

T *Introduction*

This chapter presents data on manpower engaged in the Ministry of Health and Medical Education (government sector), manpower working in Veterinary sector, and health and medical equipment and facilities of the government and private sectors affiliated to the Ministry of Health and Medical Education and Iran Veterinary Organization. Moreover, included in this chapter is information on blood products produced and distributed to the medical centers .

Collection of statistical information on health and medical activities first started by the former Ministry of Health in the year 1335 and continued till the year 1364 by the Ministry.

By merging Medical Sciences universities and affiliated hospitals in the year 1364, the former Ministry of Health was renamed "Ministry of Health and Medical Education" with a new organization and was tasked with collecting and providing statistics on health activities. Since then, the Ministry has regularly produced the related statistics.

Statistics on physicians engaged in private sector are, at present, produced by the Organization for Medical Discipline, but due to some obstacles

and problems in presenting updated statistics, these data have not been included in the Statistical Yearbook yet.

Also, data for health and medical equipment and facilities presented in this chapter relate to the establishments operating at least for 6 months of a year, and do not include the armed forces health and medical establishments.

Definitions and concepts

Physician: persons who have completed their medical education in one of the universities within the country or abroad, and received their MD degrees approved by the Ministry of Health and Medical Education. Statistics for physicians also include general practitioner, dentists, pharmacists, doctor of medical laboratory science, PhD., specialist, and subspecialist.

Dentistry: orthodontics, endodontics, oral and dental pathology, maxillofacial diseases, maxillofacial pathology, prosthodontics, periodontics, oral maxillofacial surgery, tooth treatment, children's tooth disorders.

Pharmacology: pharmacy, industrial pharmacy, pharmacology, pharmaceutics, pharmacognosy.

Paramedics: non-physicians engaged in the areas of health and treatment.

Health attendant (health aid): a native resident of the village, who has at least completed primary school, and has passed the related two - year theoretical and practical health training course.

Fixed(hospital) bed: refers to the bed in the hospital which was considered for that hospital at the time of the approval of the project for building the hospital or its development.

Available(active) bed: refers to the bed in hospital with diagnostic, medical, logistic, service and staff facilities, and staffed for the accommodation of the patients.

Medical establishments: all medical centres including hospitals, maternity hospitals and sanatoriums equipped with medical beds.

Medical establishments may be classified into three categories:

- Medical establishments affiliated to the Ministry of Health and Medical Education;
- Private medical establishments;
- Other medical establishments such as those affiliated to the Social Security Organization, charity institutions, Martyr Foundation, Bank-e Melli Iran (National Bank), etc.

Hospital: a place, enjoying diagnostic, medical, health, educational and research facilities for medical treatment of outpatients and hospitalization, is established under the licence of the Ministry of Health and Medical Education, with round- the-clock activity and is divided into general and special hospital.

Maternity hospital: a unit enjoying at least 15 beds, obstetrician as well as one operating room.

Sanatorium: a unit with at least 15 beds, general necessary facilities and services as well as one or more specialized wards, operated by a group of specialists in related fields including mental homes, leper houses, homes for tuberculous people, and addicts.

Health care unit: a unit located in rural areas with more than six thousand population and in all urban areas which covers about 12500 persons. The personnel working in the health care units include: midwife, male and female health associate, and service men.

Maternity facilities: refers to a unit located in a rural area near to the health care and medical centre in which at least three associate midwives, three cleanworkers and an ambulance driver who helps the pregnant women round- the-clock to have a natural childbirth and transfers the complex cases of childbirths to the nearest hospital.

Health care and medical centres: includes clinics, polyclinics and health centres. Health centres generally render vaccination services beside medical services.

Independent health and medical centres: those with an independent management, accounting and workplace.

Dependent health and medical centres: the medical centres which are located either inside or next to medical establishments, have not an independent management, accounting and workplace, and are dependent on the parent establishment for workers and credits.

Health home: the unit which is located in a village and often covers other villages (satellite villages). A total population of 2000 with 2 authorized health attendants (man and woman) is

covered by a health home. Male and female health attendants of the Health homes must be local workers (living at the main or satellite villages)

Medical diagnostic laboratory: refers to a medical unit established by permission from the Ministry of Health and Medical Education, which carries out tests of biology microbiology, serology, biochemistry, immunohematology, hematology, biophysics, cellology, histology, cellular and molecular genetics among others on samples taken from human body to obtain information for diagnosis, prevention or treatment continuation or for a health checkup. It includes two types: clinical and anatomical.

Rehabilitation centres: all medical units carrying out only physical treatment. These centres include physiotherapy, work therapy, speech therapy, audiometry, optometry and technical orthopedics. There are two forms of rehabilitation centres, independent and dependent. The rehabilitation centres located in a hospital or a clinic are "dependent", but those working independently of any other centre are called "independent". Statistics on this area have appeared in Iran Statistical Yearbook since the year 1376.

Nuclear diagnostic and therapeutic institutions: diagnosis and treatment of diseases through application of rays by specialists in radiography, radiography technicians, as well as experimental radiographers holding a work license from the Ministry of Health and Medical Education. In this chapter, **nuclear diagnostic and therapeutic** centre refers to a place for radiology tests and providing **nuclear therapeutic** services, the qualification of which

is confirmed by the Ministry of Health and Medical Education.

Pharmacy: a medical institute which is established by getting special licence based on the Article 20 of the legal commission, and enjoys a technical operator, renders medicinal services and supplies medicine, dried milk, dietary supplements, supplementary foods for infants, disposable medical supplies and standard health and cosmetic products.

Donors: refer to people who go to blood transfusion station and centres for blood donation

Whole blood donation: refers to a process in which the volunteers for blood donation, if eligible (based on scientific criteria) for blood donation, and their blood is not harmful for recipient, it is taken and kept in the anticoagulant CPD⁽¹⁾ or CPDA⁽²⁾-1 bags.

Frequent blood donor: refers to a blood donor that the time interval between his /her blood donations is less than 12 months.

infrequent blood donor: a blood donor who donates blood in a time interval of more than 12 months.

First time blood donor: refers to a person who successfully donates blood for the first time in the blood centre and does not have any earlier blood donation.

Red Bloods Cells (RBC): after separating of 200 to 250 ml of plasma from the blood, the PRBC is produced and kept between 1 to 6 °C.

Fresh Frozen Plasma (FFP): refers to the plasma which is produced directly from the blood or by PRP secondary centrifuge and is

¹. Citrate Phosphate Dextrose

². Citrate Phosphate Dextrose Adenine

immediately frozen. The plasma consist of water, protein(7%), carbohydrate and fat (3%). The volume of a unit of plasma resulted from a whole blood is usually between 200 to 250 mml and this plasma based on the type of anticoagulants should be packed and frozen between 6 to 8 hours after blood donation.

Platelets concentrate: Platelets from the whole blood are prepared by two stage centrifuge. The platelets units should be at least 5.5×10^{10} in the enough amount of plasma (usually 45 to 70 ml). these units can be used individually or in pooled condition (4 to 6 ones) and be sent for the receiver as a single platelet dose.

Centres for supplying livestock: refers to the centres in which livestock is slaughtered and supplied. Other centres include centres for supplying ornamental birds and fishes.

Centres for supplying raw livestock products: refers to the centres supplying red meat and livestock offal.

Centres for supplying raw poultry products: Refers to the centres supplying chicken meat and offal.

Centres for supplying raw aquatics products: refers to the centres supplying aquatic meat.

Other Centres for supplying raw products: refers to the supermarkets, chain stores, meat supermarkes.

Selected information

In the year 1396, the number of physicians and paramedics employed by the University of Medical Science was 48330 and 274515, respectively, out of whom 16579, 4270, 265, 1987, 17725, 2629, and 4875 were general practitioners, dentists, doctors of medical laboratory science, pharmacists, specialists, sub-

specialists, and professional doctors, respectively.

In the year 1396, the number of hospitals was 968 out of which 767 hospitals were state-run and 201 hospitals were run by the private sector, respectively.

In the year 1396, the number of hospital beds in the country was 161230 out of which 125566 were available (active) beds.

In the year 1396, the number of operating health care and medical centre, health care station and health home was 5683, 4415, and 18116, respectively.

In the year 1396, there were 5621 medical diagnostic laboratories, out of which 48.9 percent was state-run and 51.1 percent was ran by the private sector. In the year 1396, the total number of operating pharmacies were 11036, out of which 13 percent worked round the clock and 87 percent worked in the daytime.

In the year 1396 there were 2473 Emergency Medical Service stations in the country, out of which 918 and 1555 stations were in urban (37.1%) and rural (62.9%) areas, respectively.

In the year 1396, 2748851 blood donators visited the blood centres, and 2093197 units of blood were donated totally.

In the year 1395, there were 1799 veterinarian pharmacies, 1106 livestock vaccination centres and 921 private veterinarian clinics .

18.1. EMPLOYEES IN THE MEDICAL SCIENCES UNIVERSITIES BY OCCUPATION GROUP

Year and Ostan	Total	Physicians ⁽¹⁾	Paramedics	Other employees ⁽²⁾
1380.....	295325	21175	152396	121754
1385.....	321544	29937	173076	118531
1390.....	361627	32493	215950	113184
1392 ⁽³⁾	385667	37490	217603	130574
1393.....	413550	42108	233668	137774
1394.....	405910	42393	238869	124648
1395 ⁽⁴⁾	434511	46852	262845	124814
1396.....	452386	48330	274515	129541
East Azarbayejan ⁽⁵⁾	21292	2902	12539	5851
West Azarbayejan.....	17356	1577	11844	3935
Ardebil.....	7282	538	4839	1905
Esfahan.....	27255	3298	16581	7376
Alborz.....	6784	845	4591	1348
Ilam.....	5084	496	3390	1198
Bushehr.....	11405	765	4231	6409
Tehran.....	49117	6747	24283	18087
Chaharmahal&Bakhtiyari.....	7729	849	4900	1980
South Khorasan.....	5723	586	3815	1322
Khorasan-e-Razavi.....	33939	3246	21949	8744
North Khorasan.....	5973	569	3655	1749
Khuzestan.....	26748	2828	15611	8309
Zanjan.....	7454	842	4529	2083
Semnan.....	6376	687	3016	2673
Sistan&Baluchestan.....	17371	1594	10680	5097
Fars.....	34108	3429	21314	9365
Qazvin.....	6862	709	4241	1912
Qom.....	4877	527	2925	1425
Kordestan.....	9388	1008	6498	1882
Kerman.....	20020	2140	12467	5413
Kermanshah.....	14173	1272	9113	3788
Kohgiluyeh&Boyerahmad.....	5911	468	3817	1626
Golestan.....	12574	1452	7983	3139
Gilan.....	15614	1888	9402	4324
Lorestan.....	11929	1009	8360	2560
Mazandaran.....	22193	2181	14096	5916
Markazi.....	7788	674	4651	2463
Hormozgan.....	9591	1011	6305	2275
Hamedan.....	12130	1169	7993	2968
Yazd.....	8340	1024	4897	2419

1. Including foreign physicians, dentists, pharmacist, veterinarian too.

2. Including those people not included in physicians and paramedics whether logistic or services personnel,...

3. Excluding Ilam Ostan.

4. Excluding statistics for Ahvaz, Behbahan and Yasuj Medical Science Universities.

5. East Azarbayejan Ostan excludes statistics for Sarab Medical Science Universities.

Source: Ministry of Health and Medical Education.

18.2. PHYSICIANS⁽¹⁾ EMPLOYED IN THE MEDICAL SCIENCES UNIVERSITIES BY FIELD AND TYPE OF SPECIALITY

Year and Ostan	Grand total	General practitioner	Dentist	Doctorate in laboratory science	Pharmacist	Specialist	Sub-specialist	Professional doctorate
1380.....	21175	8568	1945	000	1069	9066	000	000
1385.....	29937	13485	2786	000	1327	12258	000	000
1390.....	32493	14901	3625	000	1731	000	000	000
1392 ⁽²⁾	37490	14679	3332	000	1635	17844	000	000
1393.....	42108	15304	3714	285	1817	15625	2167	3196
1394.....	42393	15340	3700	285	1896	15679	2159	3334
1395 ⁽³⁾	46852	15868	4145	374	2016	17452	2467	4530
1396.....	48330	16579	4270	265	1987	17725	2629	4875
East Azarbayejan.....	2902	881	146	50	68	1437	117	203
West Azarbayejan.....	1577	670	152	12	64	496	56	127
Ardebil.....	538	282	53	3	26	164	4	6
Esfahan.....	3298	1073	392	42	158	1166	185	282
Alborz.....	845	287	77	2	61	311	50	57
Ilam.....	496	174	66	9	18	149	19	61
Bushehr.....	765	285	106	2	21	253	25	73
Tehran.....	6747	939	427	24	298	2982	705	1372
Chaharmahal&Bakhtiyari.....	849	438	85	3	18	210	95	0
South Khorasan.....	586	182	49	0	36	265	17	37
Khorasan-e-Razavi.....	3246	1122	217	12	185	1172	183	355
North Khorasan.....	569	255	43	3	27	185	13	43
Khuzestan.....	2828	1051	177	14	115	1125	141	205
Zanjan.....	842	257	65	8	39	308	36	129
Semnan.....	687	175	48	2	19	294	31	118
Sistan&Baluchestan.....	1594	703	134	9	49	514	67	118
Fars.....	3429	1167	248	12	164	1250	164	424
Qazvin.....	709	224	117	3	26	225	42	72
Qom.....	527	136	28	1	22	228	53	59
Kordestan.....	1008	403	68	1	36	394	34	72
Kerman.....	2140	780	307	6	61	655	76	255
Kermanshah.....	1272	511	107	2	55	400	48	149
Kohgiluyeh&Boyerahmad.....	468	235	50	5	9	157	9	3
Golestan.....	1452	572	94	4	45	603	65	69
Gilan.....	1888	840	248	6	34	621	139	0
Lorestan.....	1009	450	56	1	42	317	33	110
Mazandaran.....	2181	983	268	17	120	593	83	117
Markazi.....	674	306	70	3	48	245	2	0
Hormozgan.....	1011	473	141	1	24	261	40	71
Hamedan.....	1169	392	155	7	58	358	34	165
Yazd.....	1024	333	76	1	41	387	63	123

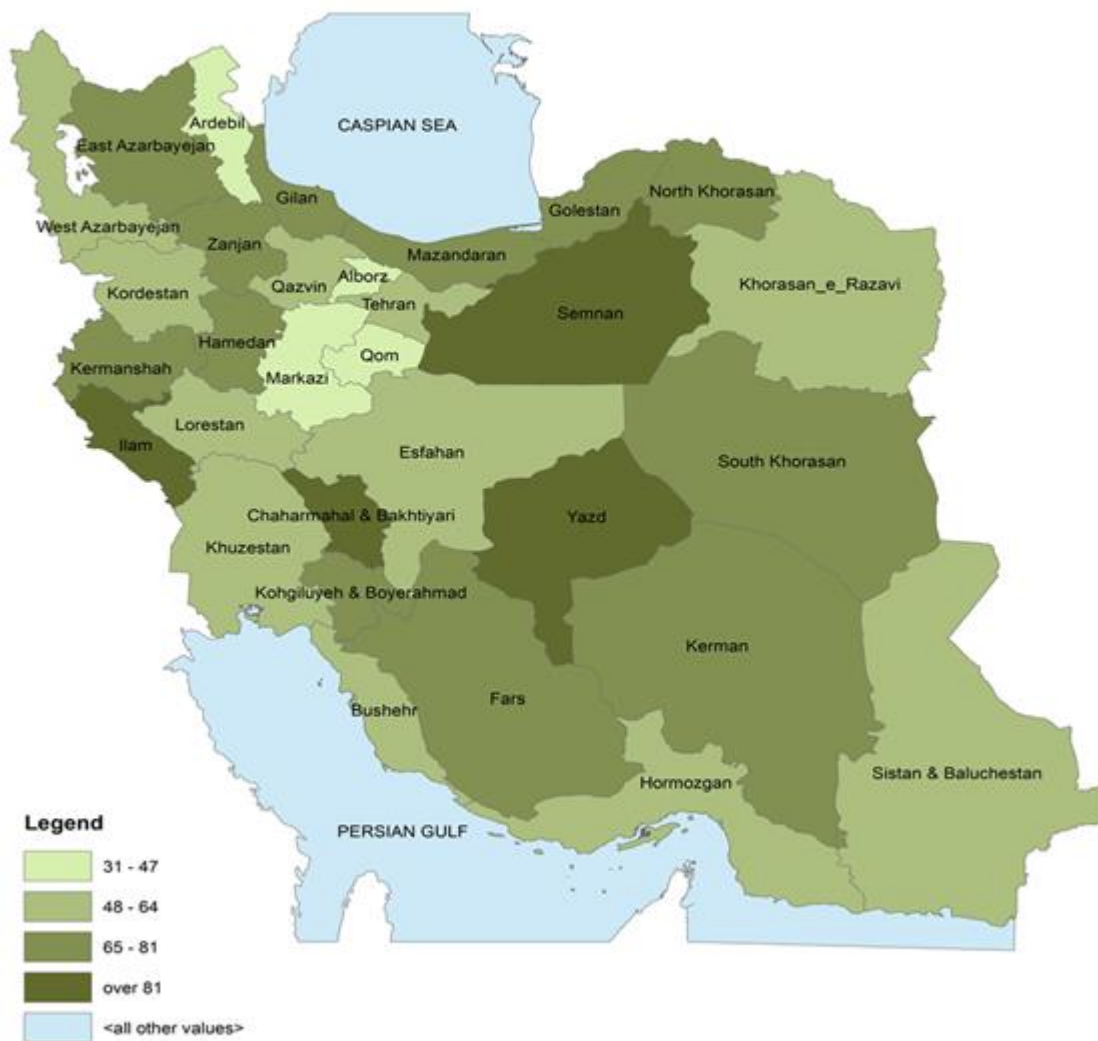
1. Including foreign physicians.

2. Excluding Ilam Ostan.

3. Excluding statistics for Ahvaz and Behbahan and Yasuj Medical Science Universities.

Source: Ministry of Health, Treatment and Medical Education.

18.1. NUMBER OF PHYSICIANS PER 100000 POPULATION, THE YEAR 1396



For Data See Table 3.2 and 18.2

18.3. PARAMEDICS EMPLOYED IN THE MEDICAL SCIENCES UNIVERSITIES BY FIELD AND TYPE OF SPECIALITY

Year and Ostan	Grand total	Professional nurse holding B.S. or higher degree	Nurse holding associate's degree	Operating room associate and technician	Anesthetist expert, associate and technician
1380	152394	000	000	2945	000
1385	173076	000	000	3671	000
1390	215950	59490	000	5226	4395
1392	217603	65878	495	5395	4320
1393	233668	69931	469	6171	5028
1394	238869	73795	414	6168	5268
1395 ⁽¹⁾	262845	83355	480	6271	5146
1396	274515	90544	351	6567	5388
East Azarbayejan	12539	4180	28	145	139
West Azarbayejan	11844	3892	17	128	129
Ardebil	4839	1745	5	80	136
Esfahan	16581	6357	51	592	526
Alborz	4591	1660	10	197	172
Ilam	3390	809	0	50	16
Bushehr	4231	1016	0	43	26
Tehran	24283	10131	29	957	914
Chaharmahal&Bakhtiyari...	4900	1565	2	71	42
South Khorasan	3815	1234	1	43	26
Khorasan-e-Razavi	21949	7909	14	360	241
North Khorasan	3655	1224	3	127	110
Khuzestan ⁽²⁾	15611	3887	6	443	345
Zanjan	4529	1443	8	108	120
Semnan	3016	973	7	75	15
Sistan&Baluchestan	10680	2347	1	395	345
Fars	21314	7700	20	872	710
Qazvin	4241	1461	6	14	25
Qom	2925	1336	11	138	122
Kordestan	6498	1640	11	84	70
Kerman	12467	3756	36	195	106
Kermanshah	9113	2846	9	177	106
Kohgiluyeh&Boyerahmad ⁽³⁾	3817	1179	2	96	97
Golestan	7983	2918	10	110	64
Gilan	9402	3164	24	240	245
Lorestan	8360	2677	5	216	158
Mazandaran	14096	4889	26	195	89
Markazi	4651	1488	1	142	132
Hormozgan	6305	1423	6	72	45
Hamedan	7993	2119	2	145	68
Yazd	4897	1576	0	57	49

18.3. PARAMEDICS EMPLOYED IN THE MEDICAL SCIENCES UNIVERSITIES BY FIELD AND TYPE OF SPECIALITY (continued)

Year and Ostan	Health worker	Health attendant (Behvarz)	Midwife	Other paramedics
1380	000	000	8105	000
1385	000	27620	10555	000
1390	20007	28691	16429	81712
1392	11912	29291	17979	82333
1393	12776	31783	19921	87589
1394	10713	30131	21068	91312
1395 ⁽¹⁾	11657	30868	23753	101315
1396	11563	29782	26000	104320
East Azarbayejan	128	329	1385	6205
West Azarbayejan	371	1628	1452	4227
Ardebil.....	181	845	470	1377
Esfahan	577	1205	1425	5848
Alborz.....	414	161	464	1513
Ilam.....	122	320	326	1747
Bushehr	412	449	473	1812
Tehran	1152	493	1857	8750
Chaharmahal&Bakhtiyari.....	202	643	516	1859
South Khorasan.....	112	482	251	1666
Khorasan-e-Razavi.....	416	2280	1829	8900
North Khorasan.....	51	541	420	1179
Khuzestan ⁽²⁾	1514	1760	2007	5649
Zanjan	193	671	497	1489
Semnan.....	91	135	277	1443
Sistan&Baluchestan	762	1882	1148	3800
Fars.....	1235	1968	1551	7258
Qazvin.....	83	487	430	1735
Qom	140	67	251	860
Kordestan.....	257	1096	726	2614
Kerman	840	1484	1209	4841
Kermanshah.....	296	1094	746	3839
Kohgiluyeh&Boyerahmad ⁽³⁾	194	667	424	1158
Golestan	56	1265	952	2608
Gilan	218	1604	846	3061
Lorestan	58	1083	838	3325
Mazandaran	308	2208	1176	5205
Markazi	151	623	456	1658
Hormozgan	341	1044	554	2820
Hamedan	485	990	645	3539
Yazd	203	278	399	2335

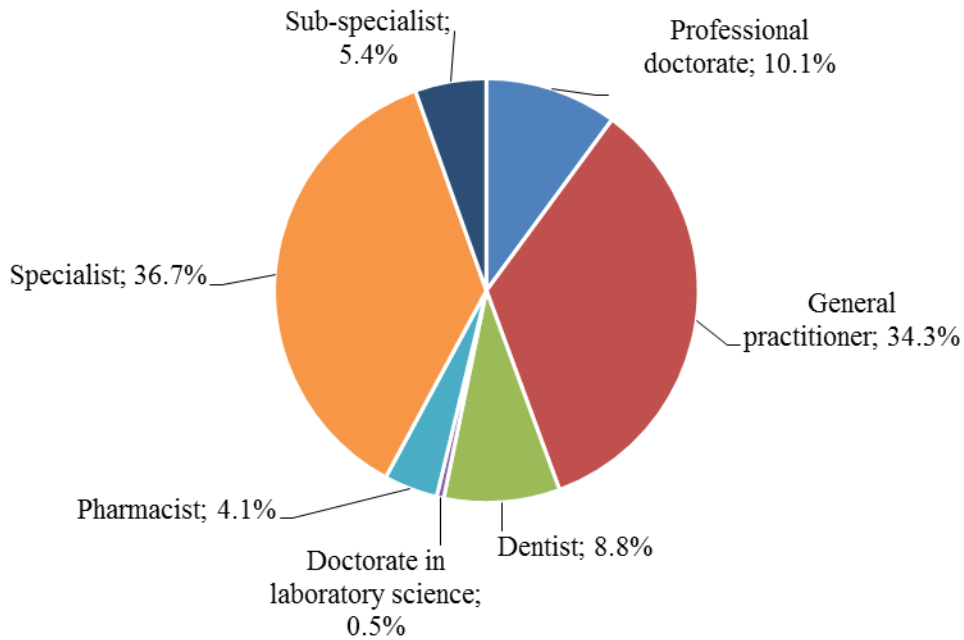
1. Excluding statistics for Ahvaz and Behbahan and Yasuj Medical Science Universities.

2. Excluding statistics for Ahvaz and Behbahan Medical Science Universities.

3. Excluding statistics for Yasuj Medical Science University.

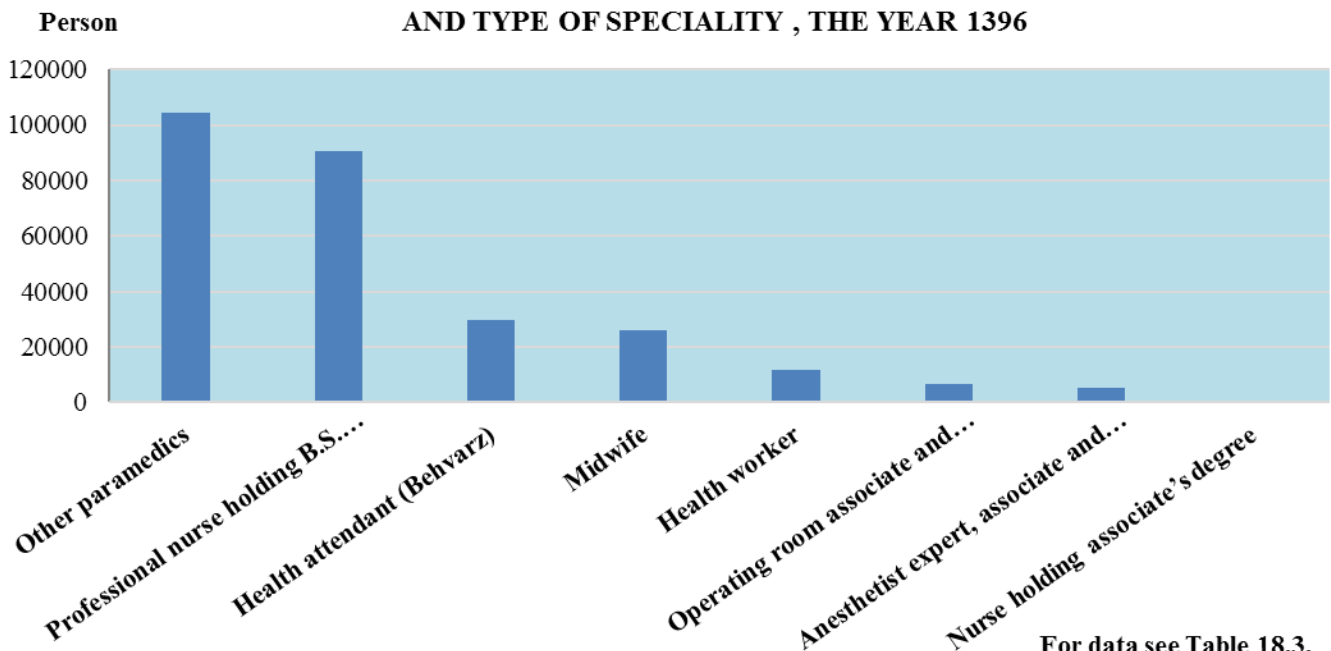
Source: Ministry of Health and Medical Education.

18.2. DISTRIBUTION OF PHYSICIANS EMPLOYED IN THE MINISTRY OF HEALTH AND MEDICAL EDUCATION BY FIELD OF SPECIALITY, THE YEAR 1396



For data see Table 18.2

18.3. PARAMEDICS EMPLOYED IN THE MEDICAL SCIENCES UNIVERSITIES BY FIELD AND TYPE OF SPECIALITY , THE YEAR 1396



For data see Table 18.3.

18.4. NUMBER OF ACTIVE HOSPITALS AND AVAILABLE FIXED (HOSPITAL) BEDS BY TYPE OF AFFILIATION

Year and Ostan	Grand total		State-run					
			Medical Science University		Social Security		Other public institutions and organizations	
	Active hospital	Fixed (hospital) bed	Active hospital	Fixed (hospital) bed	Active hospital	Fixed (hospital) bed	Active hospital	Fixed (hospital) bed
1380	000	000	000	000	000	000	000	000
1385	000	000	000	000	000	000	000	000
1390	000	000	000	000	000	000	000	000
1392	000	000	000	000	000	000	000	000
1393	895	144901	555	100701	70	11804	96	12480
1394	899	148035	562	102859	68	11976	93	12640
1395	954	157303	594	107403	72	12021	97	13965
1396	968	161230	602	110617	70	12394	95	14485
East Azarbayejan	46	8166	33	6293	2	406	4	504
West Azarbayejan	30	5189	24	4404	1	256	2	204
Ardebil.....	17	2679	12	2189	2	222	1	148
Esfahan.....	62	10183	40	6944	4	988	5	1060
Alborz.....	18	3016	11	1844	1	316	1	250
Ilam.....	12	1214	9	998	0	0	1	60
Bushehr	17	1765	9	1231	3	274	5	260
Tehran	161	36234	52	16517	10	3149	25	6924
Chaharmahal&Bakhtiari...	11	1728	10	1526	1	202	0	0
South Khorasan.....	16	1674	13	1456	2	186	1	32
Khorasan-e-Razavi.....	65	12397	43	9263	3	680	4	370
North Khorasan.....	12	1409	10	1255	1	104	1	50
Khuzestan.....	52	8540	29	5530	5	520	13	1993
Zanjan	14	1981	10	1641	2	190	1	50
Semnan.....	12	2030	9	1701	1	124	1	141
Sistan&Baluchestan.....	22	3363	18	3015	2	256	2	92
Fars.....	77	12966	53	10092	1	300	6	518
Qazvin.....	15	2301	9	1415	2	345	0	0
Qom	10	2425	6	1675	1	120	1	118
Kordestan	18	2816	14	2492	2	210	1	64
Kerman	38	5267	24	3668	3	570	4	442
Kermanshah	23	3662	17	2919	2	230	2	228
Kohgiluyeh&Boyerahmad..	9	871	5	707	1	32	2	82
Golestan	25	3183	16	2386	2	350	1	50
Gilan	35	5204	25	3969	1	270	1	60
Lorestan	24	2849	15	2167	3	320	1	50
Mazandaran	46	6185	30	4855	5	432	2	96
Markazi	19	3046	14	2200	3	370	0	0
Hormozgan	21	2213	14	1425	1	300	4	364
Hamedan	21	3348	15	2582	2	416	2	200
Yazd	20	3326	13	2258	1	256	1	75

18.4. NUMBER OF ACTIVE HOSPITALS AND AVAILABLE FIXED (HOSPITAL) BEDS BY TYPE OF AFFILIATION (continued)

Year and Ostan	Non-public			
	Charity		Private	
	Active hospital	Fixed (hospital) bed	Active hospital	Fixed (hospital) bed
1380	000	000	000	000
1385	000	000	000	000
1390	000	000	000	000
1392	000	000	000	000
1393	28	4168	146	15748
1394	30	4322	146	16238
1395	32	4906	159	19008
1396	33	5012	168	18722
East Azarbayejan	1	160	6	803
West Azarbayejan	0	0	3	325
Ardebil.....	0	0	2	120
Esfahan.	4	382	9	809
Alborz.....	0	0	5	606
Ilam.....	0	0	2	156
Bushehr	0	0	0	0
Tehran	11	1237	63	8407
Chaharmahal&Bakhtiyari...	0	0	0	0
South Khorasan.....	0	0	0	0
Khorasan-e-Razavi.....	7	976	8	1108
North Khorasan.....	0	0	0	0
Khuzestan.....	1	105	4	392
Zanjan	0	0	1	100
Semnan.....	0	0	1	64
Sistan&Baluchestan.....	0	0	0	0
Fars.....	3	1030	14	1026
Qazvin	1	100	3	441
Qom.....	2	512	0	0
Kordestan.	0	0	1	50
Kerman	1	125	6	462
Kermanshah	0	0	2	285
Kohgiluyeh&Boyerahmad..	0	0	1	50
Golestan	0	0	6	397
Gilan	0	0	8	905
Lorestan	0	0	5	312
Mazandaran	0	0	9	802
Markazi	0	0	2	476
Hormozgan	0	0	2	124
Hamedan	0	0	2	150
Yazd	2	385	3	352

Source: Ministry of Health and Medical Education

18.5. NUMBER OF ACTIVE (AVAILABLE) BEDS IN HOSPITAL WARDS

Year and Ostan	Total	Psychological	Burn	Intensive care unit (ICU)	Coronary care unit (CCU)	Neonatal intensive care unit (NICU)	Other
1380	000	000	000	000	000	000	000
1385	000	000	000	000	000	000	000
1390	000	000	000	000	000	000	000
1392	000	000	000	000	000	000	000
1393	110485	10299	887	6374	4887	2169	85869
1394 ⁽¹⁾	110873	8935	840	6628	4849	2405	87216
1395	118156	9870	894	7642	5331	2771	91648
1396	125566	10332	914	8212	5589	3088	97431
East Azarbayejan	6420	655	50	442	242	147	4884
West Azarbayejan	4139	137	32	268	162	86	3454
Ardebil	1903	189	10	86	54	35	1529
Esfahan	8080	826	56	504	298	156	6240
Alborz	2700	80	11	262	138	82	2127
Ilam	763	55	8	48	44	24	584
Bushehr	973	49	24	65	50	31	754
Tehran	29236	3274	124	2402	1493	743	21200
Chaharmahal&Bakhtiari	1515	159	10	52	45	43	1206
South Khorasan	1347	101	13	91	53	42	1047
Khorasan-e-Razavi	9134	915	50	576	290	297	7006
North Khorasan	1089	32	10	42	40	36	929
Khuzestan	7362	632	79	394	360	151	5746
Zanjan	1716	136	17	88	47	52	1376
Semnan	1537	52	0	109	57	32	1287
Sistan&Baluchestan	2811	144	48	168	86	69	2296
Fars	6219	747	69	360	305	169	4569
Qazvin	1859	70	18	97	98	25	1551
Qom	1906	138	16	57	58	114	1523
Kordestan	2318	146	14	111	80	39	1928
Kerman	4482	409	36	252	227	83	3475
Kermanshah	2941	162	34	185	116	59	2385
Kohgiluyeh&Boyerahmad	969	108	14	41	29	23	754
Golestan	2645	81	21	169	153	53	2168
Gilan	3548	222	12	203	163	34	2914
Lorestan	2387	103	24	147	136	89	1888
Mazandaran	5283	224	32	436	310	135	4146
Markazi	2170	49	24	134	103	25	1835
Hormozgan	2351	94	15	125	118	71	1928
Hamedan	2967	185	25	168	91	61	2437
Yazd	2796	158	18	130	143	82	2265

Source: Ministry of Health and Medical Education.

18.6. ESTABLISHMENTS OFFERING PRIMARY HEALTH CARE

Year and Ostan	Health and medical centres			Health care station			Maternity facilities	Active health homes
	Total	Urban	Rural	Total	Urban	Rural		
1380	000	000	000	000	000	000	000	000
1385	000	000	000	000	000	000	000	12166
1390	000	000	000	000	000	000	000	17649
1392	000	000	000	000	000	000	000	17749
1393	4657	2376	2281	2401	2278	123	274	17644
1394	4672	2394	2278	2915	2776	139	257	17792
1395	5517	2820	2697	4198	4021	177	299	17854
1396	5683⁽¹⁾	2863⁽¹⁾	2820⁽¹⁾	4415⁽¹⁾	4190⁽¹⁾	225	254	18116⁽¹⁾
East Azarbayejan	305	166	139	234	212	22	9	1071
West Azarbayejan.....	224	109	115	115	109	6	13	985
Ardebil.....	124	59	65	70	70	0	9	584
Esfahan.....	319	221	98	285	277	8	11	533
Alborz.....	81	66	15	201	190	11	0	75
Ilam.....	63	36	27	50	50	0	7	204
Bushehr.....	86	56	30	77	77	0	6	223
Tehran	329	267	62	725	692	33	1	304
Chaharmahal&Bakhtiyari....	122	62	60	33	29	4	4	300
South Khorasan.....	101	39	62	67	62	5	5	314
Khorasan-e-Razavi.....	410	198	212	483	456	27	12	1400
North Khorasan.....	91	30	61	58	54	4	6	368
Khuzestan.....	276	165	111	185	175	10	14	943
Zanjan	116	47	69	76	76	0	8	457
Semnan.....	80	54	26	22	21	1	1	134
Sistan&Baluchestan.....	292	88	204	155	136	19	44	1117
Fars.....	618	282	336	168	138	30	16	1099
Qazvin.....	88	45	43	102	102	0	5	277
Qom	55	41	14	128	128	0	0	59
Kordestan.....	147	77	70	108	108	0	2	624
Kerman	217	101	116	147	139	8	15	874
Kermanshah	132	73	59	144	144	0	12	649
Kohgiluyeh&Boyerahmad..	72	26	46	53	50	3	10	358
Golestan	145	47	98	97	93	4	6	609
Gilan	194	98	96	42	41	1	0	969
Lorestan	153	73	80	123	123	0	3	647
Mazandaran	300	98	202	81	76	5	7	1288
Markazi	110 ⁽¹⁾	57 ⁽¹⁾	53 ⁽¹⁾	114	113 ⁽¹⁾	1	7	341 ⁽¹⁾
Hormozgan	192	64	128	121	112	9	19	579
Hamedan	157	70	87	58	44	14	0	560
Yazd	84	48	36	93	93	0	2	171

1. Excluding the statistics for Khomain Medical Science University

Source: Ministry of Health and Medical Education.

18.7. MEDICAL DIAGNOSTIC LABORATORY BY TYPE OF AFFILIATION

Year and Ostan	Total	State-run			Non-public	
		Medical Science University	Social Security	Other public institutions and organizations	Charity	Private
1380	3701	1873	000	000	000	1355
1385	4414	2071	000	000	000	1768
1390	4850	2075	000	000	000	2156
1392	5303	2159	000	000	000	2424
1393	5481	2234	246	311	157	2533
1394	5639	2340	261	305	145	2588
1395	5642 ⁽¹⁾	2269	280	321	141	2631 ⁽¹⁾
1396	5621	2126	280	341	138	2736
East Azarbayejan	221	43	10	9	0	159
West Azarbayejan	181	102	9	3	1	66
Ardebil.....	56	18	4	6	1	27
Esfahan.....	455	171	28	29	13	214
Alborz.....	174	28	7	11	1	127
Ilam.....	61	37	3	3	1	17
Bushehr	83	53	6	6	0	18
Tehran	1021	91	26	73	58	773
Chaharmahal&Bakhtiari....	128	107	6	1	0	14
South Khorasan.....	37	17	4	2	0	14
Khorasan-e-Razavi.....	450	207	16	28	24	175
North Khorasan.....	74	52	4	4	1	13
Khuzestan.....	249	64	20	30	4	131
Zanjan	82	48	7	4	0	23
Semnan.....	73	41	5	5	0	22
Sistan&Baluchestan.....	156	109	9	11	1	26
Fars.....	480	234	10	21	10	205
Qazvin	86	36	9	4	1	36
Qom	57	7	4	4	12	30
Kordestan.....	56	14	4	3	0	35
Kerman	184	94	12	10	5	63
Kermanshah	135	73	6	12	0	44
Kohgiluyeh&Boyerahmad..	67	42	4	2	0	19
Golestan	121	42	7	10	0	62
Gilan	196	82	10	7	0	97
Lorestan	61	16	6	3	0	36
Mazandaran	167	7	16	7	0	137
Markazi	132	76	9	8	0	39
Hormozgan	119	81	3	11	0	24
Hamedan	123	55	6	7	3	52
Yazd	136	79	10	7	2	38

1. Revised figures.

Source: Ministry of Health and Medical Education.

18.8. REHABILITATION CENTRES⁽¹⁾ BY TYPE OF AFFILIATION

Year and Ostan	Total	State-run			Non-public	
		Medical Science University	Social Security	Other public institutions and organizations	Charity	Private
1380	1679	225	000	000	000	953
1385	2704	319	000	000	000	1789
1390	4522	378	000	000	000	3378
1392	5542	437	000	000	000	4375
1393	6266	445	103	511	126	5081
1394	7001	512	121	566	136	5666
1395	7449	550	134	630	151	5984
1396⁽²⁾	8110	567	124	639	172	6608
East Azarbayejan	131	2	0	8	3	118
West Azarbayejan	238	23	2	5	1	207
Ardebil.....	60	8	1	2	0	49
Esfahan.....	489	41	8	58	4	378
Alborz.....	342	11	3	9	2	317
Ilam.....	40	0	0	3	0	37
Bushehr	76	2	2	9	0	63
Tehran	2004	135	63	152	93	1561
Chaharmahal&Bakhtiari....	84	5	1	12	0	66
South Khorasan.....	107	5	0	25	5	72
Khorasan-e-Razavi.....	691	33	7	42	15	594
North Khorasan.....	89	4	1	12	1	71
Khuzestan.....	437	29	5	33	0	370
Zanjan	72	9	0	9	0	54
Semnan.....	103	20	1	28	4	50
Sistan&Baluchestan.....	144	19	1	5	0	119
Fars.....	716	38	5	58	18	597
Qazvin	117	10	2	9	3	93
Qom	113	7	4	4	5	93
Kordestan.....	118	2	0	13	0	103
Kerman	136	15	2	23	4	92
Kermanshah	192	17	4	12	0	159
Kohgiluyeh&Boyerahmad..	37	3	1	2	0	31
Golestan	180	12	4	12	1	151
Gilan	240	10	0	11	1	218
Lorestan	159	16	1	17	0	125
Mazandaran	476	26	2	14	0	434
Markazi	121	6	0	7	2	106
Hormozgan	36	3	1	6	0	26
Hamedan	170	29	0	9	2	130
Yazd	192	27	3	30	8	124

1. Including physiotherapy, work therapy, speech therapy, audiometry, optometry, and technical orthopedics.

2. Excluding the statistics for Shooshtar, Zabul and Khomain Medical Science Universities.

Source: Ministry of Health and Medical Education.

18.9. NUCLEAR DIAGNOSTIC AND THERAPEUTIC INSTITUTIONS BY TYPE OF AFFILIATION

Year and Ostan	Total	State-run			Non-public	
		Medical Science University	Social Security	Other public institutions and organizations	Charity	Private
1380	1801	667	000	000	000	815
1385	2227	761	000	000	000	1087
1390	2802	726	000	000	000	1421
1392	2825	748	000	000	000	1523
1393	2889	661	160	212	110	1746
1394	3070	716	168	232	114	1840
1395	3246	805	171	237	104	1929
1396⁽¹⁾	3387	814	189	221	110	2053
East Azarbayejan	139	49	7	2	0	81
West Azarbayejan	88	24	9	4	2	49
Ardebil	35	10	2	1	0	22
Esfahan	237	59	18	20	7	133
Alborz	124	15	5	8	2	94
Ilam	19	0	11	0	0	8
Bushehr	43	15	6	4	0	18
Tehran	893	95	24	54	45	675
Chaharmahal&Bakhtiyari...	30	12	3	3	0	12
South Khorasan	30	15	5	3	1	6
Khorasan-e-Razavi	221	48	7	17	17	132
North Khorasan	31	13	1	3	0	14
Khuzestan	159	37	11	12	4	95
Zanjan	39	16	3	2	1	17
Semnan	28	11	2	4	0	11
Sistan&Baluchestan	37	15	2	3	1	16
Fars	225	79	5	14	9	118
Qazvin	61	17	8	2	2	32
Qom	50	8	4	3	11	24
Kordestan	41	15	4	4	0	18
Kerman	85	35	4	7	1	38
Kermanshah	80	26	4	7	0	43
Kohgiluyeh&Boyerahmad..	33	15	4	1	0	13
Golestan	99	30	4	5	0	60
Gilan	101	25	2	1	0	73
Lorestan	60	16	7	5	1	31
Mazandaran	159	42	7	7	0	103
Markazi	53	17	4	6	0	26
Hormozgan	69	27	4	12	0	26
Hamedan	59	12	5	4	4	34
Yazd	59	16	7	3	2	31

1. Excluding the statistics for Torbate Jom, Khalkhal Shooshtar and Bam Medical Science Universities.

Source: Ministry of Health and Medical Education

18.10. PHARMACIES BY AFFILIATION TYPE AND WORKING TIME

Year and Ostan	Total	State-run			Non-public		Working time	
		Medical Science University	Social Security	Other public institutions and organizations	Charity	Private	Day ⁽¹⁾	Day & night
1380.....	5918	348	000	000	000	5360	5404	514
1385.....	7358	467	000	000	000	6650	6302	1056
1390.....	8484	423	000	000	000	7666	0	0
1392.....	9625	512	000	000	000	8672	8505	1120
1393.....	10069	518	149	248	71	9083	8821	1248
1394.....	9973	588	156	288	49	8892	8853	1332
1395.....	10937	574	168	223	43	9929	9588	1349
1396.....	11036	532	195	231	50	10028	9633	1403
East Azarbayejan	653	34	15	8	1	595	570	83
West Azarbayejan....	440	28	10	8	0	394	403	37
Ardebil.....	168	14	3	4	2	145	132	36
Esfahan.....	863	16	3	4	1	839	773	90
Alborz.....	396	1	7	0	0	388	342	54
Ilam.....	73	1	1	0	0	71	57	16
Bushehr.....	118	10	10	6	0	92	96	22
Tehran	2625	84	13	43	13	2472	2357	268
Chaharmahal& Bakhtiyari.....	96	2	0	2	0	92	86	10
South Khorasan.....	84	10	1	3	0	70	76	8
Khorasan-e-Razavi ..	905	39	18	15	6	827	797	108
North Khorasan.....	100	10	4	2	0	84	87	13
Khuzestan	673	34	31	34	6	568	615	58
Zanjan.....	109	2	0	2	0	105	97	12
Semnan.....	77	5	1	9	0	62	71	6
Sistan&Baluchestan .	202	7	1	2	1	191	165	37
Fars	784	54	17	16	4	693	647	137
Qazvin.....	157	10	2	2	1	142	139	18
Qom.....	163	7	1	3	9	143	136	27
Kordestan.....	147	3	6	3	0	135	121	26
Kerman.....	314	27	5	9	2	271	264	50
Kermanshah	256	19	2	5	0	230	211	45
Kohgiluyeh& Boyerahmad.....	79	6	3	3	0	67	68	11
Golestan	240	16	3	6	0	215	207	33
Gilan	349	1	0	1	0	347	304	45
Lorestan.....	199	15	10	6	1	167	167	32
Mazandaran ⁽²⁾	87	7	1	1	0	78	81	6
Markazi.....	180	18	5	2	0	155	145	35
Hormozgan.....	144	25	3	12	1	103	116	28
Hamedan.....	213	13	7	16	0	177	179	34
Yazd.....	142	14	12	4	2	110	124	18

1. Including pharmacies working part-time and full-time.

2 Excluding Saree(Mozandaran) Medical Science University statistics.

Source: Ministry of Health and Medical Education.

18.11. NUMBER OF HEALTH CENTRES, CLINICS, AND POLYCLINICS BY TYPE OF AFFILIATION

Year and Ostan	Total	State-run			Non-public	
		Medical Science University	Social Security	Other public institutions and organizations	Charity	Private
1380	000	000	000	000	000	000
1385	000	000	000	000	000	000
1390	000	000	000	000	000	000
1392	000	000	000	000	000	000
1393	3463	827	243	604	260	1529
1394	4168	1180	270	607	269	1842
1395	4423	1207	297	653	280	1986
1396	4374	912	302	659	296	2205
East Azarbayejan	181	24	3	25	2	127
West Azarbayejan.....	126	61	12	19	5	29
Ardebil.....	91	29	5	9	6	42
Esfahan.	417	86	30	61	36	204
Alborz.....	100	3	6	13	4	74
Ilam.....	14	0	5	0	3	6
Bushehr	53	14	10	18	0	11
Tehran	835	20	19	112	101	583
Chaharmahal&Bakhtiyari....	38	12	6	4	1	15
South Khorasan.....	47	24	6	8	8	1
Khorasan-e-Razavi.....	314	17	12	45	38	202
North Khorasan.....	55	12	4	23	2	14
Khuzestan.....	211	42	26	42	8	93
Zanjan	52	14	7	10	1	20
Semnan.....	47	14	6	14	1	12
Sistan&Baluchestan.....	92	22	9	13	5	43
Fars.....	258	53	14	36	20	135
Qazvin.....	58	14	9	5	1	29
Qom	72	11	4	8	16	33
Kordestan.....	46	16	5	7	4	14
Kerman	167	28	11	21	10	97
Kermanshah	105	26	5	17	0	57
Kohgiluyeh&Boyerahmad...	34	3	3	9	0	19
Golestan	67	20	5	9	1	32
Gilan	102	14	11	16	2	59
Lorestan	57	14	11	12	1	19
Mazandaran	150	40	15	30	1	64
Markazi	42	2	6	13	6	15
Hormozgan	75	17	9	16	2	31
Hamedan	349	244	16	28	8	53
Yazd	119	16	12	16	3	72

Source: Ministry of Health and Medical Education

18.12. NUMBER OF EMERGENCY MEDICAL SERVICES STATIONS

Year and Ostan	Total	Urban	Road
1380.....	000	000	000
1385.....	000	000	000
1390.....	000	000	000
1392.....	000	000	000
1393.....	2022	822	1200
1394.....	2159	769	1390
1395.....	2270	828	1442
1396.....	2473	918	1555
East Azarbayejan	115	45	70
West Azarbayejan	76	32	44
Ardebil.....	60	33	27
Esfahan.....	160	79	81
Alborz.....	54	27	27
Ilam.	37	12	25
Bushehr	50	15	35
Tehran ⁽¹⁾	71	27	44
Chaharmahal&Bakhtiyari.....	46	16	30
South Khorasan.....	64	13	51
Khorasan-e-Razavi.....	208	91	117
North Khorasan.....	39	13	26
Khuzestan.....	161	60	101
Zanjan.....	52	16	36
Semnan.....	47	12	35
Sistan&Baluchestan.....	154	34	120
Fars	183	63	120
Qazvin	39	11	28
Qom	39	21	18
Kordestan.	49	18	31
Kerman	151	45	106
Kermanshah	56	27	29
Kohgiluyeh&Boyerahmad	39	14	25
Golestan	54	21	33
Gilan	61	25	36
Lorestan	62	24	38
Mazandaran	102	34	68
Markazi	56	22	34
Hormozgan.....	81	26	55
Hamedan	54	21	33
Yazd	53	21	32

1. Excluding the statistics for Tehran Medical Science University.

Source: Ministry of Health and Medical Education.

**18.13. BLOOD PRODUCTS PRODUCED AND DELIVERED TO THE MEDICAL CENTRES
BY THREE MAJOR PRODUCTS, THE YEAR 1396** (unit)

Ostan	Blood products produced			Blood products delivered to medical centres		
	Packed Red Blood Cells (PRBC)	Fresh frozen plasma (FFP)	Platelets concentrate	Packed Red Blood Cells (PRBC)	Fresh frozen plasma (FFP)	Platelets concentrate
Total country.....	2021709	1825566	1098728	1974808	694187	949438
East Azarbayejan.....	89534	87295	50722	84090	43406	49049
West Azarbayejan	73559	68143	17789	56480	17634	18997
Ardebil.....	37069	34867	8455	20732	8682	7474
Esfahan.....	128672	114961	68336	117344	48984	66795
Alborz.....	54507	32969	11300	41303	12669	6845
Ilam.....	12917	12081	3528	10765	2250	3233
Bushehr	33820	24757	9735	27867	8931	8438
Tehran.....	295060	283174	265134	401883	168071	257091
Chaharmahal&Bakhtiari ..	22073	20724	10789	17587	8984	8671
South Khorasan.....	20297	19362	8042	9763	4328	5392
Khorasan-e-Razavi.....	139724	125793	99353	137125	54846	76867
North Khorasan.....	15916	15349	6393	9714	4901	4471
Khuzestan.....	115932	97262	69491	134327	36131	48276
Zanjan	21583	20492	11835	19191	6992	8253
Semnan.....	32243	30944	4183	15703	6821	3633
Sistan&Baluchestan	70270	65435	20566	97707	15758	15379
Fars.....	157068	139385	100360	154935	60588	85965
Qazvin.....	38084	35073	18773	23908	9296	15024
Qom	39652	35848	16733	26716	9570	14233
Kordestan.....	23879	22157	13929	21917	9682	10947
Kerman	71210	65161	43751	63606	20102	31551
Kermanshah	52234	49535	38783	46348	16826	36461
Kohgiluyeh&Boyerahmad .	17153	14864	7327	14691	4038	4112
Golestan	46515	42050	24611	47352	13127	20652
Gilan	80467	67396	20235	77690	10977	18677
Lorestan.....	37145	32959	10726	27055	9293	9028
Mazandaran	128658	112156	57235	122291	22305	39236
Markazi	40858	38751	20061	24738	12550	19741
Hormozgan	55206	50334	12676	54208	10463	11548
Hamedan.....	34333	33084	29132	32955	20304	24993
Yazd	36071	33205	18745	34817	15678	18406

Source: Iranian Blood Transfusion Organization (IBTO).

18.14. DONORS AND AMOUNT OF DONATED BLOODS BY GENDER AND DONATION STATUS, THE YEAR 1396
(Person-blood unit)

Ostan	Number of donors	Total amount of blood donation	Total blood donation by gender		Total blood donation by donation status		
			Male	Female	Frequent	Infrequent	First time
Total country.....	2748851	2093197	1998942	94255	1213368	607207	272622
East Azarbayejan.....	118035	93857	91401	2456	49932	27888	16037
West Azarbayejan	91491	78282	75679	2603	41469	21855	14958
Ardebil.....	47191	37706	35438	2268	21577	10381	5748
Esfahan.....	169129	131603	126930	4673	74735	38317	18551
Alborz.....	78653	57816	55286	2530	28617	15461	13738
Ilam.....	18228	13079	12425	654	8534	4541	4
Bushehr.....	50262	34834	33263	1571	25044	9730	60
Tehran.....	406245	316408	301805	14603	163699	105034	47675
Chaharmahal&Bakhtiari .	31261	22612	22067	545	14593	8019	0
South Khorasan.....	25506	20857	19461	1396	12891	5381	2585
Khorasan-e-Razavi.....	184793	141857	133591	8266	74622	38520	28715
North Khorasan.....	44180	16183	15270	913	11447	4736	0
Khuzestan.....	162696	121792	118794	2998	68230	33975	19587
Zanjan	31939	22048	20902	1146	15124	6507	417
Semnan.....	43578	32701	30591	2110	25816	6458	427
Sistan&Baluchestan	91273	71076	66220	4856	45711	17483	7882
Fars.....	222071	157817	151511	6306	87102	49253	21462
Qazvin.....	53644	38418	35849	2569	22284	10193	5941
Qom	52859	41314	39646	1668	24826	10980	5508
Kordestan.....	35689	24649	22765	1884	16334	8315	0
Kerman	91865	72010	67972	4038	43482	19543	8985
Kermanshah	64857	53606	50117	3489	26702	15861	11043
Kohgiluyeh&Boyerahmad	24472	18159	17604	555	11647	6022	490
Golestan.....	59851	48540	46144	2396	30045	11698	6797
Gilan	98559	83083	79577	3506	47307	22192	13584
Lorestan.....	52700	37955	34686	3269	25231	12671	53
Mazandaran.....	170242	130380	126836	3544	86508	40216	3656
Markazi	51156	42502	39235	3267	24295	10540	7667
Hormozgan	68142	56479	54389	2090	33419	12967	10093
Hamedan.....	52519	34873	33800	1073	23098	11701	74
Yazd	55765	40701	39688	1013	29047	10769	885

Source: Iran Blood Transfusion Organization.

18.15. NUMBER OF THE EMPLOYED ⁽¹⁾ IN THE GOVERNMENTAL VETERINARY SECTOR BY OCCUPATIONAL FIELD, THE YEAR 1396

Discription	Grand total	Veterinarian	Occupational fields ⁽²⁾ by expertise		Veterinarian with associate's degree	Veterinary technician	Other occupational fields
			Technical expert	Non-technical expert			
Total country.....	6792	1870	1596	802	1548	61	915
Central Organization.....	344	117	44	87	3	1	92
East Azarbayejan.....	335	101	78	35	75	0	46
West Azarbayejan	282	105	76	26	43	2	30
Ardebil.....	200	55	53	23	39	3	27
Esfahan.....	337	84	64	40	98	4	47
Alborz.....	98	36	15	10	18	0	19
Ilam.....	173	32	53	22	47	0	19
Bushehr.....	173	36	49	16	40	0	32
Tehran.....	265	114	64	26	36	0	25
Chaharmahal&Bakhtiari	171	50	41	18	35	4	23
South Khorasan.....	167	42	37	13	59	0	16
Khorasan-e-Razavi.....	430	128	124	26	97	9	46
North Khorasan.....	156	35	32	25	42	0	22
Khuzestan.....	322	67	54	38	91	4	68
Zanjan	126	27	18	25	31	3	22
Semnan.....	135	40	29	29	22	9	6
Sistan&Baluchestan	167	30	43	15	60	2	17
Fars.....	320	113	46	32	72	0	57
Qazvin.....	163	46	51	18	31	2	15
Qom	92	29	25	11	14	2	11
Kordestan.....	161	40	43	21	35	0	22
Kerman	381	91	70	23	162	2	33
Kermanshah	193	46	21	32	48	0	46
Kohgiluyeh&Boyerahmad	129	28	26	21	24	1	29
Golestan.....	191	51	56	24	48	0	12
Gilan	195	54	54	19	45	1	22
Lorestan.....	190	31	82	12	41	4	20
Mazandaran	338	107	95	37	75	3	21
Markazi	158	36	45	28	23	2	24
Hormozgan	139	28	43	16	35	1	16
Hamedan.....	155	39	38	22	40	2	14
Yazd	106	32	27	12	19	0	16

1. Excluding people working for Higher Education Centres

2. Including experts and senior experts

Sources: Iran Veterinary Organization,
: Ministry of Agriculture Jihad

18.16. NUMBER OF THE EMPLOYED⁽¹⁾ IN THE NON-GOVERNMENTAL VETERINARY SECTOR BY OCCUPATIONAL FIELD, THE YEAR 1396

Ostan	Grand total	Veterinarian	Occupational fields ⁽²⁾ by expertise		Veterinarian with associate's degree	Veterinary technician	Other occupational fields
			Technical Expert	Non-technical expert			
Total country.....	000	000	000	000	000	000	000
East Azarbayejan.....	000	000	000	000	000	000	000
West Azarbayejan	000	000	000	000	000	000	000
Ardebil.....	000	000	000	000	000	000	000
Esfahan.....	000	000	000	000	000	000	000
Alborz.....	000	000	000	000	000	000	000
Ilam.....	000	000	000	000	000	000	000
Bushehr.....	000	000	000	000	000	000	000
Tehran.....	000	000	000	000	000	000	000
Chaharmahal&Bakhtiari ..	000	000	000	000	000	000	000
South Khorasan.....	000	000	000	000	000	000	000
Khorasan-e-Razavi.....	000	000	000	000	000	000	000
North Khorasan.....	000	000	000	000	000	000	000
Khuzestan.....	000	000	000	000	000	000	000
Zanjan	000	000	000	000	000	000	000
Semnan.....	000	000	000	000	000	000	000
Sistan&Baluchestan	000	000	000	000	000	000	000
Fars.....	000	000	000	000	000	000	000
Qazvin.....	000	000	000	000	000	000	000
Qom	000	000	000	000	000	000	000
Kordestan.....	000	000	000	000	000	000	000
Kerman	000	000	000	000	000	000	000
Kermanshah	000	000	000	000	000	000	000
Kohgiluyeh&Boyerahmad	000	000	000	000	000	000	000
Golestan	000	000	000	000	000	000	000
Gilan	000	000	000	000	000	000	000
Lorestan.....	000	000	000	000	000	000	000
Mazandaran	000	000	000	000	000	000	000
Markazi	000	000	000	000	000	000	000
Hormozgan	000	000	000	000	000	000	000
Hamedan.....	000	000	000	000	000	000	000
Yazd	000	000	000	000	000	000	000

1. Excluding employed people in Higher Education Centres

2. Including experts and senior experts

Sources: Iran Veterinary Organization – Ministry of Agriculture-Jahad

**18.17. OPERATING MEDICAL CENTRES IN THE PRIVATE VETERINARY SECTOR,
THE YEAR 1395⁽¹⁾**

Ostan	Veterinary pharmacy	Livestock vaccination centres	Veterinary clinic	Veterinary hospital	Veterinary lab
Total country.....	1799	1106	921	68	279
East Azarbayejan.....	144	44	25	0	14
West Azarbayejan.....	169	134	20	9	20
Ardebil.....	59	54	0	0	2
Esfahan.....	133	80	116	6	27
Alborz.....	23	11	36	5	13
Ilam.....	29	11	15	0	3
Bushehr.....	10	4	5	0	2
Tehran.....	67	32	193	17	39
Chaharmahal&Bakhtiari ...	49	25	3	0	5
South Khorasan.....	21	11	17	1	3
Khorasan-e-Razavi.....	107	79	102	2	15
North Khorasan.....	18	21	3	1	0
Khuzestan.....	62	51	49	0	12
Zanjan.....	27	19	3	0	4
Semnan.....	24	21	7	1	10
Sistan&Baluchestan.....	16	20	10	0	1
Fars.....	132	88	18	2	12
Qazvin.....	32	14	1	2	2
Qom.....	14	10	2	1	2
Kordestan.....	26	30	34	1	12
Kerman.....	64	73	18	0	3
Kermanshah.....	56	31	20	2	7
Kohgiluyeh&Boyerahmad ..	16	10	17	0	0
Golestan.....	98	39	16	6	14
Gilan.....	71	33	15	1	4
Lorestan.....	52	26	11	0	3
Mazandaran.....	142	70	120	7	22
Markazi.....	39	31	18	0	7
Hormozgan.....	11	4	14	1	5
Hamedan.....	44	18	12	0	9
Yazd.....	44	12	1	3	7

1. Due to inaccessibility of the information, for the year 1396, the statistics for the year 1395 has been included.

Sources: Iran Veterinary Organization,
: Ministry of Agriculture-Jahad,

18.18. NUMBER AND CAPACITY OF LIVESTOCK AND POULTRY SLAUGHTERHOUSES BY TYPE, THE YEAR 1396

Ostan	Livestock slaughterhouse ⁽¹⁾						Poultry slaughterhouse	
	Industrial			Non-industrial (traditional)			Number	Capacity of slaughter (fowl per hour)
	Number	Capacity (head)		Number	Large livestock	Small livestock		
Heavy livestock		Light livestock						
Total country.....	75	7865	60738	291	2971	24531	273	840600
East Azarbayejan.....	3	200	2000	10	130	600	11	38000
West Azarbayejan	4	300	2750	10	48	167	13	54000
Ardebil.....	3	325	4500	8	21	197	6	22000
Esfahan.....	9	420	5745	23	172	1660	18	50000
Alborz	1	150	1000	1	10	20	6	12000
Ilam.....	1	100	1000	9	75	300	2	8000
Bushehr	0	0	0	5	42	265	3	12000
Tehran.....	9	900	9000	5	57	638	21	50000
Chaharmahal&Bakhtiyari ..	1	200	2000	8	56	1430	3	8000
South Khorasan.....	0	0	0	10	80	665	5	12000
Khorasan-e-Razavi.....	3	350	5000	35	467	5038	16	54000
North Khorasan.....	1	50	500	7	26	225	3	6000
Khuzestan.....	1	75	918	26	156	1243	10	53000
Zanjan	2	250	1250	0	0	0	5	11000
Semnan.....	0	0	0	5	67	1030	6	20000
Sistan&Baluchestan	10	1780	5300	4	40	60	4	8500
Fars.....	4	300	3000	29	97	1210	20	46300
Qazvin.....	2	400	2000	1	15	60	5	12000
Qom	0	0	0	2	100	1000	3	6000
Kordestan.....	1	100	1000	5	219	475	7	23000
Kerman	1	50	200	21	304	2525	13	32000
Kermanshah	1	100	1000	12	160	1240	9	21000
Kohgiluyeh&Boyerahmad	1	100	1600	5	25	300	3	8000
Golestan	1	100	1000	4	10	110	15	52800
Gilan	3	550	1850	0	0	0	8	38000
Lorestan.....	2	225	1250	7	160	1250	12	32000
Mazandaran	3	275	2100	8	118	735	19	68000
Markazi	0	0	0	15	206	1444	8	24000
Hormozgan	1	100	500	8	82	385	7	25000
Hamedan	5	265	2275	1	5	25	6	18000
Yazd	2	200	2000	7	23	234	6	16000

1.The slaughter of both small and large livestock are done together in each of slaughterhouses.

Source: Iran Veterinary Organization

: Ministry of Agriculture-Jahad.

18.19. NUMBER OF CENTRES FOR SUPPLYING LIVESTOCK AND RAW LIVESTOCK PRODUCTS, THE YEAR 1396

Ostan	Livestock supplying centres		Supplying centres for raw livestock products			
	Livestock	Other	Livestock	Poultry	Aquatics	Other
Total country.....	143	3053	29040	31188	4067	69533
East Azarbayejan.....	26	158	2690	1441	218	2824
West Azarbayejan	3	73	912	1109	36	2217
Ardebil.....	6	0	553	500	51	2020
Esfahan.....	5	350	2639	2496	257	2014
Alborz.....	0	142	765	923	38	1016
Ilam.....	0	0	333	1157	103	4754
Bushehr	0	38	185	335	243	1208
Tehran.....	0	256	908	925	283	2025
Chaharmahal&Bakhtiari	0	74	867	901	5	5276
South Khorasan.....	3	50	270	506	93	1940
Khorasan-e-Razavi.....	20	574	2942	2738	220	11739
North Khorasan.....	0	25	433	420	5	329
Khuzestan.....	5	60	1058	802	450	357
Zanjan	4	79	549	975	27	2471
Semnan.....	3	34	269	221	6	259
Sistan&Baluchestan.....	1	117	277	2050	161	3675
Fars.....	6	156	1791	1441	248	2658
Qazvin.....	3	49	533	494	2	338
Qom	1	67	648	509	30	838
Kordestan.....	6	37	580	1274	121	1688
Kerman	2	104	1320	1774	18	2031
Kermanshah	0	150	702	709	53	575
Kohgiluyeh&Boyerahmad	0	7	289	329	32	1627
Golestan	1	4	563	591	67	427
Gilan	4	0	1060	1183	215	50
Lorestan.....	5	33	1100	1420	112	1754
Mazandaran	4	86	1969	1872	493	2327
Markazi	4	89	616	446	25	876
Hormozgan	1	25	143	442	158	4295
Hamedan	21	116	704	545	21	697
Yazd	9	100	1372	660	276	5228

Sources: Iran Veterinary Organization,
: Ministry of Agriculture-Jahad

18.20. NUMBER OF LIVESTOCK QUARANTINE STATIONS, THE YEAR 1396

Ostan	Total	Border	Inland
Total country.....	199	51	148
East Azarbayejan.....	13	2	11
West Azarbayejan	11	5	6
Ardebil.....	3	1	2
Esfahan.....	4	1	3
Alborz	3	1	2
Ilam.....	3	1	2
Bushehr	3	1	2
Tehran.....	10	3	7
Chaharmahal&Bakhtiari	6	0	6
South Khorasan.....	5	2	3
Khorasan-e-Razavi.....	14	5	9
North Khorasan.....	1	0	1
Khuzestan.....	10	6	4
Zanjan	5	0	5
Semnan.....	3	0	3
Sistan&Baluchestan	12	5	7
Fars.....	8	0	8
Qazvin.....	2	0	2
Qom	3	0	3
Kordestan.....	13	9	4
Kerman	8	0	8
Kermanshah	4	2	2
Kohgiluyeh&Boyerahmad	4	0	4
Golestan.....	4	1	3
Gilan	6	2	4
Lorestan.....	4	0	4
Mazandaran	6	3	3
Markazi	15	0	15
Hormozgan	8	1	7
Hamedan.....	5	0	5
Yazd	3	0	3

Sources: Iran Veterinary Organizatio
: Ministy of Agriculture-Jahad.