

Introduction

This chapter presents statistics in three sections: "Domestic trade", "Foreign trade" and "Hotels".

1. Domestic trade. The first survey of trade establishments was conducted in the cities of Tehran and Esfahan by the General Department of Public Statistics of the Ministry of the Interior in the years 1332 and 1336 respectively. Following the United Nations recommendations, General Department of Trade Statistics of the Ministry of Finance of the time conducted a survey in the year 1344, the results of which were disseminated. In the year 1345, General Department of Statistics of the Ministry of Economy of the time implemented pilot census of wholesale establishments in Tehran, the results of which were disseminated in the year 1346. Also, the mentioned Department collected and disseminated data relating to trade establishments in 250 cities of the country through sample surveys from the year 1346 to the year 1351. In connection with compilation of national accounts, the Central Bank of the Islamic Republic of Iran has collected trade statistics since years ago. The Statistical Centre of Iran executed two pilot sample surveys during the years 1355 and 1356, one in the city of Rasht and the other in Tehran, Zahedan, Kermanshah and Khorramshahr. In the 1355 and 1365 National Population and Housing Censuses and the 1370 Population Survey, statistics on nationwide trade establishments were collected.

In the late 1366 and the early 1367, survey of establishments engaged in the sale and purchase of commodities in urban areas was executed on a large scale by the SCI. Then, in the year 1369, statistical information on these establishments was collected in both urban and rural areas. In the year 1373, sample survey of trade establishments

(place of selling and purchasing goods) was carried out.

In addition, this chapter presents statistics for types of transactions registered in notary publics and land registration offices representing some of trade activities provided by the State Organization for Registration of Deeds and Properties.

Statistical data on urban and rural cooperatives included in the statistical yearbook have been obtained from related organizations since the years 1339 and 1342 respectively. Statistics on rural cooperatives and unions presented here are from the Central Organization of Rural Cooperatives, and statistics on other cooperatives are from the Ministry of Cooperatives

2. Foreign trade. Statistics on foreign trade of Iran have continuously been produced and disseminated since the year 1279. They are annually provided by Iran Customs Administration according to data in reports of incoming and out-going commodities released from the customs houses of the country.

3. Hotels

Statistics on the quality of accommodations of the country, the number of rooms and bedshave been included in this Chapter which used to be collected from Iran Tourism and Touring Organization of the Ministry of Culture and Islamic Guidance till the late year 1382, but since late 1382, Iran Tourism and Touring Organization merged with Cultural Heritage Organization of the country and formed Iran Cultural Heritage, Handcrafts and Tourism Organization" (ICHTO) from which the mentioned statistics are obtained. Presenting this kind of statistics has a long history and since the year 1342, i.e., " the establishment of Tourists Attraction Organization, the related data have

been collected and included in the Iranian Statistical Yearbook since the year 1345.

Definitions and concepts

Cooperatives: see "Definitions and Concepts", Chapter 5.

Types of cooperatives operating in different sectors:

1. Services cooperatives: companies which are registered and established to provide services in one of service fields based on ISIC.

2. Producers' supply cooperatives: cooperatives composed of producing units, which are registered and established to meet their members' different needs.

3. Consumers' supply cooperatives: these cooperatives are engaged in procuring and supplying members with different kinds of commodities and appliances required, from inside the country or from abroad, in line with public benefits and reduction of prices and costs. They include employees' consumer co-ops, workers' consumer co-ops, local consumer co-ops, public consumer co-ops, borderers' co-ops, and distributive trade guilds' co-ops.

Cooperatives in operation: refers to a cooperative which is operational and has annual financial performance and produces outputs of goods or renders some services.

Cooperative unions: refers to combination of at least 7 cooperatives whose field of activities is similar and it is established and registered according to the regulations and the law of cooperative sector.

Legal reserves of rural cooperative unions: twenty percent of the annual revenues of rural cooperative companies and unions are considered as indivisible legal reserves.

Balance of trade: see Chapter 23, "Definitions and concepts".

Imports: refers to purchasing, barter exchange deals or grants of goods and services from a country to another one after customs clearance and observance of other regulations.

The following cases are not included with imports statistics:

- a. The goods which are subject to political legal exemptions included in Article 37 of the customs law approved on 30 Khordad 1350.
- b. Foreign transit goods, exported goods returned from foreign countries, transferred, cabotage and temporary imports.
- c. Used personal goods which are not subject to the customs duties and commercial benefits.
- d. Fuel and oils for vehicles and aircraft.
- e. Used household goods of Iranians living abroad or foreign nationals which are released from the customs houses by special permits under Clause 6 of Article 37.
- f. Gifts to organizations and centres that are subject to exemptions from customs duties.
- g. Goods carried with passengers subject to Article 31.

Exports: refers to sales, barter, or gifts or grants, of goods and services from a country to another one after customs clearance and observance of other regulations.

The following cases are not included in exports statistics:

- a. Temporary exports.
- b. Cabotage¹.
- c. Vehicle and aircraft fuel and oils.
- d. Goods carried with passengers subject to Article 32.

Also, the following items, exported by National Iranian Oil Company and National Iranian Gas Company are not included in non-oil exports and follow certain regulation for export:

- a. Crude oil
- b. Natural gas
- c. Fuel oil
- d. Burning oil
- e. Gas oil
- f. Gas distillations

Until the year 1374, commodities were classified according to Brussels Tariff Nomenclature approved on 30 Khordad 1350 in which sub-

¹Is the transport of goods between two points in the same country by sea or border rivers probably via another country.

divisions were made under general regulations of exports and imports of Iran.

As of 1375, the previous classification was replaced by the new international classification called H.S. (Harmonized Commodity Description and Coding System) which consists of 21 sections as follows:

Section I. Live animals; animal products.

Section II. Vegetable products.

Section III. Animal or vegetable fats and oils and their cleavage products; prepared edible fats; animal or vegetable waxes.

Section IV. Prepared foodstuffs; beverages, spirits and vinegar; tobacco and manufactured tobacco substitutes.

Section V. Mineral products.

Section VI. Products of the chemical or allied industries.

Section VII. Plastics and articles thereof; rubber and articles thereof.

Section VIII. Raw hides and skins, leather, furskins and articles thereof; saddlery and harness; travel goods, handbags and similar containers; articles of animal gut.

Section IX. Wood and articles of wood; wood charcoal; cork and articles of cork; manufactures of straw, of esparto or of other plaiting materials; basketware and wickerwork.

Section X. Pulp of wood or of other fibrous cellulosic materials; waste and scrap of paper or paperboard; paper and paperboard and articles there of.

Section XI. Textiles and textile articles.

Section XII. Footwear, headgear, umbrellas, sun umbrellas, walking-sticks, seat-sticks, whips, riding-crops and parts there of; prepared feathers and articles made there with; artificial flowers; articles of human hair.

Section XIII. Articles of stone, plaster, cement, asbestos, mica or similar materials; ceramic products; glass and glassware.

Section XIV. Natural or cultured pearls, precious or semi-precious stones, precious metals, metals

clad with precious metals and articles thereof; imitation jewellery; coin

Section XV. Base metals and articles of base metals

Section XVI. Machinery and mechanical appliances; electrical equipment; parts there of; sound recorders and reproducers; television image and sound recorders and reproducers, and parts and accessories of such articles

Section XVII. Vehicles, aircraft, vessels and associated transport equipment

Section XVIII. Optical, photographic, cinematographic, measuring, checking, precision, medical or surgical instruments and apparatus; clocks and watches; musical instruments, parts and accessories there of.

Section XIX. Arms and ammunition; parts and accessories there of

Section XX. Miscellaneous manufactured articles

Section XXI. Works of art, collectors' pieces and antiques

Value of goods: value of imports and exports are determined according to C.I.F² and F.O.B³ respectively

Dissolution: refers to terminating the contract by two parties whether by separate written requests from two parties denoting "I cancel the contract" or termination by a written request from one party; according to the Article no. 283 of Civil Law, the two parties can terminate the contract after contract with mutual consent.

Cancellation: refers to terminating the contract by one party without consent of the other party or even without notice to the other party.

Accommodation: a place or a part of a place or a number of certain places in which a group of production factors are working under control and supervision of a single management and accounting unit for the provision of short-stay accommodation for visitors and other travelers as well as providing services and facilities. Accommodations which all people use are called

2.C.I.F. (Cost, Insurance and Freight).

3.F.O.B. (Free On Board)

"public accommodations" and those which are confined to the members of a certain organization are called "private accommodations". Even though the second accommodation of the households, such as apartments and private villas used by the household and family members and their friends are considered as tourism capacities, they are not taken into account as accommodations.

Class of accommodation: under certain regulations accommodations are divided into 6 classes: luxury or 5-star, 4-star, 3-star, 2-star, 1-star, super luxury and also a group is classified without star (first class, second class and third class) by construction, equipment and installation status and quality of services offered.

Accommodation capacity: the grand total of rooms and beds used by travellers in every accommodation facility for a certain period of time.

Hotel: refers to an accommodation place made for passengers' use. In a hotel, accommodation facilities are provided in the form of single rooms, double rooms and regular and VIP suites. These accommodation places are classified into five categories: one-star, 2-star, 3-star, 4-star and 5-star in view of construction, architecture and installation specifications. The 3, 4 and 5-star hotels provide special services and restaurants. Minimal services given at the hotels (inns) are daily tidying up of beds and cleaning of water closets. Furthermore, in 4 and 5-star hotels, welfare, entertainment, sport facilities and other services such as barber's, shoe repair, bank, various stores, play grounds, swimming pool, sauna, meeting halls and so on are provided.

Guest house: refers to a public accommodation established for passengers where there is no limitation for the number of beds in rooms and water closets, bathrooms and sitting-rooms are often common. These accommodation places are classified into 4 categories: superior, first, second and third grade in view of construction, architecture and installation specifications..

Apartment hotel: refers to a public accommodation where there is a series of

apartments for accommodation of passengers. Each apartment consists of one or two bedrooms, a small hall, water closet and bathroom and a small kitchen. Also, in an apartment hotel, there are facilities like beds, furniture, T.V. set, refrigerator, etc.

Tourism camps: they refer to camps consisting of public facilities in a covered area for putting up tents, caravans, trailers and so on. All above facilities are managed by a single management and some of tourists' requirements (stores, information dissemination and entertainment activities) are provided by the management.

Tourism inn: is a type of hotel that exists under supervision of a single chained organization in different areas of the country. Usually, designing the area of these units are typically similar and compatible with international standards of hotel building.

Tourism complex: is an accommodation unit established beside at least one of main tourism attractions and provides accommodation facilities for passengers in hotels, villas and cabins. In this type of accommodation unit, services and facilities appropriate with the type of the tourism attraction are presented for the public.

Motel: is an accommodation unit that provides the overnight accommodation and needed services for the passengers and their motor vehicle. Also passengers are allowed to park their vehicles beside their accommodation unit. These types of accommodation facilities are presented in the form of villas and scattered rooms in suitable locations and distances in a vast area. Motels are usually built beside roads and main routes in forest, mountainous and coastal areas; there are required services and facilities such as: gas stations, car services, super markets and restaurants near the motels. In each accommodation unit, there are facilities such as cooking appliances, bathroom and toilet. Otherwise, these facilities are used in common.

Selected information

In the year 1396, the volume of trade transactions amounted to 3469 thousand bln rials which increased by 26 percent in comparison with the preceding year. Out of the stated volume, 53.3 and 46.7 percent were related to imports and non-oil exports, respectively.

In the year 1396, about 38.9 mln tons of different goods amounting to 1849.5 thousand bln rials were imported into country via customs terminals whose value increased by 35.1 percent in comparison with the preceding year. It should be noted that the maximum volume of imports by value at rials relates to the countries of China (24.4 percent out of total value), UAE (18.2 percent out of total value) and Republic of Korea (6.8 percent of total value). Moreover, in this year, over 132.9 mln tons of various kinds of non-oil goods at the value of 1620.0 thousand bln rials

were exported abroad via customs terminals whose value increased by 17.0 percent in comparison with the preceding year. The highest volume of exports by value at rials relates to the countries of China, (19.1 percent out of total value), UAE (14.4 percent out of total value) and Iraq (13.9 percent out of total value).

In the year 1396, the number of accommodation facilities of the country was 3320 units (including 92402 rooms and 245718 beds).

11.1. FOREIGN TRADE BALANCE**(mln USD)**

Description	Year							
	1380	1385	1390	1392	1393	1394	1395	1396*
Trade balance	5775	26035	67779	29326	21392	12178	20843	22596
Exports	23904	76055	145806	92910	86471	64597	83978	98142
Oil & gas ⁽¹⁾	19339	62011	119148	64540	55352	33569	55752	65818
Non-oil	4565	14044	26658	28369	31119	31028	28226	32324
Imports	18129	50020	78028	63584	65079	52419	63135	75546

1. Including value of crude oil, oil products, natural gas, gas liquids and condensate (tariffs 2709, 2710 and 2711) exported by National Oil Companies, Iranian National Gas Company, National Iranian Oil Refining and Distribution Company, petrochemical companies and others (customs/ non-customs).

Source: Central Bank of the Islamic Republic of Iran.

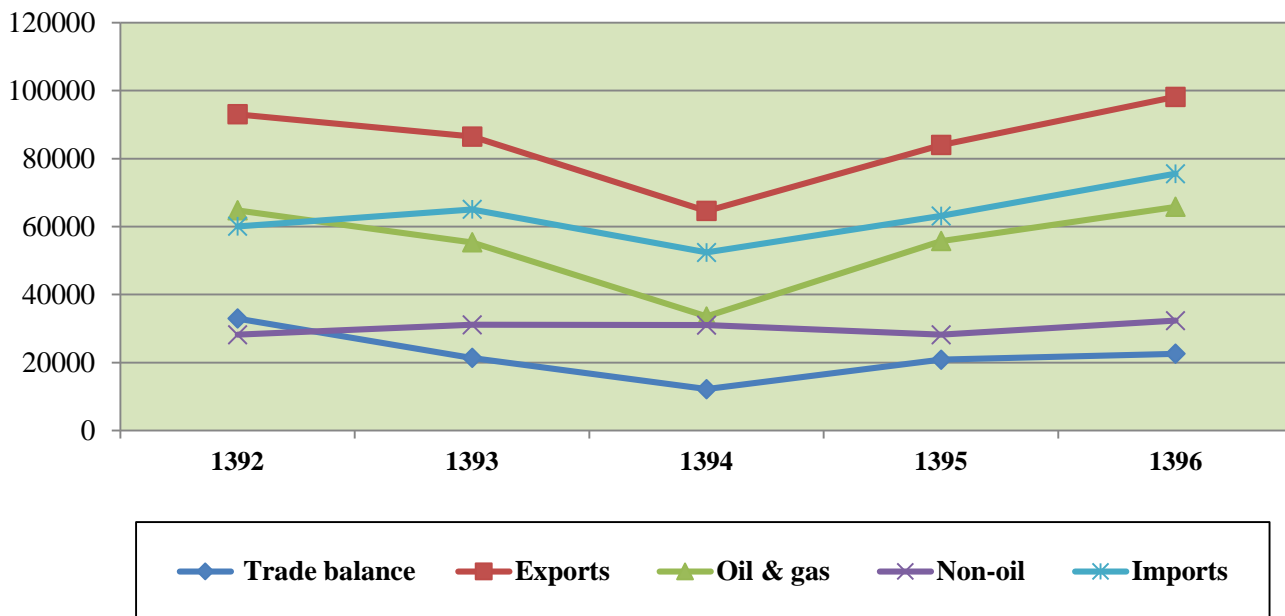
11.2. VALUE OF FOREIGN TRADE**(bln rials)**

Year	Trade value	Imports	Non-oil exports
1380	38348	30935	286
1385	503065	383560	3412
1390	1044156	672746	371410
1392	2002745	1224008	778737
1393	2382642	1413167	969475
1394	2387580	1222740	1164840
1395	2753082	1368597	1384485
1396	3469495	1849482	1620013

Source: Iran Customs Administration.

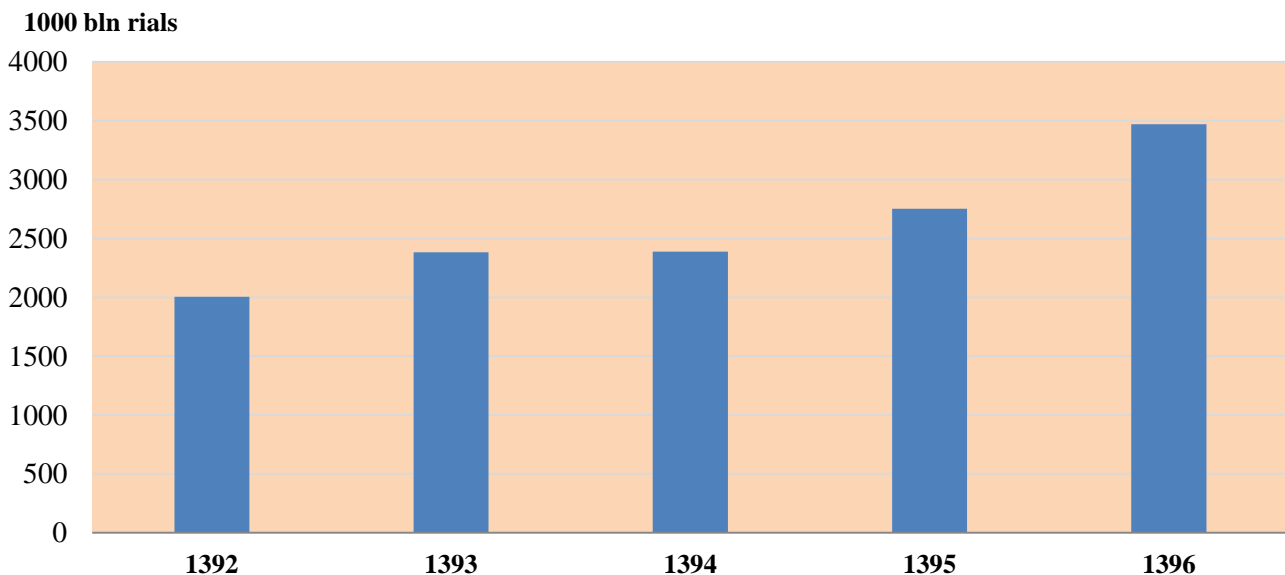
Million dollar

11.1. FOREIGN TRADE BALANCE



For data see Table 11.1.

11.2. VALUE OF FOREIGN TRADE EXCHANGE



For data see Table 11.2.

11.3. WEIGHT OF IMPORTS BY SECTIONS⁽¹⁾ OF CUSTOMS ARIFFS (ton)

Description	Year			
	1380	1385	1390	1392
Total	27463961	43492007	38307415	33568283
Section I. Live animals.....	48093	132376	341130	237418
Section II. Vegetable products	10733055	7670889	792059	11731798
Section III. Animal or vegetable fats and oils	1011343	1257161	1264113	1654463
Section IV. Prepared foodstuffs, beverages .	1806537	3750957	3426352	4680413
Section V. Mineral products.....	3899854	11224480	5446669	2854681
Section VI. Products of the chemical or allied industries	1882948	4355181	1682599	1871605
Section VII. Plastics and articles thereof.....	644083	1028608	1505495	973000
Section VIII. Raw hides and skins, leather ..	171	9530	15042	6310
Section IX. Wood and articles of wood	166511	774771	1450578	1276659
Section X. Pulp of wood or of other fibrous cellulosic material	562828	1026763	1168301	1416211
Section XI. Textiles and textile article	285999	493112	51265	524056
Section XII. Footwear, eadgear.....	497	6700	11079	2125
Section XIII. Articles of stone, plaster.....	105268	390401	747175	288783
Section XIV. Natural or cultured pearls.....	8	4106	1991	491
Section XV. Base metals and articles.....	5479645	9443296	10044687	4372883
Section XVI. Machinery and mechanical appliances.....	583951	1234405	1825469	1198051
Section XVII. Vehicles, aircraft.....	235110	336698	503614	318127
Section XVIII. Optical, photographic, cinematographic	10163	28519	38517	21167
Section XIX. Arms and ammunition; parts..	000	000	000	000
Section XX. Miscellaneous manufactured articles	6799	90192	143501	56821
Section XXI. Works of art, collectors pieces and antiques.....	0	231323	257040	81166
Not specified and not stated	1125	2539	839	2054

11.3. WEIGHT OF IMPORTS BY SECTIONS⁽¹⁾ OF CUSTOMS TARIFFS (continued) (ton)

Description	Year			
	1393	1394	1395 ⁽²⁾	1396
Total	43015789	35152105	33399490	38855736
Section I. Live animals	206696	220613	255619	296146
Section II. Vegetable products.....	18224177	15402033	13672642	15228307
Section III. Animal or vegetable fats and oils	1463114	1146194	1031806	1382611
Section IV. Prepared foodstuffs, beverages..	3462056	2391997	2654012	2568758
Section V. Mineral products	5455292	2809983	2563140	5603396
Section VI. Products of the chemical or allied industries.....	1895343	1498716	1587127	2486180
Section VII. Plastics and articles thereof.....	1028191	1015012	1105204	1154978
Section VIII. Raw hides and skins, leather...	2735	2174	3197	4633
Section IX. Wood and articles of wood.....	1396900	1557876	1772382	1529236
Section X. Pulp of wood or of other fibrous cellulosic material.....	1150486	1175788	1192735	1209921
Section XI. Textiles and textile article.....	499700	447142	587670	597532
Section XII. Footwear, eadgear	4711	3245	5641	7923
Section XIII. Articles of stone, plaster	442189	361153	410173	395916
Section XIV. Natural or cultured pearls	6475	496	517	421
Section XV. Base metals and articles	5439240	5241425	4407634	3848365
Section XVI. Machinery and mechanical appliances	1562753	1299031	1310571	1502617
Section XVII. Vehicles, aircraft	466217	305372	372835	388915
Section XVIII. Optical, photographic, cinematographic.....	25922	26486	26378	34821
Section XIX. Arms and ammunition; parts ..	4232	000	000	000
Section XX. Miscellaneous manufactured articles.....	84840	82939	115292	135817
Section XXI. Works of art, collectors pieces and antiques	194519	160543	244821	469977
Not specified and not stated.....	0	0	0	0

1. See the introduction of this chapter for more information on the complete title of sections.

2. Revised figures

Source: Iran Customs Administration.

11.4. VALUE OF IMPORTS BY SECTIONS⁽¹⁾ OF CUSTOMS TARIFFS (mln rials)

Description	Year			
	1380	1385	1390	1392
Total	30934977	383560445	672746031	1224008497
Section I. Live animals	184596	2846578	14722857	25714843
Section II. Vegetable products...	2965626	17799317	47974603	174414202
Section III. Animal or vegetable fats and oils	692909	6393522	17902070	46353872
Section IV. Prepared foodstuffs, beverages	807833	17205982	26065526	81749444
Section V. Mineral products	1219824	51013813	44380550	43533218
Section VI. Products of the chemical or allied industries	3290628	32963131	54680101	138691518
Section VII. Plastics and articles thereof	1446012	17936096	40078352	69854294
Section VIII. Raw hides and skins, leather	1672	91318	325844	143591
Section IX. Wood and articles of wood	99791	2188090	7541286	16071254
Section X. Pulp of wood or of other fibrous cellulosic material	757403	8355255	15267582	41661862
Section XI. Textiles and textile articles	868861	8932079	15174159	36572167
Section XII. Footwear, headgear	1912	113363	418890	145147
Section XIII. Articles of stone, plaster	255963	3004395	6688696	9324423
Section XIV. Natural or cultured pearls	6300	1397396	14084636	4506341
Section XV. Base metals and articles	4143343	63850223	107326531	113318305
Section XVI. Machinery and mechanical appliances	10106004	101965729	167536886	301246469
Section XVII. Vehicles, aircraft	3029529	18245821	40451889	68994053
Section XVIII. Optical, photographic, cinematographic .	905994	7958889	17076415	30126098
Section XIX. Arms and ammunition; parts	000	000	000	000
Section XX. Miscellaneous manufactured articles	64199	1625806	4491834	4488001
Section XXI. Works of art, collectors pieces and antiques....	0	18206558	30377855	16212209
Not specified and not stated	79158	1467084	179469	887186

11.4. VALUE OF IMPORTS BY SECTIONS⁽¹⁾ OF CUSTOMS TARIFFS (continued) (mln rials)

Description	Year			
	1393	1394	1395	1396
Total	1413167197	1222740219	1368597015	1849482396
Section I. Live animals	22824507	25394098	27999887	40616004
Section II. Vegetable products.....	203034775	183760762	167515587	214309220
Section III. Animal or vegetable fats and oils	38852330	29542462	28061084	41114957
Section IV. Prepared foodstuffs, beverages	61971717	47570452	55965915	62447568
Section V. Mineral products.....	58827508	23417990	34026085	97572724
Section VI. Products of the chemical or allied industries	142786107	131882945	147016582	200950897
Section VII. Plastics and articles thereof.....	75473896	66211816	70981971	89990955
Section VIII. Raw hides and skins, leather	187091	207366	20992844	783050
Section IX. Wood and articles of wood	19385209	21473657	21228371	22792256
Section X. Pulp of wood or of other fibrous cellulosic material	34192079	33687938	34663508	43534179
Section XI. Textiles and textile articles	35167570	30890681	47237693	53733337
Section XII. Footwear, headgear	348751	318978	1051868	1775104
Section XIII. Articles of stone, plaster	11759003	10054315	8199962	19391069
Section XIV. Natural or cultured pearls	789236	14335750	6642587	360958
Section XV. Base metals and articles	140044650	118635597	106174999	138692103
Section XVI. Machinery and mechanical appliances	371766723	319469131	241578488	473167595
Section XVII. Vehicles, aircraft	115164913	78967254	108134079	123710418
Section XVIII. Optical, photographic, cinematographic	32130465	36286249	42523308	62214533
Section XIX. Arms and ammunition; parts	970025	000	2724521	000
Section XX. Miscellaneous manufactured articles	6822856	7804996	4510492	18059819
Section XXI. Works of art, collectors pieces and antiques	40667786	38999318	8746085	140481209
Not specified and not stated.....	0	0	0	0

1. See the introduction of this chapter for more information on the complete title of sections.

Source: Iran Customs Administration.

11.5. VALUE OF IMPORTS BY COUNTRIES OF ORIGIN

(mln rials)

Country and region	Year							
	1380	1385	1390	1392	1393	1394	1395 ⁽¹⁾	1396
Total	30932841	383560445	672746030	1224008497	1413167197	1222740219	1368594872	1849482396
Asia	11911950	202187135	485202867	925910684	1088398590	895051563	921478502	1273770222
Azerbaijan	36586	2592380	421109	800573	594091	994931	1453929	943771
Armenia.....	73419	252284	354880	718060	522306	394143	657906	881872
Afghanistan	1297	81714	108377	756112	393703	775918	676190	692328
United Arab Emirates.	2865883	85963678	214244363	270339245	322359899	226626479	199220367	336187544
Indonesia	161304	1579542	2038626	2372095	3161883	3239726	6288925	9025666
Iran (Free zones).....	11714	3451047	10090841	7395053	2190724	2312478	1672825	1725426
Bahrain	126813	1173746	175111	524965	8597772	1938998	103509	195642
Pakistan	107293	1556527	2764766	7946952	7113314	6667439	11402808	13217623
Thailand.....	188912	3308731	3241646	2598984	5605884	7369932	10068976	11891588
Taiwan.....	341634	3588258	4818152	15841618	18839411	13131682	14662154	18187952
Turkmenistan.....	27977	2634362	1495025	3240218	2935496	646059	1010552	453576
Turkey	510087	8180425	36187120	90580745	103833039	88116415	85802387	109666052
China	1556402	25314458	80696486	239763611	337113666	308760843	337279226	451644955
Japan.....	1381727	8428326	14047947	4955497	6368756	8827165	17251889	22918555
Singapore.....	278967	3693831	19016095	16399395	11187483	14184323	12986623	32083390
Iraq	39835	326563	1333821	1702562	1607013	1478583	2015597	3061149
Saudi Arabia.....	388803	5490025	1524251	1089213	1221394	2326440	130054	38033
Oman	4787	226846	5210405	10533121	3929317	2152368	3248001	7030099
Kazakhstan	473955	2577718	1510109	2098963	4694666	3153022	6720513	2331075
Qatar.....	16932	498872	99308	441746	504293	91691	368416	804997
Korea, Rep. of	1681167	17923247	51947020	95288503	117194040	108334629	108563017	126637393
Kuwait.....	19628	1546765	1011400	3120693	1655719	836064	1699925	898685
Malaysia	331922	3386312	6337870	8428891	8375980	8299251	14973329	16625770
India.....	984171	13241148	13858672	107063592	99743670	67444734	61033417	76165186
Other Asian countries.	300706	5170330	12669467	31910277	18655072	16948249	22187967	30461895

11.5. VALUE OF IMPORTS BY COUNTRIES OF ORIGIN (continued) (mln rials)

Country and region	Year							
	1380	1385	1390	1392	1393	1394	1395 ⁽¹⁾	1396
Africa	296259	2821475	1979059	895438	1810970	12252068	5171553	9753214
America	3134262	11188289	10756670	22085494	21340977	34120108	66518654	46797323
Brazil	1573202	7231893	6728028	10657116	8773052	18172970	37980137	23253119
Canada.....	671001	2265172	1220727	2176440	2401987	2679396	4865158	3217339
Other American countries	890038	1691225	2807915	9251938	10165939	13267743	23673358	20326865
Europe	14752194	164039811	173165988	272301349	296663729	278338629	369833751	514130102
Germany	3171029	46650431	37458779	60805527	64589356	53706347	79619742	105989416
Austria.....	418913	7349645	8815392	8719785	8230662	6018569	9229061	11494487
Spain.....	540077	3624065	5800066	6020520	4859788	5908502	10954627	15290286
Ukraine.....	194321	1291199	4507362	4116837	5931759	5340723	19788022	5505621
United Kingdom.....	1169075	13241561	1642093	23396233	16648645	10497200	12835249	37440435
Italy	1748140	15754902	18498723	21076423	28985736	26849512	38574890	48874840
Belgium.....	772657	6115344	7195065	5482548	7521512	8662877	12693910	23343723
Denmark.....	152265	977244	1467005	2864440	3939696	5521433	6684983	9040193
Sweden	662096	5250156	10623444	3868494	9182609	6141647	10512010	24329041
Switzerland	764188	21059385	27006408	57990988	64498655	70723309	36948240	73579158
Russian Federation	1603496	6507682	8541697	18902359	18050276	17358816	49048187	24753209
France	1946421	20144967	20001008	18071310	15111362	22572753	29935991	60695407
Netherlands	607213	8404440	9217464	23818109	27861104	21763690	24631528	49218825
Other European countries	1002303	7668791	12391482	17167777	21252569	17273249	28377312	24575460
Oceania	838176	3323735	1641446	2815532	4952929	2977850	5592412	5031535

1. Revised figures.

Source: Iran Customs Administration.

11.6. WEIGHT OF NON-OIL EXPORTS BY SECTIONS ⁽¹⁾ OF CUSTOMS TARIFFS (ton)

Description	Year							
	1380	1385	1390	1392	1393	1394	1395	1396
Total	16214099	27765571	66486911	80143994	81634489	93540758	129892222	132881762
Section I. Live animals	55451	147544	339493	471087	398323	704137	663878	576333
Section II. Vegetable products	1208301	2064112	2575008	2824272	4011442	3599914	4465503	4914443
Section III. Animal or vegetable fats and oils	67476	97913	63206	17515	36288	37206	52140	55057
Section IV. Prepared foodstuffs, beverages .	286716	847021	680680	768962	951909	797136	946936	1027455
Section V. Mineral products	9731639	14616912	43025054	56044249	52026695	63944128	93892215	91338270
Section VI. Products of the chemical or allied industries	2347682	4027346	12888135	9946620	12010090	12562731	14167882	14391703
Section VII. Plastics and articles thereof	229043	776706	2225177	2755429	3281888	3258883	3841370	4530382
Section VIII. Raw hides and skins, leather	24154	28095	25823	25841	28934	22466	83770	21812
Section IX. Wood and articles of wood	30308	101363	14459	26561	37322	30660	44778	74843
Section X. Pulp of wood or of other fibrous cellulosic material.....	10449	79276	37072	27157	40936	46626	61805	176313
Section XI. Textiles and textile articles.....	100599	131550	120067	165954	181906	153616	132936	217773
Section XII. Footwear, headgear	37110	21058	17548	20003	18416	15597	57069	19093
Section XIII. Articles of stone, plaster	403351	1271537	2042725	3745565	3930723	3489720	3763978	5017322
Section XIV. Natural or cultured pearls	3	9	59	7	2154	4	669677	527
Section XV. Base metals and articles	1614641	3344913	2159150	2983441	4373529	4647669	7066956	10298138
Section XVI. Machinery and mechanical appliances	28109	110686	170967	179017	167897	153050	105893	153315
Section XVII. Vehicles, aircraft	22855	82788	81750	111354	112066	50457	39725	37242
Section XVIII. Optical, photographic, cinematographic	540	2427	785	1171	1600	1353	5156	2948
Section XIX. Arms and ammunition; parts.....	000	000	000	000	520	51	56	000
Section XX. Miscellaneous manufactured articles .	12671	12544	9192	28002	15772	13172	847	23473
Section XXI. Works of art, collectors apices and antiques.....	48	437	10480	1166	6079	12179	17002	5259
Not specified and not stated	4207	1334	81	621	0	0	0	0

1. See the introduction of this chapter for more information on the complete title of sections.

Source: Iran Customs Administration.

11.7. VALUE OF NON-OIL EXPORTS BY SECTIONS⁽¹⁾ OF CUSTOMS TARIFFS (mln rials)

Description	Year			
	1380	1385	1390	1392
Total.....	7412797	119505142	371410085	778737171
Section I. Live animals.....	116755	2336963	8581544	23496115
Section II. Vegetable products ...	1338050	18092044	37558569	72120180
Section III. Animal or vegetable fats and oils	80754	734600	1276899	964554
Section IV. Prepared foodstuffs, beverages.....	254080	4997563	13311555	32707136
Section V. Mineral products.....	1344546	25019475	115346554	210674786
Section VI. Products of the chemical or allied industries.....	763586	12959039	72151076	146582768
Section VII. Plastics and articles thereof	282478	8320275	37740572	108834883
Section VIII. Raw hides and skins, leather	156956	1152979	2184262	4063822
Section IX. Wood and articles of wood.....	16798	401447	168478	628823
Section X. Pulp of wood or of other fibrous cellulosic material.....	18709	541926	602477	781860
Section XI. Textiles and textile articles	1532674	8419630	13123128	24936872
Section XII. Footwear, headgear	168782	780024	1628535	2941210
Section XIII. Articles of stone, plaster	192812	3457722	7668812	25450159
Section XIV. Natural or cultured pearls	2723	734829	7797501	3112968
Section XV. Base metals and articles	723606	22537449	35467180	83413063
Section XVI. Machinery and mechanical appliances.....	168335	3837603	10815405	21443696
Section XVII. Vehicles, aircraft.	153253	3599532	4403517	13517816
Section XVIII. Optical, photographic, cinematographic ..	6274	120130	275279	512193
Section XIX. Arms and ammunition; parts	000	000	000	000
Section XX. Miscellaneous manufactured articles	59450	425587	569730	1903843
Section XXI. Works of art, collectors pieces and antiques ...	339	23616	646560	181043
Not specified and not stated	31833	1015408	92452	469381

11.7. VALUE OF NON-OIL EXPORTS BY SECTIONS⁽¹⁾ OF CUSTOMS TARIFFS (continued)
(mln rials)

Description	Year			
	1393	1394	1395	1396
Total	969475362	1164840303	1384484595	1620012858
Section I. Live animals.....	28722814	38224434	45492895	43640931
Section II. Vegetable products ...	72109036	97674974	104846944	123272515
Section III. Animal or vegetable fats and oils	1424016	1975056	2464074	2683898
Section IV. Prepared foodstuffs, beverages.....	37877598	40523620	45535372	53740566
Section V. Mineral products.....	264017342	463163082	595869212	650252140
Section VI. Products of the chemical or allied industries.....	181492152	179694106	188616964	208231534
Section VII. Plastics and articles thereof	143119561	142358923	174067449	212295627
Section VIII. Raw hides and skins, leather	4552754	3036824	6163991	3601474
Section IX. Wood and articles of wood.....	842715	716162	1308941	1767835
Section X. Pulp of wood or of other fibrous cellulosic material..	1316067	1535892	1764446	4260554
Section XI. Textiles and textile articles	28858479	28610965	28786386	44231326
Section XII. Footwear, headgear	3112581	2984496	6959167	3231898
Section XIII. Articles of stone, plaster	26788254	25720371	20444282	35944495
Section XIV. Natural or cultured pearls	808705	658671	9103990	8079921
Section XV. Base metals and articles	137634349	103672560	134846876	179265263
Section XVI. Machinery and mechanical appliances.....	22652920	22684646	16326520	31946253
Section XVII. Vehicles, aircraft.	10055444	6285218	5361755	5127971
Section XVIII. Optical, photographic, cinematographic ..	1216047	1249953	3030233	4675668
Section XIX. Arms and ammunition; parts.....	336179	9571	23981	000
Section XX. Miscellaneous manufactured articles	1330632	1339840	137573	2358648
Section XXI. Works of art, collectors pieces and antiques	1207717	2720939	2345744	1114936
Not specified and not stated	0	0	0	0

1. See the introduction of this chapter for more information on the complete title of sections.

Source: Iran Customs Administration.

11.8. VALUE OF NON-OIL EXPORTS BY COUNTRIES OF DESTINATION (mln rials)

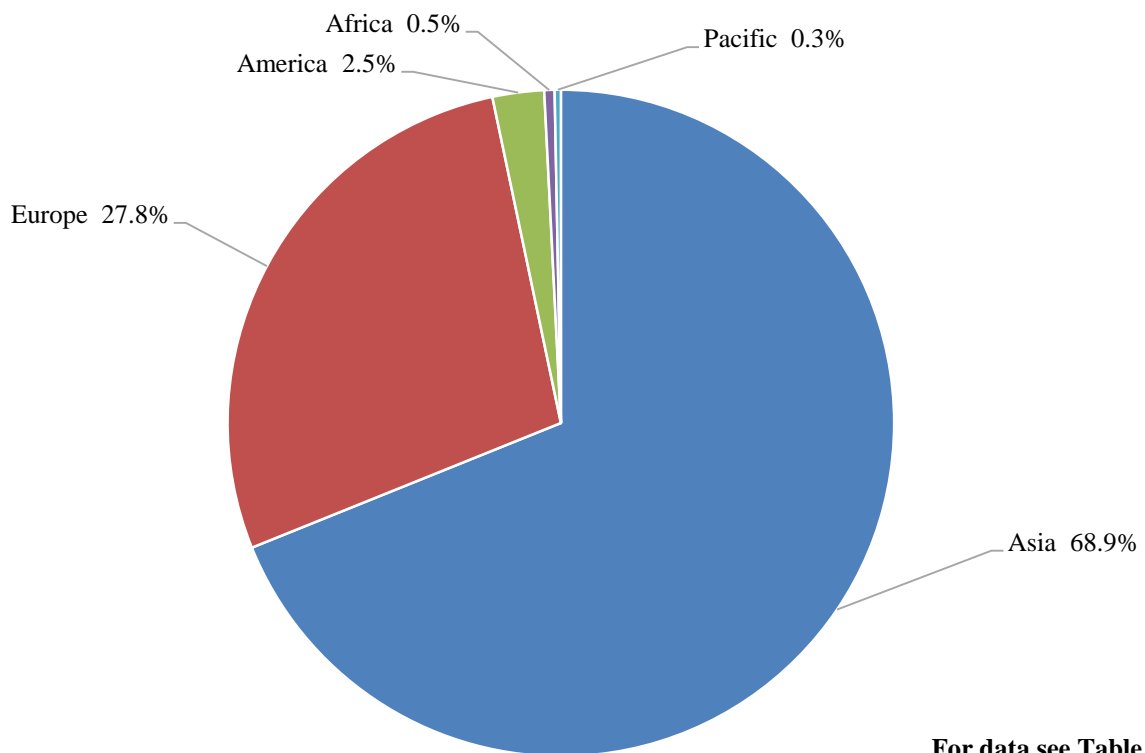
Country and region	Year							
	1380	1385	1390	1392	1393	1394	1395	1396
Total	7412797	119505142	371410084⁽¹⁾	778729703	969475362	1164840303	1384484595	1620012858
Asia	5183961	94519752	340161441	716822169	892948686	108976217	129406327	151423800
Azerbaijan	550322	3416091	5108649	11977096	11682023	684406	1119586	1125489
Armenia	92159	1369660	1169274	2626240	3259621	573683	552997	719609
Afghanistan	91134	4740910	24132915	60087520	66106842	75709256	77197555	95583897
United Arab Emirates	1125223	15889150	49417822	90127853	107809506	213321856	234595214	232906142
Indonesia	74028	581978	12192625	1344823	1849511	2850603	5485024	22561852
Iran (Free zones).....	54434	279047	1442215	6676324	3261115	1248941	3487275	136983
Bahrain	27985	473436	94719	272153	283559	288759	357118	402056
Pakistan	152662	2863469	6877002	15956209	25835252	19999887	24964812	31760049
Thailand.....	76854	177871	1025929	1135587	4372551	4492911	12172118	25352993
Taiwan.....	93381	1157551	4802249	4570313	8680867	5354467	17419783	19943033
Turkmenistan	132519	1324842	5804358	21373410	26461027	21242336	17177126	14271268
Turkey	102175	2997931	15933968	40751591	52328294	97835762	101367211	141117118
China	310808	9679116	61889530	184714455	248317092	225782430	262862310	309703037
Japan	418743	6106113	5487903	881536	923828	35047307	35704507	14294725
Singapore.....	76475	835803	14836394	296689	242031	326197	9940538	1404831
Iraq	254764	15795594	56965747	147769659	172189616	180583180	192394746	224925543
Saudi Arabia.....	118637	3228162	1234002	2271365	4233822	3931843	7333	22040
Oman	12641	575138	1107050	3630498	7986654	11121849	16892968	18873483
Kazakhstan	59487	667949	935072	5212916	5513462	4069806	6087770	5845140
Qatar	111115	822924	846736	2401500	2394469	4877046	3222720	8364681
Korea, Rep. of.	87280	2122782	15428263	8404422	11360169	26006174	89711662	150448515
Kuwait	185974	2560566	1510223	2432486	5265957	7855814	5907649	8680479
Malaysia	27196	333206	1450189	1756197	1571619	1195916	2760732	7007384
India	328204	7688932	30093560	60124469	67263837	79393095	90727741	93741108
Other Asian countries	619761	8831531	20375046	40026859	53755962	54645841	66893529	68440659

11.8. VALUE OF NON-OIL EXPORTS BY COUNTRIES OF DESTINATION (continued)**(mln rials)**

Country and region	Year							
	1380	1385	1390	1392	1393	1394	1395	1396
<i>Africa</i>	<i>151068</i>	<i>2721744</i>	<i>5046761</i>	<i>21606030</i>	<i>20855477</i>	<i>18740399</i>	<i>18708533</i>	<i>26842290</i>
<i>America</i>	<i>275030</i>	<i>2511575</i>	<i>2540304</i>	<i>4010770</i>	<i>3686034</i>	<i>1859117</i>	<i>11278222</i>	<i>9470981</i>
Brazil	7070	239522	194835	193271	2081501	707884	3527745	1030937
Canada	44086	336815	551207	270369	429616	594758	2063403	2445112
Other American countries	223874	1935238	1794262	3547130	1174917	556474	5687074	5994932
<i>Europe</i>	<i>1781373</i>	<i>19543164</i>	<i>23001674</i>	<i>35879518</i>	<i>51231690</i>	<i>53490639</i>	<i>58737785</i>	<i>67957554</i>
Germany	548401	3300581	4603316	8342159	9937417	9564070	10082375	12501896
Austria.....	17027	102329	164260	265721	204972	405841	347057	983456
Spain	136899	1476059	1920549	2854985	4697685	5564070	7581894	5729252
Ukraine	249856	633129	679607	1225872	879928	531013	895301	1022669
United Kingdom.....	46530	712599	407165	2735982	1890708	1059837	1298257	1689505
Italy	336127	5933385	2742345	4982260	16455079	18999994	14340200	14610311
Belgium.....	49110	1672380	3073293	436162	1321507	1650785	2820288	4177741
Denmark.....	15961	86721	178334	252265	314176	306110	279480	426372
Sweden	15675	115798	327049	348828	404638	417707	445552	643571
Switzerland	44027	183811	238452	242701	287559	318911	772334	3135202
Russian Federation	103424	2657361	4101396	7864544	7555985	5117493	6902032	10206275
France	104014	580791	674223	745174	849572	559293	1191253	1340837
Netherlands	22764	947485	2342157	2050782	1834463	1795494	4072794	2785248
Other European countries	91558	1140734	1549528	3532083	4598000	7200019	7708968	8705219
<i>Oceania</i>	<i>21364</i>	<i>208906</i>	<i>659904</i>	<i>411216</i>	<i>753475</i>	<i>987977</i>	<i>1696779</i>	<i>1504029</i>

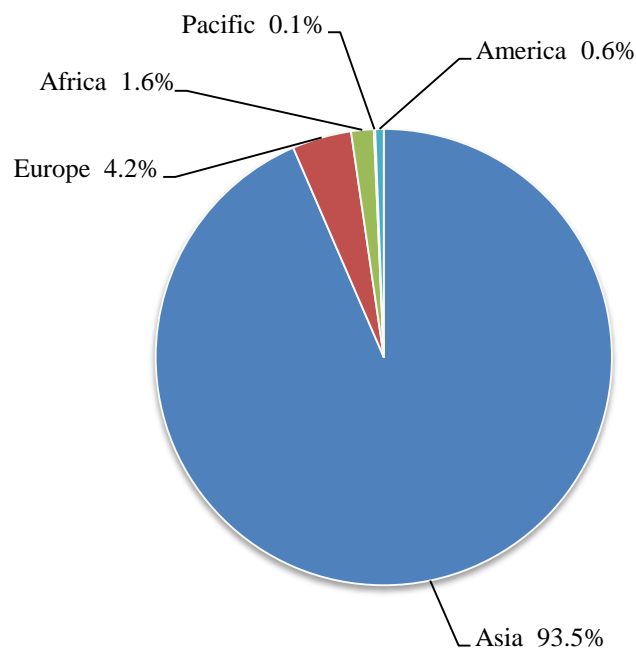
Source: Iran Customs Administration.

11.3. PERCENT OF IMPORTS VALUE BY CONTINENTS OF ORIGIN, THE YEAR 1396



For data see Table 11.5.

11.4. PERCENT OF NON-OIL EXPORTS VALUE BY CONTINENTS OF DESTINATION, THE YEAR 1396



For data see Table 11.8.

11.9. WEIGHT AND VALUE OF IMPORTS AND EXPORTS BY SECTIONS⁽¹⁾ AND CHAPTERS OF CUSTOMS TARIFFS, THE YEAR 1396
(ton; mln rials)

Section and chapter ⁽²⁾	Imports		Non-oil exports	
	Weight	Value	Weight	Value
Total⁽³⁾	38855736	1849482396	132881762	1620012858
SECTION I. Live animals	296146	40616004	576333	43640931
1. Live animals	29349	2197897	8272	1051482
2. Meat and edible meat offal.....	149191	23788895	47686	1313430
3. Fish, crustaceans and molluscs and other aquatic invertebrates	54768	4721230	116535	14446283
4. Dairy products; birds' eggs; natural honey; edible products of animal origin, not elsewhere specified or included	62007	9630748	399135	24149375
5. Products of animal origin, not elsewhere specified or included	832	277234	4705	2680361
SECTION II. Vegetable products	15228307	214309220	4914443	123272515
6. Live trees and other plants; bulbs, roots and the like; cut flowers and ornamental foliage	2587	262787	5419	830724
7. Edible vegetables and certain roots and tubers	334950	13038687	2045983	22702097
8. Edible fruit and nuts; peel of citrus fruit or melons	776511	21050434	2242331	78988238
9. Coffee, tea, mate and spices	102781	12974786	28819	12621350
10. Cereals.....	11384872	115350684	88878	726934
11. Products of the milling industry; malt; starches; inulin; wheat gluten	7978	246663	369296	3448666
12. Oil seeds and oleaginous fruits; miscellaneous grains, seeds and fruit, industrial or medicinal plants; straw and fodder	2594624	50149262	65042	1255823
13. Lac; gums, resins and other vegetable saps and extracts....	3314	932716	17578	2113492
14. Vegetable plaiting materials; vegetable products not elsewhere specified or included	20690	303201	51095	585190
SECTION III. Animal or vegetable fats and oils	1382611	41114957	55057	2683898
15. Animal and vegetable fats and oils and their cleavage products; prepared edible fats; animal or vegetable waxes	1382611	41114957	55057	2683898
SECTION IV. Prepared foodstuffs, beverages	2568758	62447568	1027455	53740566
16. Preparations of meat, of fish or of crustaceans, molluscs or of other aquatic invertebrates	18	3411	4465	633095
17. Sugars and sugar confectionery.....	880555	14739673	178407	6861768
18. Cocoa and cocoa preparations	36837	4553941	23497	3724506
19. Preparations' of cereals, flour, starch; or milk pastry cookies and products	14742	852213	196620	12008652
20. Preparations of vegetables, fruit, or other parts of plants....	81530	3410380	323525	19801174
21. Miscellaneous edible preparations	49153	9785528	63321	6490299
22. Beverages, spirits and vinegar	12298	267077	46832	1478787
23. Residues and waste from the food industries; prepared animal fodder	1462260	21607444	188487	2596186
24. Tobacco	31363	7227900	2301	146099

11.9. WEIGHT AND VALUE OF IMPORTS AND EXPORTS BY SECTIONS⁽¹⁾ AND CHAPTERS OF CUSTOMS TARIFFS, THE YEAR 1396 (continued) (ton; mln rials)

Section and chapter ⁽²⁾	Imports		Non-oil exports	
	Weight	Value	Weight	Value
SECTION V. Mineral products	5603396	97572724	91338270	650252140
25. Salt; sulphur; earths and stone; plastering materials, lime and cement	311482	3140524	21870309	29283105
26. Ores, slag and ash.....	224652	3329048	22153393	64165663
27. Mineral fuels, mineral oils and products of their distillation; bituminous substances; mineral waxes	5067263	91103151	47314568	556803372
SECTION VI. Products of the chemical⁽³⁾	2486180	200950897	14391703	208231534
28. Inorganic chemicals; organic or inorganic compounds of precious metals, of rare-earth metals, of radioactive elements or of isotopes	889781	19848459	2152680	16849880
29. Organic chemicals	460752	46385738	7829301	133969001
30. Pharmaceutical products	14452	53699885	7556	6468047
31. Fertilizers	568234	9632387	3760622	27437267
32. Tanning or dyeing extracts; tannins and their derivatives; dyes, pigments and other colouring matter; paints and varnishes; putty and other mastics; inks	116607	13885752	45430	2774583
33. Essential oils and resinoids; perfumery, cosmetic or toilet preparations	51660	16029692	18544	1520012
34. Soap, organic surface-active agents, washing preparations, lubricating preparations, artificial waxes, prepared waxes, polishing or scouring preparations, candles and similar articles, modelling pastes, "dental waxes" and dental preparations with a basis of plaster	57498	5023443	311258	7877793
35. Albuminoidal substances; modified starches, glues, enzymes.....	49063	5285601	16215	1578613
36. Propellant powder, explosives; pyrotechnic products; matches; pyrophoric alloys ⁽³⁾	000	000	000	000
37. Photographic or cinematographic goods	7898	2343275	1	279
38. Miscellaneous chemical products	270180	28769582	248605	9724915
SECTION VII. Plastics and articles thereof	1154978	89990955	4530382	212295627
39. Plastics and articles thereof.....	877250	61467220	4467423	208325526
40. Rubber and articles thereof	277728	28523735	62959	3970101
SECTION VIII. Raw hides and skins, leather	4633	783050	21812	3601474
41. Raw hides and skins (other than fur skins) and.....	436	69673	21564	3548406
42. Articles of leather; saddlery and harness; travel goods, handbags and similar containers; articles of animal gut (other than silk-worm gut).....	4197	712110	248	53068
43. Fur skins and artificial fur; manufactures thereof	1	1267	0	0
SECTION IX. Wood and articles of wood	1529236	22792256	74843	1767835
44. Wood and articles of wood; wood charcoal	1528769	22738260	74482	1739558
45. Cork and articles of cork	282	30325	1	104
46. Manufactures of straw, of esparto and of other plaiting.....	185	23671	360	28173
SECTION X. Pulp of wood or of other fibrous cellulosic material	1209921	43534179	176313	4260554
47. Pulp of wood or of other fibrous cellulosic material waste and scrap of paper or paperboard	234745	6287744	6515	154483
48. Paper and paperboard; articles of paper pulp, of paper or of paperboard	973137	36978909	168313	3922753
49. Printed books, newspapers, pictures and other products of the printing industry; manuscripts, typescripts and plans	2039	267527	1485	183317

11.9. WEIGHT AND VALUE OF IMPORTS AND EXPORTS BY SECTIONS⁽¹⁾ AND CHAPTERS OF CUSTOMS TARIFFS, THE YEAR 1396 (continued) (ton; mln rials)

Section and chapter ⁽²⁾	Imports		Non-oil exports	
	Weight	Value	Weight	Value
SECTION XI. Textiles and textile articles	597532	53733337	217773	44231326
50. Silk	429	460331	81	2652
51. Wool, fine or coarse animal hair; horsehair yarn and woven fabric	3682	1047769	3065	448951
52. Cotton	83310	6308150	328	38952
53. Other vegetable textile fibres; paper yarn and woven fabrics of paper yarn	44003	1942417	63	6762
54. Man-made filaments	121151	12532542	22984	1706847
55. Man-made staple fibres	218221	16817116	49204	4370839
56. Wadding, felt and nonwovens; special yarns; twine, cordage, ropes and cables and articles thereof	16330	2731674	10653	1066697
57. Carpets and other textile floor coverings	2910	194086	72205	28264015
58. Special woven fabrics; tufted textile fabrics; lace; tapestries; trimmings; embroidery	14814	1539356	2167	674498
59. Impregnated, coated, covered or laminated textile fabrics; textile articles of a kind suitable for industrial use	84599	7509269	1465	235959
60. Knitted or crocheted fabrics	1508	255799	155	23253
61. Articles of apparel and clothing accessories, knitted or crocheted	2515	1462052	2871	1326780
62. Articles of apparel and clothing accessories, not knitted or crocheted	1337	579567	1375	557861
63. Other made up textile articles; sets; worn clothing and worn textile articles; rags	2721	353210	51156	5507259
SECTION XII. Footwear, headgear	7923	1775104	19093	3231898
64. Footwear, gaiters and the like; parts of such articles	3855	1336830	19025	3209981
65. Headgear and parts thereof	672	106475	46	20367
66. Umbrellas, sun umbrellas, walking-sticks, seat-sticks, whips, riding-crops and parts thereof	1117	67036	8	550
67. Prepared feathers and down and articles made of feathers or of down; artificial flowers; articles of human hair	2278	264764	13	1001
SECTION XIII. Articles of stone, plaster	395916	19391069	5017322	35944495
68. Articles of stone, plaster, cement, asbestos, mica or similar materials	143169	5051159	1369680	9446162
69. Ceramic products	107377	6615307	2879173	15826510
70. Glass and glassware	145371	7724603	768469	10671824
SECTION XIV. Natural or cultured pearls	421	360958	527	8079921
71. Natural or cultured pearls, precious or semi-precious stones, precious metals, metals clad with precious metal and articles thereof; imitation jewellery; coin	421	360958	527	8079921
SECTION XV. Base metals and articles	3848365	138692103	10298138	179265263
72. Iron and steel	2824981	71458650	9370199	120211261
73. Articles of iron or steel	633073	30489230	315922	18253057

11.9. WEIGHT AND VALUE OF IMPORTS AND EXPORTS BY SECTIONS⁽¹⁾ AND CHAPTERS OF CUSTOMS TARIFFS, THE YEAR 1396 (continued) (ton; mln rials)

Section and chapter ⁽²⁾	Imports		Non-oil exports	
	Weight	Value	Weight	Value
74. Copper and articles thereof	29404	6705919	125350	7559417
75. Nickel and articles thereof.....	2267	1200755	324	38033
76. Aluminium and articles thereof	235929	11771815	204676	12530609
78. Lead and articles thereof	13384	1341128	115338	7624790
79. Zinc and articles thereof.....	1739	200171	161588	12589912
80. Tin and articles thereof	1330	1053095	0	0
81. Other base metals; cermets; articles thereof.....	2899	817899	48	7295
82. Tools, implements; cutlery, spoons and forks of base metal; parts thereof	31165	7022108	800	147168
83. Miscellaneous articles of base metal	72194	6631334	3894	303721
SECTION XVI. Machinery and mechanical appliances	1502617	473167595	153315	31946253
84. Nuclear reactors, boilers, machinery and mechanical appliances; parts thereof	1039731	304172339	106814	20866337
85. Electrical machinery and equipment and parts thereof; sound recorders and reproducers, television image and sound recorders and reproducers, and parts and accessories of such articles.....	462887	168995256	46502	11079916
SECTION XVII. Vehicles, aircrafts, vessels and⁽³⁾	388915	123710418	37242	5127971
86. Railway or tramway locomotives, rolling-stock and parts thereof; railway or tramway track fixtures and fittings and parts mechanical (including electro-mechanical) traffic signalling equipment of all kinds.....	29404	9940333	246	12669
87. Vehicles other than railway or tramway rolling - stock, and parts and accessories thereof.....	357526	112412343	35593	4920004
88. Aircraft, spacecraft, and parts thereof ⁽³⁾	000	000	000	000
89. Ships, boats and floating structures.....	1546	237038	1385	189543
SECTION XVIII. Optical, photographic, cinematographic	34821	62214533	2948	4675668
90. Optical, photographic, cinematographic, measuring, checking, precision, medical or surgical instruments and apparatus; parts and thereof accessories	29168	59353285	1449	4495466
91. Clocks and watches and parts thereof	2758	2485359	1325	156578
92. Musical instruments; parts and accessories of such articles.	2895	375889	174	23624
SECTION XIX. Arms and ammunition; parts⁽³⁾	000	000	000	000
93. Arms and ammunition; parts and accessories thereof ⁽³⁾	000	000	000	000
SECTION XX. Miscellaneous manufactured articles	135817	18059819	23473	2358648
94. Furniture; bedding, mattresses, mattress supports, cushions and similar stuffed furnishings; lamps and lighting fittings, not elsewhere specified or included; illuminated signs, illuminated name plates and the like; prefabricated buildings	57229	7899141	16330	1602215
95. Toys, games and sports requisites; parts and accessories, thereof	44434	5266013	2980	332795
96. Miscellaneous manufactured articles	34154	4894665	4163	423638
SECTION XXI. Works of art, collectors pieces and antiques .	469977	140481209	5259	1114936
97. Works of art, collectors' pieces and antiques	12	1008	33	11873
98. Unassembled C.K.D. articles of road construction machinery, cars and other machinery.....	469965	140480201	5226	1103062
Not specified and not stated	0	0	0	0

1. See introduction of this chapter for more information on the complete title of sections.

2. Chapters 77 and 99 have been designed for future Customs Administration needs.

3. Difference between the total and the parts is due to the figures in the chapters 36, 88 and 93 that are included in the total.

Source: Iran Customs Administration

11.10. TRANSACTIONS REGISTERED IN NOTARY PUBLICS AND LAND REGISTRATION OFFICES AT THE END OF THE YEAR: 1396

Ostan	Sale			Revocable immovable transaction with retrievable right	Letter of attorney				Peace pact	Pawn
	Total transactions	Movable	Im-movable		Sale of real estate	Vehicle sale	Other	Total		
Total	12455190	2805143	1586292	1681	581555	1205182	2452941	4239678	208313	581288
East Azarbayejan	636942	159334	62273	54	29592	71894	87869	189355	11004	32187
West Azarbayejan.....	402793	125652	32568	16	11620	44180	58144	113944	3878	14617
Ardebil.....	181980	46325	24345	1	9391	20285	25206	54882	4240	10966
Esfahan.....	729067	192839	113854	72	34001	61422	123799	219222	14373	30676
Alborz.....	465116	118359	71019	25	20282	74019	77006	171307	6120	24481
Ilam.....	62156	4563	9388	14	4077	2841	10409	17327	115	4550
Bushehr.....	150611	9981	20983	5	9828	7612	40958	58398	1009	7329
Tehran.....	3402130	855435	481677	119	168926	396468	743119	1308513	64915	163046
Chaharmahal & Bakhtiyari.....	104823	28835	9627	24	4235	8442	17391	30068	3418	4661
South Khorasan ..	63972	10447	10309	29	3990	2724	9547	16261	948	3262
Khorasan-e-Razavi.....	874751	245177	95882	19	39668	58060	149269	246997	11611	32889
North Khorasan ..	93113	23342	13970	3	3298	5247	15777	24322	848	5661
Khuzestan.....	594797	60111	77169	336	37296	36482	136126	209904	2128	28631
Zanjan.....	139552	39163	23335	0	6696	12518	14539	33753	1042	8269
Semnan.....	112754	25292	21946	60	5255	7637	16104	28996	3735	7272
Sistan & Baluchestan	156369	19280	16694	2	11049	9747	37960	58756	1478	5312
Fars	675373	98195	82917	8	31078	44667	152857	228602	7896	32929
Qazvin	191878	48136	30171	1	9329	24924	21915	56168	5997	11415
Qom	167664	39865	21956	0	11696	15232	34358	61286	2938	5654
Kordestan	208150	51157	17704	9	10611	17258	29039	56908	1701	6006
Kerman	345216	57970	33092	28	16690	21901	87541	126132	3518	12026
Kermanshah	270239	57832	26466	52	12742	21351	58669	92762	684	9096
Kohgiluyeh & Boyerahmad	98093	4491	8199	248	5809	3205	33180	42194	336	3953
Golestan	206983	50009	26636	119	8236	13538	40625	62399	4632	9571
Gilan	515048	92278	51085	13	16327	80865	78632	175824	19470	32254
Lorestan	194894	29516	22719	325	8739	12551	49833	71123	1539	7651
Mazandaran.....	563120	133443	78300	28	18608	53235	106413	178256	12697	29108
Markazi	222742	46797	28033	6	7675	20729	65948	94352	3833	9962
Hormozgan.....	222768	30449	20927	10	8714	18115	60472	87301	6984	9359
Hamedan	219321	60741	26985	23	7862	23792	29512	61166	3591	13517
Yazd	182775	40129	26063	32	8235	14241	40724	63200	1635	4978

11.10. TRANSACTIONS REGISTERED IN NOTARY PUBLICS AND LAND REGISTRATION OFFICES AT THE END OF THE YEAR: 1396 (continued)

Ostan	Rental	Estate distribution letter	Cancellation	Confession certificate	Warranty	Letter of satisfaction	Other
Total	141058	18672	4871	612407	1634031	525619	96137
East Azarbayejan	3385	638	303	33772	96754	40405	7478
West Azarbayejan	4049	177	268	12886	72417	19342	2979
Ardebil.....	1874	210	72	5316	22209	10666	874
Esfahan	7210	1373	480	29957	69876	43842	5293
Alborz.....	1764	670	117	20506	33389	15422	1937
Ilam.....	235	40	25	4019	17816	3642	422
Bushehr.....	2227	90	182	13323	27117	7468	2499
Tehran.....	22853	8269	762	156902	241649	87317	10673
Chaharmahal & Bakhtiari	927	126	109	5603	14322	5317	1786
South Khorasan	1082	120	25	2627	15568	2741	553
Khorasan-e- Razavi	33631	725	189	55360	109262	33258	9751
North Khorasan	1513	115	90	3181	15050	3316	1702
Khuzestan	4171	486	136	54668	117232	34513	5312
Zanjan.....	3875	228	126	5371	18549	4355	1486
Semnan	3408	219	98	3723	11288	5789	928
Sistan & Baluchestan.	929	73	28	11801	34104	6223	1689
Fars	8210	961	277	33277	139786	34447	7868
Qazvin	2986	410	74	7648	19833	7906	1133
Qom.....	1601	270	94	8789	17646	6462	1103
Kordestan.....	2180	157	87	10951	48426	11001	1863
Kerman	7725	299	153	13783	70975	17172	2343
Kermanshah.....	3934	125	93	16358	47461	12087	3289
Kohgiluyeh & Boyerahmad	212	29	30	4179	29036	4198	988
Golestan.....	2098	278	88	12412	28890	8072	1779
Gilan	3959	765	136	25843	76497	34459	2465
Lorestan	2797	122	166	11743	35263	10487	1443
Mazandaran	3094	833	227	20341	77258	19456	10079
Markazi.....	1774	264	110	6690	20780	8281	1860
Hormozgan	753	152	38	9901	46080	9393	1421
Hamedan.....	3358	288	58	6410	33232	8670	1282
Yazd	3244	160	230	5067	26266	9912	1859

Source: Real Estate Registration Organization of Iran.

11.11. GENERAL CHARACTERISTICS OF COOPERATIVES SUPPLYING PRODUCERS REQUIREMENTS AT THE END OF THE YEAR (mln rials)

Description	Number	Members	Employees	Capital
<i>Registered cooperatives⁽¹⁾</i>				
1380.....	2766	355354	29765	709888
1385.....	3716	391953	41393	920201
1390.....	3848	242770	48463	779252
1392.....	3934	400010	57344	803184
1393.....	3947	407113	57950	931841
1394.....	3958	412211	58040	1346895
1395.....	4011	411520	60035	4265606
1396.....	4074	424040	61220	4420859
<i>Cooperatives under establishment</i>				
1380.....	95	3197	766	12337
1385.....	353	8857	2984	23870
1390.....	23	633	439	475
1392 ⁽²⁾	1	7	7	660
1393.....	1	7	7	40
1394.....	-	-	-	-
1395.....	4	49	36	1621
1396.....	7	77	57	7069
<i>Cooperatives in operation</i>				
1380.....	1489	274212	20666	518062
1385.....	2084	299904	28186	713873
1390.....	1838	230784	25230	531565
1392.....	1647	231388	31109	634244
1393.....	1640	243825	35671	961217
1394.....	1551	242021	34061	1248436
1395.....	1523	240196	35693	4152462
1396.....	1515	248968	36383	4290075

11.11. GENERAL CHARACTERISTICS OF COOPERATIVES SUPPLYING PRODUCERS REQUIREMENTS AT THE END OF THE YEAR (continued) (mln rials)

Description	Number	Members	Employees	Capital
East Azarbayejan	118	12116	1986	34642
West Azarbayejan	33	3317	732	14219
Ardebil	8	171	173	542
Esfahan	130	24433	7111	215494
Alborz.....	10	536	988	3108
Ilam.....	13	180	62	603
Bushehr.....	54	6024	1058	34997
Tehran.....	162	25916	7261	377855
Chaharmahal & Bakhtiari	17	682	349	880
South Khorasan	29	6012	209	15110
Khorasan-e-Razavi	129	18656	1276	69701
North Khorasan	20	2174	101	622
Khuzestan	44	5371	1202	8734
Zanjan.....	6	590	147	1624
Semnan	31	3344	526	18243
Sistan & Baluchestan	73	6960	1986	5842
Fars	105	12314	1677	14628
Qazvin	10	1289	71	25019
Qom	18	2177	182	52974
Kordestan	32	2869	153	2101
Kerman	71	74779	829	8657
Kermanshah	34	1576	1600	622
Kohgiluyeh & Boyerahmad	3	74	74	109
Golestan.....	30	6332	332	3205676
Gilan	44	2560	1219	9758
Lorestan.....	24	1300	177	1928
Mazandaran	136	11252	1610	25203
Markazi.....	26	1423	115	1730
Hormozgan	39	4264	1965	5367
Hamedan	16	2509	132	881
Yazd.....	50	7768	1080	133206

1. Including cooperatives in operation, out of operation and under establishment.

2. Reduction in the number of cooperatives under establishment in the year 1392 is due to changes in their status as in- operation or out of operation.

Source: Ministry of Cooperatives, Labor and Social Welfare.

**11.12. GENERAL CHARACTERISTICS OF COOPERATIVES SUPPLYING CONSUMERS
REQUIREMENTS AT THE END OF THE YEAR**

(mln rials)

Description	Number	Members	Employees	Capital
<i>Registered cooperatives⁽¹⁾</i>				
1380.....	9647	7453537	94861	7642911
1385.....	10486	7837758	100013	7769099
1390.....	11112	8576540	150938	11359527
1392.....	11109	8450517	207817	11048403
1393.....	11124	8080618	205388	9400809
1394.....	11125	7913968	263020	20436778
1395.....	11203	7840083	209573	15212601
1396.....	11206	7544510	243141	27873039
<i>Cooperatives under establishment</i>				
1380.....	33	10208	399	5183
1385.....	150	26299	1108	11817
1390.....	18	1753	209	630
1392.....	0	0	0	0
1393.....	5	1142	54	440
1394.....	3	260	20	638
1395.....	3	21	23	41
1396.....	0	0	0	0
<i>Cooperatives in operation</i>				
1380.....	5794	6052015	85109	15397452
1385.....	6421	6425123	89620	15511013
1390.....	5824	5987973	124309	8531379
1392.....	5078	5893439	176870	10436563
1393.....	4939	5687272	172579	8743327
1394.....	4822	5370776	177347	19564239
1395.....	4803	5358252	174679	14656412
1396.....	4599	4980404	202966	27250213

**11.12. GENERAL CHARACTERISTICS OF COOPERATIVES SUPPLYING CONSUMERS
REQUIREMENTS AT THE END OF THE YEAR (continued) (mln rials)**

Description	Number	Members	Employees	Capital
East Azarbayejan	257	216510	9281	593116
West Azarbayejan	105	170726	1338	297698
Ardebil	61	62240	222	16034
Esfahan	252	286710	3928	1269076
Alborz.....	59	49540	963	20463
Ilam	42	62793	1191	8419
Bushehr	58	214360	293	10509
Tehran	1368	1164943	112797	10070660
Chaharmahal & Bakhtiyari	47	6174	817	10814
South Khorasan.....	54	70605	218	33902
Khorasan-e-Razavi.....	298	446460	8585	387829
North Khorasan... ..	45	76212	251	7356
Khuzestan	119	466776	2343	2886952
Zanjan	38	28803	118	17467
Semnan	51	32472	529	35064
Sistan & Baluchestan	163	122425	3232	715483
Fars	201	218231	10345	65645
Qazvin	43	40947	317	39068
Qom	39	42405	497	24552
Kordestan	91	92854	817	45024
Kerman	186	113960	2562	40681
Kermanshah	113	128488	11217	24699
Kohgiluyeh & Boyerahmad	37	17844	629	2907
Golestan	84	98443	1519	1602066
Gilan	135	123473	10365	8571775
Lorestan	74	19833	1712	6471
Mazandaran	234	177456	5653	249839
Markazi	82	55721	604	18738
Hormozgan	108	263197	9436	34473
Hamedan	51	48057	446	79919
Yazd	104	61746	741	63514

1. Including cooperatives in operation, out of operation and under establishment.

Source: Ministry of Cooperatives, Labor and Social Welfare.

11.13. GENERAL CHARACTERISTICS OF SERVICES COOPERATIVES AT THE END OF THE YEAR (mln rials)

Description	Number	Members	Employees	Capital
<i>Registered cooperatives⁽¹⁾</i>				
1380.....	16721	339405	171622	1391322
1385.....	22644	513914	256017	1620357
1390.....	44651	688242	469056	16777980
1392.....	49981	881040	571519	10580400
1393.....	51705	897120	602657	11292963
1394.....	53336	914651	613779	14656688
1395.....	54012	922883	624257	13656381
1396.....	55287	927935	639684	14289060
<i>Cooperatives under establishment</i>				
1380.....	455	10717	3779	31872
1385.....	4630	58858	69699	333663
1390.....	6158	69472	60304	290195
1392.....	6958	105800	86571	819923
1393.....	6693	91904	85642	861015
1394.....	7060	99735	90273	1372304
1395.....	7424	114612	101423	1909420
1396.....	7083	110392	97961	1883985
<i>Cooperatives in operation</i>				
1380.....	4349	155084	61560	622878
1385.....	12027	374932	139311	1038594
1390.....	21144	470775	216980	10174499
1392.....	20963	491665	250240	8565491
1393.....	20506	490999	258486	8984921
1394.....	20394	486767	249762	11024278
1395.....	19073	466351	235882	10444322
1396.....	18674	450687	237073	10987581

11.13. GENERAL CHARACTERISTICS OF SERVICES COOPERATIVES AT THE END OF THE YEAR (continued) (mln rials)

Description	Number	Members	Employees	Capital
East Azarbayejan	1199	30237	14016	540215
West Azarbayejan	388	11529	5433	106634
Ardebil	331	3385	3163	382505
Esfahan	667	15958	7580	245856
Alborz.....	112	9383	2817	70954
Ilam	355	2771	2097	726718
Bushehr	710	9281	16021	40482
Tehran	1726	136161	43594	4289021
Chaharmahal & Bakhtiari	346	3565	2748	17080
South Khorasan.....	286	5384	2150	25069
Khorasan-e-Razavi.....	1933	51389	34102	596569
North Khorasan	355	8250	3020	42357
Khuzestan	539	10760	5097	396529
Zanjan	147	2552	1730	41467
Semnan	169	3197	2091	73465
Sistan & Baluchestan	367	3490	3910	74219
Fars	1403	21763	13766	611121
Qazvin	109	1589	884	80832
Qom	180	2996	2711	111651
Kordestan	427	6289	2986	34121
Kerman	910	10115	9504	118072
Kermanshah	602	6310	6497	46300
Kohgiluyeh & Boyerahmad.....	481	4113	4120	18264
Golestan	657	9892	5503	382516
Gilan	671	10550	8089	353492
Lorestan	570	7184	5292	300878
Mazandaran	1284	33507	12570	217463
Markazi	354	7879	2705	170159
Hormozgan	672	8484	7062	195690
Hamedan	209	2951	1843	13626
Yazd	515	9773	3972	664256

1. Including cooperatives in operation, out of operation and under establishment

Source: Ministry of Cooperatives, Labor and Social Welfare.

11.14. GENERAL CHARACTERISTICS OF DIFFERENT TYPES OF COOPERATIVES UNIONS AT THE END OF THE YEAR

(mln rials)

Description	Number	Member cooperatives	Employees	Capital
Registered cooperatives unions⁽¹⁾				
1380.....	418	16378	2002	965539
1385.....	643	28307	6250	1148485
1390.....	1048	44730	9930	1571876
1392.....	1121	52456	11908	1903109
1393.....	1138	160371	12765	2438393
1394.....	1158	49501	13578	2025839
1395.....	1176	47987	13876	1731796
1396.....	1199	828803	1803485	13414
Cooperatives unions under establishment				
1380.....	45	535	355	973
1385.....	100	2495	827	33571
1390.....	8	68	56	90
1392.....	1	13	4	130
1393.....	0	0	0	0
1394.....	0	0	0	0
1395.....	0	0	0	0
1396.....	0	0	0	0
Cooperatives unions in operation				
1380.....	308	14776	1560	963201
1385.....	415	23862	4731	1110622
1390.....	645	58809	5837	1224996
1392.....	623	41523	6943	1480467
1393.....	594	148070	7330	2072114
1394.....	558	35347	7009	1656310
1395.....	544	34445	7654	1644490
1396.....	535	810032	1747806	6772
Agricultural ⁽²⁾	119	2766	56240	1887
Mining ⁽²⁾	4	53	360	8
Hand-woven carpet.....	20	1045	734	135
Housing ⁽²⁾	142	4710	63114	1375
Manufacturing ⁽²⁾	34	410	16205	517
Producer's supply.....	42	846	183950	291
Customer's supply.....	76	798416	1079173	1182
Transportation ⁽²⁾	32	694	310497	162
Services.....	59	637	3842	1193
Construction.....	3	356	25026	9
Credit.....	4	99	8665	13

1. Including cooperatives in operation, out of operation and under establishment.

2. Detailed statistics of related cooperatives appear in Chapters of "Agriculture, forestry and fisheries", "Mining and Quarrying", "Manufacturing", "Construction and Housing" and "Transportation, Storage and Communications".

Source: Ministry of Cooperatives, Labour and Social Welfare.

11.15. GENERAL CHARACTERISTICS OF RURAL COOPERATIVES AT THE END OF THE YEAR
(1000 persons-mln rials)

Year and Ostan	Number	Members	Capital ⁽¹⁾	Legal reserves
1380	2947	4444	357404	140229
1385	2937	4570	544488	440765
1390	2853	4432	1493215	780621
1392	2769	4326	1809554	1086323
1393	2772	4315	2020146	1101694
1394	2775	4419	2068783	1343859
1395.....	2777	4319	2134089	1441309
1396.....	2775	4295	2364104	1587297
East Azarbayejan	176	187	111855	59745
West Azarbayejan	139	329	182028	74493
Ardebil	81	89	30654	25667
Esfahan	147	235	270085	100270
Alborz	13	16	26488	16815
Ilam.....	33	40	16001	15955
Bushehr.....	34	73	34116	10618
Tehran.....	48	58	203540	110619
Chaharmahal & Bakhtiari	54	79	29904	7674
South Khorasan.....	57	103	33619	22793
Khorasan-e-Razavi.....	224	340	227430	187050
North Khorasan.....	60	64	22049	16417
Khuzestan	102	202	63203	172436
Zanjan	65	83	53537	107501
Semnan	38	39	14589	11395
Sistan & Baluchestan	53	214	70758	28139
Fars	186	317	101619	145236
Qazvin	48	70	20205	14300
Qom	11	13	6286	7449
Kordestan	92	164	83901	39331
Kerman	144	189	28189	23284
Kermanshah	105	130	56623	52535
Kohgiluyeh & Boyerahmad	28	73	15136	5309
Golestan	68	75	70705	57822
Gilan	148	277	38806	32835
Lorestan	131	105	28980	28219
Mazandaran	182	279	341821	46883
Markazi	90	84	45809	91919
Hormozgan	59	112	14966	6243
Hamedan	120	184	76462	29861
Yazd	39	72	44740	38484

1. The capital declared by cooperatives includes: registered capital for cash input sources of the members in the cooperatives. This type of capital excludes sources of capital turnover, creation and acquisition of sight and non-sight fixed assets and long-term investment.

Source: Central Organization of Rural Cooperatives.

**11.16. GENERAL CHARACTERISTICS OF RURAL COOPERATIVES FOR FEMALES
AT THE END OF THE YEAR** (person-mln rials)

Year and Ostan	Number	Members	Capital ⁽¹⁾	Legal reserves
1380	131	28033	2793	434
1385	209	50038	7743	3178
1390	314	81930	15544	14307
1392	306	58986	20522	18865
1393	301	58034	22258	24141
1394	309	55368	23028	25024
1395	304	56575	24092	26894
1396	307	56887	28576	27691
East Azarbayejan	7	1490	684	752
West Azarbayejan	8	917	2959	653
Ardebil	7	1295	339	162
Esfahan	12	1941	2396	1855
Alborz	5	218	183	0
Ilam	6	1646	577	284
Bushehr	5	319	40	29
Tehran	5	502	1309	269
Chaharmahal & Bakhtiari	14	2648	1428	798
South Khorasan	15	3379	1722	980
Khorasan-e-Razavi	30	4563	1731	2479
North Khorasan	2	190	43	71
Khuzestan	13	5488	1497	5158
Zanjan	3	294	188	115
Semnan	15	1589	954	2494
Sistan & Baluchestan	3	763	297	76
Fars	30	4938	1545	2616
Qazvin	6	312	309	175
Qom	4	685	229	654
Kordestan	2	214	25	28
Kerman	31	7129	619	502
Kermanshah	16	2472	766	617
Kohgiluyeh & Boyerahmad	7	6227	753	242
Golestan	3	602	1651	1606
Gilan	11	1640	501	548
Lorestan	14	1121	465	749
Mazandaran	12	1397	3206	2289
Markazi	10	546	1835	1419
Hormozgan	6	1866	197	30
Hamedan	4	414	110	41
Yazd	1	82	18	0

1. The capital declared by cooperatives includes: registered capital for cash input sources of the members in the cooperatives. This type of capital excludes sources of capital turnover, creation and acquisition of sight and non-sight fixed assets and long-term investment.

Source: Central Organization of Rural Cooperatives.

11.17. GENERAL CHARACTERISTICS OF RURAL COOPERATIVES UNITS AT THE END OF THE YEAR (mln rials)

Year and Ostan	Number	Members	Capital ⁽¹⁾	Legal reserves
1380.....	255	3004	117504	141472
1385.....	278	3012	226301	341046
1390.....	301	2932	404199	632012
1392.....	298	2860	593508	806434
1393.....	296	2772	631581	839627
1394.....	305	2832	764839	1175497
1395.....	305	2836	772476	1199757
1396.....	307	2842	807596	1291349
East Azarbayegan	16	182	66358	38440
West Azarbayegan.....	18	149	119324	37909
Ardebil	9	81	24387	17307
Esfahan	21	147	79223	74622
Alborz.....	2	13	1102	3478
Ilam	5	43	2484	5698
Bushehr	5	26	54907	2978
Tehran	8	46	16777	20986
Chaharmahal & Bakhtiari	5	57	6933	9395
South Khorasan.....	7	63	9430	15928
Khorasan-e-Razavi.....	24	238	49900	72233
North Khorasan.....	6	60	2659	55543
Khuzestan	17	101	75156	259159
Zanjan	4	71	48934	14909
Semnan	4	39	4117	14040
Sistan & Baluchestan	9	49	15383	38080
Fars	28	235	29828	148087
Qazvin	3	48	9737	12161
Qom	0	0	0	0
Kordestan	9	93	20635	20539
Kerman	16	134	7429	184936
Kermanshah	11	86	28413	20377
Kohgiluyeh & Boyerahmad	6	32	2838	8567
Golestan	9	70	27817	43941
Gilan	15	159	17834	36850
Lorestan	10	139	21913	26380
Mazandaran	13	187	14694	28520
Markazi	8	93	6594	41198
Hormozgan	8	61	3001	4493
Hamedan.....	8	121	16040	31718
Yazd	3	19	23749	2877

1. The capital declared by cooperatives includes: registered capital for cash input sources of the members in the cooperatives. This type of capital excludes sources of capital turnover, creation and acquisition of sight and non-sight fixed assets and longterm investment.

Source: Central Organization of Rural Cooperatives.

11.18. WEIGHT OF SELECTED SURPLUS CROPS PURCHASED FROM FARMERS BY RURAL COOPERATIVES (ton)

Crop	Year							
	1380	1385	1390	1392	1393	1394	1395	1396
Wheat.....	4645301	3120200	486098	657561	2771040	3693355	4733930	4007484
Barley	31643	45849	192110	280106	302088	368171	1696534	828068
Rice and paddy	92816	2058	12499	17117	39859	10220	11497	9797
Grains	288	2942	3908	4340	11948	5083	1697	1875
Cotton (lint)	28967	6279	11919	20565	17288	27524	32298	58215
Fruits, vegetables and summer crops	292809	3968	67069	104914	436022	153644	90977	168484
Citrus fruits	12653	514	27200	21159	59002	38640	80355	63409
Dates.....	19427	2034	4951	9831	25913	2872	6492	13403
Oil seeds	0	431748	121520	125210	183931	54835	155642	177282
Onions	271968	5995	159145	10241	9792	26450	8808	3058
Potatoes	155040	134735	24887	27176	38827	63616	37242	22887

Source: Central Organization of Rural Cooperatives.

11.19. CAPACITY OF NATION'S ACCOMMODATIONS ⁽¹⁾ BY CLASS

Year	Total accommodation facilities ⁽¹⁾		Hotel ⁽²⁾									
			5- star		4 - star		3-star		2-star		1- star	
	Room	Bed	Room	Bed	Room	Bed	Room	Bed	Room	Bed	Room	Bed
1380	27889	57661	2243	4489	3794	7589	5936	11872	8418	17037	5028	10456
1385	29141	60279	2670	7059	4673	9597	7262	15506	8457	17543	5060	10524
1390	81999	221410	000	9451	000	17515	000	56783	000	53409	000	72456
1392	82507	216396	000	10775	000	19844	000	64062	000	51727	000	59694
1393	84499	231647	5736	12511	7758	17810	12310	32087	10062	24232	7957	19361
1394	89602	239522	6486	13630	8445	18333	12808	32548	10099	23370	9405	24181
1395	93110	248392	7517	15536	9132	20610	14260	36999	10652	25662	8555	23023
1396⁽⁴⁾...	92402	245718	8205	16789	9841	22914	14618	36688	10625	24374	6952	17264

Year	Other							
	Inn		Apartment hotel		Accommodating complex		Lodging house	
	Room	Bed	Room	Bed	Room	Bed	Room	Bed
1380....	33433 ⁽³⁾	100069 ⁽³⁾	344	5603	000	000	000	000
1385....	27882	75158	6637	14906	000	000	000	000
1390....	27810	76927	9731	23581	000	000	000	000
1392....	25674	72555	11129	30222	000	000	1317	6929
1393....	23191	73259	12256	33063	2140	5913	3089	13411
1394....	23118	65019	13753	42647	2378	6373	3110	13418
1395....	23285	62495	14883	46021	2797	9238	2029	8808
1396⁽⁴⁾..	22743	61526	15200	50289	2183	7073	2035	8801

1. Before the year 1393, the total accommodations included hotels, apartment hotels, lodging houses, inns, complexes, camps, waterside cottages, and motels.

2. Statistics related to tourism complexes and motels are included in the "Hotels" column.

3. Including the number of rooms and beds in the pilgrim houses.

4. Reduction in the number of lodging houses in the year 1396, is due to the detachment of hotels from motels which is in line with revising regulations of establishing, improving, completing, grading and rating accommodation establishments and tourist, and their supervision approved by the Government Board in the year 1394.

Source: Cultural Heritage, Handicrafts and Tourism Organization

11.20. NUMBER OF THE NATION'S ACCOMMODATIONS BY CLASS

Year and Ostan	Total ⁽¹⁾	Hotel					Other			
		5-Star	4-Star	3-Star	2-Star	1-Star	Inn	Apartment hotel	Accommodation complex	Lodging house
1380	2523	11	38	80	228	219	1782	95	70	000
1385.....	1808	000	000	000	000	000	1492	316	000	000
1390.....	3034	21	78	708	867	1360	000	000	000	000
1392.....	5173	23	87	825	852	1162	1437	543	0	244
1393.....	3343	28	85	244	318	357	1436	557	93	255
1394.....	3346	31	84	242	309	411	1334	620	93	222
1395.....	3408	36	105	294	348	370	1345	662	101	147
1396⁽²⁾.....	3320	42	115	296	342	304	1316	676	85	144
East Azarbayejan.....	117	4	4	5	10	8	62	24	0	0
West Azarbayejan	93	1	4	5	14	12	52	3	2	0
Ardebil.....	218	0	3	8	12	9	100	86	0	0
Esfahan.....	162	1	4	22	20	38	63	14	0	0
Alborz.....	27	0	0	5	4	1	6	5	5	1
Ilam	15	0	0	1	5	3	6	0	0	0
Bushehr	32	0	0	2	3	4	13	9	1	0
Tehran	361	7	13	32	31	24	111	27	0	116
Chaharmahal & Bakhtiyari.....	24	0	2	1	1	8	8	3	1	0
South Khorasan.....	26	0	0	5	1	3	16	0	1	0
Khorasan-e-Razavi ...	925	11	20	62	59	61	393	318	1	0
North Khorasan.....	18	0	1	3	0	2	11	0	0	1
Khuzestan.....	71	2	3	13	8	13	23	8	1	0
Zanjan.....	25	0	1	2	5	0	13	4	0	0
Semnan.....	14	0	0	6	1	2	5	0	0	0
Sistan & Baluchestan	32	0	3	1	6	3	19	0	0	0
Fars.....	212	4	9	16	19	8	132	22	1	1
Qazvi	30	0	0	3	6	3	17	1	0	0
Qom.....	114	0	6	6	12	8	55	27	0	0
Kordestan	55	0	3	6	9	13	23	0	1	0
Kerman.....	66	1	4	4	18	1	30	2	1	5
Kermanshah.....	45	2	2	7	12	3	16	2	0	1
Kohgiluyeh & Boyerahmad	15	0	2	0	2	0	6	2	0	3
Golestan.....	44	1	2	6	7	4	12	5	1	6
Gilan.....	235	3	11	29	26	20	49	33	64	0
Lorestan.....	37	0	2	8	8	6	10	1	2	0
Mazandaran.....	137	1	6	14	14	15	14	68	1	4
Markazi	19	1	1	8	3	1	4	0	1	0
Hormozgan	46	3	1	6	9	5	12	9	1	0
Hamedan	30	0	3	1	4	2	18	2	0	0
Yazd	75	0	5	9	13	24	17	1	0	6

1. Before the year 1393, including hotels, apartment hotels, lodging houses, inns, complexes, camps, waterside cottages, and motels.

2. Reduction in the number of lodging houses in the year 1396, is due to the following factor: segregation of hotels from motels which is in line with revising regulations of establishing, improving, completing, grading and rating accommodation and tourist amenities and their supervision approved by the Government Board in 1394.

Source: Cultural Heritage, Handicrafts and Tourism Organization.