

This chapter presents data on manpower engaged in the Ministry of Health and Medical Education (government sector), manpower working in Veterinary sector, and health and medical equipment and facilities of the government and private sectors affiliated to the Ministry of Health and Medical Education and Iran Veterinary Organization. Moreover, included in this chapter is information on blood products produced and distributed to the medical centers.

Collection of statistical information on health and medical activities first started by the former Ministry of Health in the year 1335 and continued till the year 1364 by the Ministry.

By merging Medical Sciences universities and affiliated hospitals in the year 1364, the former Ministry of Health was renamed "Ministry of Health and Medical Education" with a new organization and was tasked with collecting and providing statistics on health activities. Since then, the Ministry has regularly produced the related statistics.

Statistics on physicians engaged in private sector are, at present, produced by the Organization for Medical Discipline, but due to some obstacles and problems in presenting updated statistics, these data have not been included in the Statistical Yearbook yet.

Also, data for health and medical equipment and facilities presented in this chapter relate to the establishments operating at least for 6 months of a year, and do not include the armed forces health and medical establishments.

Introduction

Definitions and concepts

Physician: persons who have completed their medical education in one of the universities within the country or abroad, and received their MD degrees approved by the Ministry of Health and Medical Education. Statistics for physicians also include general practitioner, dentists, pharmacists, doctor of medical laboratory science, PhD., specialist, and subspecialist.

Dentistry: orthodontics, endodontics, oral and dental pathology, maxillofacial diseases, maxillofacial pathology, prosthodontics, periodontics, oral maxillofacial surgery, tooth treatment, children's tooth disorders.

Pharmacology: pharmacy, industrial pharmacy, pharmacology, pharmaceutics, pharmacognosy.

Paramedics: non-physicians engaged in the areas of health and treatment.

Health attendant (health aid): a native resident of the village, who has at least completed primary school, and has passed the related two-year theoretical and practical health training course.

Fixed bed: refers to the bed in the hospital which was considered for that hospital at the time of the approval of the project for building the hospital or its development.

Operating bed: refers to the bed in hospital having the diagnostic, medical, logistic, service, and personnel facilities and is ready for hospitalizing the patients.

Medical establishments: all medical centres including hospitals, maternity hospitals and sanatoriums equipped with medical beds.

Medical establishments may be classified in three categories:

- Medical establishments affiliated to the Ministry of Health and Medical Education;
- Private medical establishments;
- Other medical establishments such as those affiliated to the Social Security Organization, charity institutions, Martyr Foundation, Bank Melli, etc.

Hospital: a place, enjoying diagnostic, medical, health, educational and research facilities for medical treatment of outpatients and hospitalization, is established under the licence of the Ministry of Health and Medical Education, with round-the-clock activity and is divided into general and special hospital.

Maternity hospital: a unit with at least 15 beds, one obstetrician as well as one operating room.

Sanatorium: a unit with at least 15 beds, general necessary facilities and services as well as one or more specialized wards, operated by a group of specialists in related fields including mental homes, leper houses, homes for tuberculous people, and addicts.

Health care unit: a unit located in rural areas with more than six thousand population and in all urban areas which covers about 12500 persons. The personnel working in the health care units include: midwife, male and female health associate, and service men.

Maternity facilities: refers to a unit located in a rural area near to the health care and medical centre in which at least three associate midwives, three cleanworkers and an ambulance driver who helps the pregnant woman to have a natural childbirth and transfers the complex cases of childbirths to the nearest hospital.

Health care and medical centres: clinics, polyclinics and health centres. Health centres generally render vaccination services beside medical services.

Independent health and medical centres: those with an independent management, accounting and workplace.

Dependent health and medical centres: the medical centres which are located either inside or next to medical establishments, have not an independent management, accounting and workplace, and are dependent on the parent establishment for workers and credits.

Health home: the unit which is located in a village and often covers other several villages (satellite villages). A total population of 2000 with 2 authorized health attendants (man and woman) is covered by a health home. Male and female health attendants are the workers of health homes and to be native (living at the main village or satellite villages) is one the needed qualifications.

Medical diagnostic laboratory: refers to a medical unit established by permission from the Ministry of Health and Medical Education, which carries out tests of biology microbiology, serology, biochemistry, immunohematology, hematology, biophysics, cellology, histology, cellular and molecular genetics among others on samples taken from human body to obtain information for diagnosis, prevention or treatment continuation or for a health checkup. It includes two types: clinical and anatomical.

Rehabilitation centres: all medical units carrying out only physical treatment. These centres include physiotherapy, work therapy, speech therapy, audiometry, optometry and

technical orthopedics. There are two forms of rehabilitation centres, independent and dependent. The rehabilitation centres located in a hospital or a clinic are "dependent", but those working independently of any other centre are called "independent". Statistics on this area have appeared in Iran Statistical Yearbook since the year 1376.

Diagnostic nuclear treatment institutions: diagnosis and treatment of diseases through application of rays by specialists in radiography, radiography technicians, as well as experimental radiographers holding a work license from the Ministry of Health and Medical Education. In this chapter, radiography centre refers to a place for radiology tests and providing radiography services, the qualification of which is confirmed by the Ministry of Health and Medical Education.

Pharmacy: a medical institute which is established by getting special licence from legal commission of Article 20 and with enjoying a qualified technical official, renders medicine services, and supplying medicine, dried milk, dietary supplements, supplementary foods for infants, disposable medical supplies and standard health and cosmetic products.

Donors: refer to people who go to blood transfusion station and centres for blood donation

Whole blood donation: refers to a process in which the volunteers for blood donation, if eligible (based on scientific criteria) for blood donation and their blood is not harmful for recipient, it is taken and kept in the anti-clot CPD¹ or CPDA²-1 bags.

Frequent blood donor: refers to a blood donor that the time interval between his /her blood donations is less than 12 months.

infrequent blood donor: a blood donor who donates blood in a time interval of more than 12 months.

First time blood donor: refers to a person who successfully donates blood for the first time in the blood centre and does not have any experiences on earlier blood donation.

Packed Red Cells (PRC): after separating of 200 to 250 ml of plasma from the blood, the PRC is produced and kept between 1 to 6 °C.

Fresh Frozen Plasma (FFP): refers to the plasma which is produced directly from the blood or by PRP secondary centrifuge and is immediately frozen. The plasma consist of water, protein(7%) and carbohydrate(3%), and fat. The volume of a unit of plasma resulted from a whole blood is usually between 200 to 250 mlm and this plasma based on the type of anti-clot material should be packed and frozen after 6 to 8 hours after blood donation.

Platelets concentrate: Platelets from the whole blood are prepared by two stage centrifuge. The platelets units should be at least 5.5×10^{10} in the enough amount of plasma (usually 45 to 70 ml). these units can be used individually or in pooled condition (4 to 6 ones) and be sent for the receiver as a single platelet dose.

Centres for supplying livestock: refers to the centres in which livestock is slaughtered and supplied. Other centres include centres for supplying ornamental birds and fishes.

Centres for supplying raw livestock products: refers to the centres supplying red meat and livestock offal.

1. Citrate Phosphate Dextrose

2 . Citrate Phosphate Dextrose Adenine

Centres for supplying raw poultry products:

Refers to the centres supplying chicken meat and offal.

Centres for supplying raw aquatics products:

refers to the centres supplying aquatic meat.

Other Centres for supplying raw products:

refers to the supermarkets, chain stores, meat supermarkes.

Selected information

In the year 1395, the number of physicians and paramedics employed by the University of Medical Science was 46852, and 262845, respectively, out of whom 15868, 4145, 374, 2016, 17452, 2467, 4530, and were general practitioners, dentists, doctor of medical laboratory science, pharmacists, specialist, sub-specialist, and professional doctorate, respectively.

In the year 1395, the number of hospitals was 954 out of which 763 hospitals were state-run and 191 hospitals were run by the private sector, respectively.

In the year 1395, the number of beds in the hospitals was 157303 beds out of which 118156 were operating.

In the year 1395, the number of operating health care and medical centre, health care station and health home was 5517, 4198, and 17854, respectively.

In the year 1395, there were 6625 medical diagnostic laboratories, out of which 43.3 percent was state-run and 56.7 percent was ran by the private sector. In the year 1395 the total number of operating pharmacies were 10937, out of which 12 percent worked round the clock and 88 percent worked in the daytime.

In the year 1395 there were 2270 hospital emergency stations in the country, out of which 828 stations were located in urban area (36.5 %) and 1442 ones were in rural area (63.5%).

In the year 1395, 2665717 blood donators visited the blood centres, and 2127064 blood bags were donated totally.

In the year 1395, there were 1799 veterinarian pharmacies, 1106 livestock vaccination centres and 921 private veterinarian clinics .

18.1. EMPLOYEES IN THE MEDICAL SCIENCES UNIVERSITIES BY OCCUPATION GROUP

Year and Ostan	Total	Physicians ⁽¹⁾	Paramedics	Other employees ⁽²⁾
1380.....	295325	21175	152396	121754
1385.....	321544	29937	173076	118531
1390.....	361627	32493	215950	113184
1391.....	350394	34219	203993	112182
1392 ⁽³⁾	385667	37490	217603	130574
1393.....	413550	42108	233668	137774
1394.....	405910	42393	238869	124648
1395⁽⁴⁾.....	434511	46852	262845	124814
East Azarbayejan	22416	2919	12966	6531
West Azarbayejan	16733	1560	11213	3960
Ardebil	6963	425	4671	1867
Esfahan.....	26968	3225	16218	7525
Alborz	5916	1045	3072	1799
Ilam	4937	465	3274	1198
Bushehr	6982	728	4021	2233
Tehran	47871	6553	23844	17474
Chaharmahal&Bakhtiyari.....	7454	765	4710	1979
South Khorasan	5421	581	3499	1341
Khorasan-e-Razavi.....	32155	3274	19854	9027
North Khorasan	5542	529	3566	1447
Khuzestan ⁽⁵⁾	25879	2742	15139	7998
Zanjan	6971	767	4174	2030
Semnan.....	6529	667	3041	2821
Sistan&Baluchestan	15628	1373	9591	4664
Fars.....	33193	3227	20626	9340
Qazvin.....	6909	727	4094	2088
Qom	4820	521	2826	1473
Kordestan	9011	991	6093	1927
Kerman.....	19023	1993	11900	5130
Kermanshah	12649	1223	8253	3173
Kohgiluyeh&Boyerahmad ⁽⁶⁾	4731	280	3352	1099
Golestan	12472	1376	7988	3108
Gilan	15369	1781	9180	4408
Lorestan	11174	982	7583	2609
Mazandaran	22792	2364	14419	6009
Markazi	8216	945	5027	2244
Hormozgan	9792	699	6431	2662
Hamedan	12191	1125	7969	3097
Yazd	7804	1000	4251	2553

1. Including foreign physicians, dentists, pharmacist, veterinarian too.

2. Including those people not included in physicians and paramedics whether logistic or services personnel,...

3. Excluding Ilam Ostan.

4. Excluding statistics for Ahvaz, Behbahan and Yasuj Medical Science Universities.

5. Excluding statistics for Ahvaz and Behbahan Medical Science Universities.

6. Excluding statistics Yasuj for Medical Science University.

Source: Ministry of Health and Medical Education.

18.2. PHYSICIANS⁽¹⁾ EMPLOYED IN THE MEDICAL SCIENCES UNIVERSITIES BY FIELD AND TYPE OF SPECIALITY

Year and Ostan	Grand total	General practitioner	Dentist	Doctorate in laboratory science	Pharmacist	Specialist	Sub-specialist	Professional doctorate
1380.....	21175	8568	1945	000	1069	9066	000	000
1385.....	29937	13485	2786	000	1327	12258	000	000
1390.....	32493	14901	3625	000	1731	000	000	000
1391.....	34219	14639	2988	000	1317	15275	000	000
1392 ⁽²⁾	37490	14679	3332	000	1635	17844	000	000
1393.....	42108	15304	3714	285	1817	15625	2167	3196
1394.....	42393	15340	3700	285	1896	15679	2159	3334
1395⁽³⁾.....	46852	15868	4145	374	2016	17452	2467	4530
East Azarbayejan.....	2919	463	395	140	69	1397	115	340
West Azarbayejan.....	1560	677	157	17	57	487	51	114
Ardebil.....	425	260	48	3	9	99	3	3
Esfahan.....	3225	1106	365	33	173	1174	147	227
Alborz.....	1045	320	69	4	57	545	50	0
Ilam.....	465	156	40	9	16	178	19	47
Bushehr.....	728	281	86	2	26	242	25	66
Tehran.....	6553	971	302	35	314	3049	674	1208
Chaharmahal&Bakhtiyari.....	765	402	67	3	23	163	35	72
South Khorasan.....	581	182	56	0	34	254	14	41
Khorasan-e-Razavi.....	3274	1188	213	12	193	1186	179	303
North Khorasan.....	529	222	41	3	27	185	14	37
Khuzestan ⁽⁴⁾	2742	1030	162	16	114	1086	138	196
Zanjan.....	767	247	94	2	28	246	34	116
Semnan.....	667	179	36	4	19	289	30	110
Sistan&Baluchestan.....	1373	604	100	4	51	457	47	110
Fars.....	3227	1180	222	14	162	1132	159	358
Qazvin.....	727	238	118	6	28	231	41	65
Qom.....	521	132	53	1	24	213	48	50
Kordestan.....	991	425	59	2	29	371	38	67
Kerman.....	1993	802	283	5	70	552	65	216
Kermanshah.....	1223	527	108	1	51	377	44	115
Kohgiluyeh&Boyerahmad ⁽⁵⁾	280	155	28	2	3	91	1	0
Golestan.....	1376	502	83	16	51	591	50	83
Gilan.....	1781	778	242	7	40	581	133	0
Lorestan.....	982	458	45	2	37	324	33	83
Mazandaran.....	2364	886	291	17	142	727	130	171
Markazi.....	945	339	101	4	57	331	46	67
Hormozgan.....	699	429	63	1	23	173	8	2
Hamedan.....	1125	396	150	7	48	346	36	142
Yazd.....	1000	333	68	2	41	375	60	121

1. Including foreign physicians.

2. Excluding Ilam Ostan.

3. Excluding statistics for Ahvaz and Behbahan and Yasuj Medical Science Universities.

4. Excluding statistics for Ahvaz and Behbahan Medical Science Universities.


5. Excluding statistics for Yasuj Medical Science University.

Source: Ministry of Health, Treatment and Medical Education.

18.1. NUMBER OF PHYSICIANS PER 100000 POPULATION, THE YEAR 1395



For data see Tables 18.2 and 3.9.



18.3. PARAMEDICS EMPLOYED IN THE MEDICAL SCIENCES UNIVERSITIES BY FIELD AND TYPE OF SPECIALITY

Year and Ostan	Grand total	Professional nurse holding B.S. or higher degree	Nurse holding associate's degree	Operating room associate and technician	Anesthetist expert, associate and technician
1380	152394	000	000	2945	000
1385	173076	000	000	3671	000
1390.....	215950	59490	000	5226	4395
1391.....	203993	59295	468	5502	4478
1392.....	217603	65878	495	5395	4320
1393	233668	69931	469	6171	5028
1394	238869	73795	414	6168	5268
1395⁽¹⁾	262845	83355	480	6271	5146
East Azarbayejan	12966	3457	27	148	135
West Azarbayejan	11213	3585	17	121	115
Ardebil.....	4671	2092	5	137	125
Esfahan	16218	6057	46	565	507
Alborz.....	3072	1636	5	47	44
Ilam.....	3274	718	0	55	23
Bushehr.....	4021	869	2	43	25
Tehran	23844	9340	34	922	890
Chaharmahal&Bakhtiari	4710	1462	2	76	37
South Khorasan.....	3499	1075	2	52	34
Khorasan-e-Razavi.	19854	6828	18	349	218
North Khorasan.....	3566	1156	4	126	96
Khuzestan ⁽²⁾	15139	3713	10	422	350
Zanjan.....	4174	1311	9	57	23
Semnan	3041	944	16	64	19
Sistan&Baluchestan	9591	2087	0	289	299
Fars	20626	6912	47	824	684
Qazvin.....	4094	1356	7	71	56
Qom	2826	1206	14	121	159
Kordestan.....	6093	1484	12	105	84
Kerman	11900	3415	10	175	116
Kermanshah.....	8253	2489	0	152	81
Kohgiluyeh&Boyerahmad ⁽³⁾	3352	1071	2	73	72
Golestan	7988	2748	120	115	68
Gilan	9180	3041	30	238	221
Lorestan	7583	2258	2	193	150
Mazandaran	14419	4737	27	288	217
Markazi	5027	1569	1	159	124
Hormozgan	6431	1351	6	75	52
Hamedan	7969	1999	4	146	70
Yazd	4251	1389	1	63	52

18.3. PARAMEDICS EMPLOYED IN THE MEDICAL SCIENCES UNIVERSITIES BY FIELD AND TYPE OF SPECIALITY (continued)

Year and Ostan	Health worker	Health attendant (Behvarz)	Midwife	Other paramedics
1380.....	000	000	8105	000
1385.....	000	27620	10555	000
1390.....	20007	28691	16429	81712
1391.....	14238	29528	17034	73450
1392.....	11912	29291	17979	82333
1393.....	12776	31783	19921	87589
1394.....	10713	30131	21068	91312
1395⁽¹⁾.....	11657	30868	23753	101315
East Azarbayejan.....	41	1329	1342	6487
West Azarbayejan.....	413	1716	1301	3945
Ardebil.....	185	783	325	1019
Esfahan.....	1215	1173	1420	5235
Alborz.....	73	128	585	554
Ilam.....	134	334	237	1773
Bushehr.....	418	451	456	1757
Tehran.....	689	467	1764	9738
Chaharmahal&Bakhtiari.....	199	594	460	1880
South Khorasan.....	112	466	215	1543
Khorasan-e-Razavi.....	407	2234	1705	8095
North Khorasan.....	60	534	429	1161
Khuzestan ⁽²⁾	1503	1765	1883	5493
Zanjan.....	195	650	410	1519
Semnan.....	103	123	264	1508
Sistan&Baluchestan.....	920	1700	764	3532
Fars.....	1294	2017	1486	7362
Qazvin.....	102	494	424	1584
Qom.....	142	76	247	861
Kordestan.....	271	1091	638	2408
Kerman.....	900	1597	1033	4654
Kermanshah.....	196	1128	585	3622
Kohgiluyeh&Boyerahmad ⁽³⁾	160	598	381	995
Golestan.....	62	1233	822	2820
Gilan.....	251	1688	739	2972
Lorestan.....	63	1118	670	3129
Mazandaran.....	253	2317	1214	5366
Markazi.....	168	730	448	1828
Hormozgan.....	355	1009	521	3062
Hamedan.....	537	1051	628	3534
Yazd.....	236	274	357	1879

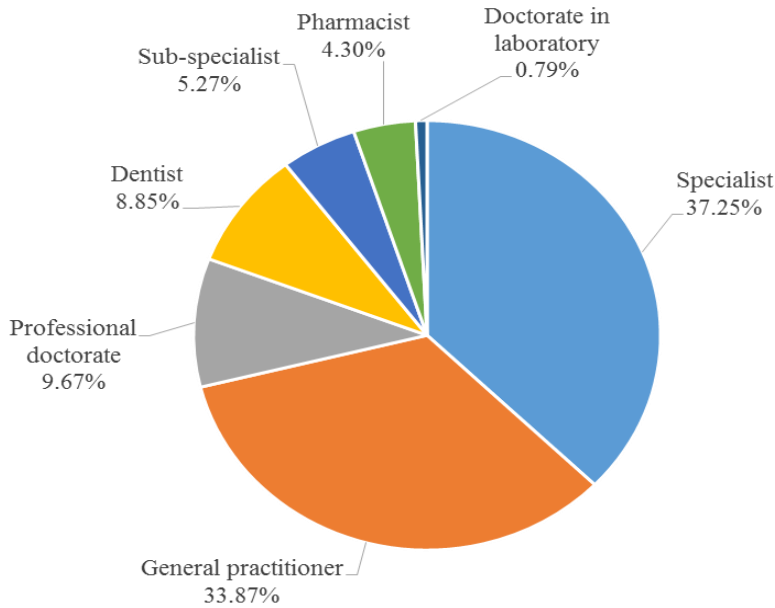
1. Excluding statistics for Ahvaz and Behbahan and Yasuj Medical Science Universities.

2. Excluding statistics for Ahvaz and Behbahan Medical Science Universities.

3. Excluding statistics for Yasuj Medical Science University.

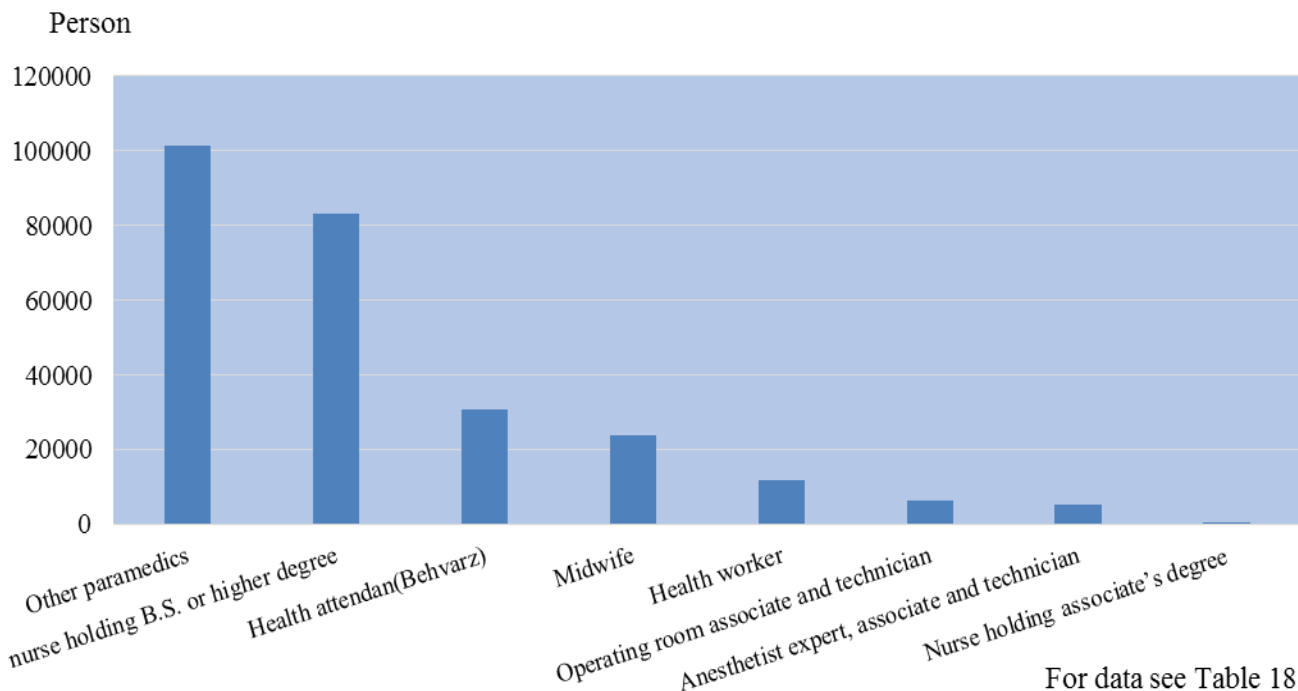
Source: Ministry of Health and Medical Education.

18.2. DISTRIBUTION OF PHYSICIANS EMPLOYED IN THE MINISTRY OF HEALTH AND MEDICAL EDUCATION BY FIELD OF SPECIALITY, THE YEAR 1395



For data see Table 18.2.

18.3. PARAMEDICS EMPLOYED IN THE MEDICAL SCIENCES UNIVERSITIES BY FIELD AND TYPE OF SPECIALITY, THE YEAR 1395



For data see Table 18.3

18.4. NUMBER OF OPERATING HOSPITALS AND FIXED BEDS BY TYPE OF AFFILIATION

Year and Ostan	Grand total		Public					
			Medical Science University		Social Security		Other public institutions and organizations	
	Operating hospitals	Fixed beds	Operating hospitals	Fixed beds	Operating hospitals	Fixed beds	Operating hospitals	Fixed beds
1380	000	000	000	000	000	000	000	000
1385	000	000	000	000	000	000	000	000
1390	000	000	000	000	000	000	000	000
1391	000	000	000	000	000	000	000	000
1392	000	000	000	000	000	000	000	000
1393	895	144901	555	100701	70	11804	96	12480
1394	899	148035	562	102859	68	11976	93	12640
1395	954	157303	594	107403	72	12021	97	13965
East Azarbayejan	50	8095	36	6222	2	406	5	504
West Azarbayejan	30	5189	24	4404	1	256	2	204
Ardebil	15	2824	10	2290	2	244	1	128
Esfahan	63	10086	42	6847	4	988	5	710
Alborz	17	2609	11	1469	1	316	0	0
Ilam	11	1104	9	1018	0	0	0	0
Bushehr	17	1759	9	1193	3	274	5	292
Tehran	162	35380	51	15712	12	2919	31	7352
Chaharmahal&Bakhtiyari...	9	1509	8	1307	1	202	0	0
South Khorasan	12	1075	10	857	1	186	1	32
Khorasan-e-Razavi	66	13488	44	10395	3	539	4	323
North Khorasan	10	1103	8	951	1	102	1	50
Khuzestan	55	8397	32	5387	6	520	12	1993
Zanjan	13	1746	9	1406	2	190	1	50
Semnan	10	2065	8	1757	1	124	1	120
Sistan&Baluchestan	21	3140	17	2742	2	256	2	92
Fars	75	13151	52	10341	1	300	5	454
Qazvin	15	2301	8	1415	2	345	0	0
Qom	10	2260	6	1510	1	120	1	118
Kordestan	18	2816	14	2492	2	210	1	64
Kerman	34	4819	20	3220	3	570	4	442
Kermanshah	23	3454	17	2711	2	230	2	228
Kohgiluyeh&Boyerahmad..	9	775	5	611	1	32	2	82
Golestan	24	3141	16	2340	2	350	1	50
Gilan	35	5154	25	3919	1	270	1	60
Lorestan	25	2817	16	2135	3	320	2	50
Mazandaran	44	5999	30	4756	5	460	1	35
Markazi	19	2340	14	1808	3	320	0	0
Hormozgan	21	2426	14	1592	1	300	4	406
Hamedan	21	3115	16	2499	2	416	1	50
Yazd	20	3166	13	2097	1	256	1	76

18.4. NUMBER OF OPERATING HOSPITALS AND FIXED BEDS BY TYPE OF AFFILIATION (continued)

Year and Ostan	Non-public			
	Charity		Private	
	Operating hospitals	Fixed beds	Operating hospitals	Fixed beds
1380	000	000	000	000
1385	000	000	000	000
1390	000	000	000	000
1391	000	000	000	000
1392	000	000	000	000
1393	28	4168	146	15748
1394	30	4322	146	16238
1395	32	4906	159	19008
East Azarbayejan	1	160	6	803
West Azarbayejan.....	0	0	3	325
Ardebil.....	0	0	2	162
Esfahan.....	4	382	8	1159
Alborz.....	0	0	5	824
Ilam.....	0	0	2	86
Bushehr.....	0	0	0	0
Tehran	9	925	59	8472
Chaharmahal&Bakhtiari...	0	0	0	0
South Khorasan.....	0	0	0	0
Khorasan-e-Razavi	7	1082	8	1149
North Khorasan.....	0	0	0	0
Khuzestan	1	105	4	392
Zanjan	0	0	1	100
Semnan	0	0	0	64
Sistan&Baluchestan.....	0	50	0	0
Fars	3	1030	14	1026
Qazvin.....	1	100	4	441
Qom.....	2	512	0	0
Kordestan.....	0	0	1	50
Kerman	1	125	6	462
Kermanshah	0	0	2	285
Kohgiluyeh&Boyerahmad..	0	0	1	50
Golestan	0	0	5	401
Gilan	0	0	8	905
Lorestan	0	0	4	312
Mazandaran	0	0	8	748
Markazi	0	0	2	212
Hormozgan	0	0	2	128
Hamedan	1	50	1	100
Yazd	2	385	3	352

Source: Ministry of Health and Medical Education.

18.5. NUMBER OF OPERATING BEDS IN HOSPITAL WARDS

Year and Ostan	Total	Psychological	Burn	Intensive care unit (ICU)	Coronary care unit (CCU)	Neonatal intensive care unit (NICU)	Other
1380	000	000	000	000	000	000	000
1385	000	000	000	000	000	000	000
1390	000	000	000	000	000	000	000
1391	000	000	000	000	000	000	000
1392	000	000	000	000	000	000	000
1393	110485	10299	887	6374	4887	2169	85869
1394 ⁽¹⁾	110873	8935	840	6628	4849	2405	87216
1395	118156	9870	894	7642	5331	2771	91648
East Azarbayejan	6208	655	50	416	220	136	4731
West Azarbayejan.....	4009	143	30	240	154	77	3365
Ardebil.....	1787	185	10	86	56	27	1423
Esfahan.....	7653	811	56	456	293	138	5899
Alborz.....	2382	7	11	243	121	85	1915
Ilam.....	720	49	11	36	38	13	573
Bushehr.....	924	49	24	65	47	27	712
Tehran	28156	3142	123	2260	1431	662	20538
Chaharmahal&Bakhtiari...	1396	138	10	49	43	37	1119
South Khorasan.....	1173	86	14	79	49	41	904
Khorasan-e-Razavi	8852	924	59	537	285	288	6759
North Khorasan.....	1018	32	10	43	36	38	859
Khuzestan	6912	595	79	366	353	147	5372
Zanjan	1571	120	17	82	46	44	1262
Semnan	1335	49	8	86	51	28	1113
Sistan&Baluchestan.....	2278	141	38	125	76	57	1841
Fars	6086	712	36	413	301	164	4460
Qazvin.....	1853	70	18	97	91	25	1552
Qom	1642	84	16	111	66	42	1323
Kordestan.....	2100	135	14	100	79	39	1733
Kerman	3723	410	36	233	216	80	2748
Kermanshah	2892	157	34	169	110	61	2361
Kohgiluyeh&Boyerahmad..	917	107	14	39	25	23	709
Golestan	2526	86	21	172	153	46	2048
Gilan	3495	222	14	169	158	32	2900
Lorestan	2322	108	22	142	139	90	1821
Mazandaran	5038	215	34	385	285	124	3995
Markazi	2008	30	20	109	95	29	1725
Hormozgan	2228	84	15	109	93	64	1863
Hamedan	2737	171	32	137	84	36	2277
Yazd	2215	153	18	88	137	71	1748

1. Revised figures. (Number of beds in the psychological ward have been revised in Makazi Ostan from 5995 to 30 beds and for Kerman Ostans from 44 to 371 beds, respectively.)

Source: Ministry of Health and Medical Education.

18.6. ESTABLISHMENTS OFFERING PRIMARY HEALTH CARE

Year and Ostan	Health and medical centres			Health care station			Maternity facilities	Operating health homes
	Total	Urban	Rural	Total	Urban	Rural		
1380.....	000	000	000	000	000	000	000	000
1385.....	000	000	000	000	000	000	000	12166
1390.....	000	000	000	000	000	000	000	17649
1391.....	000	000	000	000	000	000	000	17714
1392.....	000	000	000	000	000	000	000	17749
1393.....	4657	2376	2281	2401	2278	123	274	17644
1394 ⁽¹⁾	4672	2394	2278	2915	2776	139	257	17792
1395.....	5517	2820	2697	4198	4021	177	299	17854
East Azarbayejan.....	280	145	135	207	184	23	14	1072
West Azarbayejan.....	224	109	115	115	109	6	12	985
Ardebil.....	112	53	59	64	64	0	8	509
Esfahan.....	294	205	89	268	268	0	6	557
Alborz.....	82	67	15	214	203	11	0	75
Ilam.....	63	36	27	50	50	0	7	204
Bushehr.....	86	55	31	76	76	0	7	223
Tehran.....	304	250	54	712	679	33	1	278
Chaharmahal&Bakhtiyari.....	120	61	59	75	72	3	4	314
South Khorasan.....	100	38	62	65	61	4	5	322
Khorasan-e-Razavi.....	399	209	190	487	465	22	10	1379
North Khorasan.....	91	30	61	58	54	4	6	368
Khuzestan.....	292	180	112	193	184	9	15	931
Zanjan.....	114	45	69	78	78	0	8	448
Semnan.....	78	53	25	18	18	0	1	136
Sistan&Baluchestan.....	236	79	157	115	110	5	35	941
Fars.....	618	282	336	145	131	14	52	1094
Qazvin.....	87	44	43	99	99	0	5	277
Qom.....	56	47	9	123	118	5	0	59
Kordestan.....	151	78	73	115	115	0	3	619
Kerman.....	213	97	116	122	116	6	14	859
Kermanshah.....	132	73	59	144	144	0	12	649
Kohgiluyeh&Boyerahmad.....	70	27	43	52	49	3	11	351
Golestan.....	145	47	98	51	47	4	6	609
Gilan.....	193	96	97	47	46	1	3	975
Lorestan.....	152	73	79	44	41	3	5	644
Mazandaran.....	297	96	201	78	76	2	10	1288
Markazi.....	122	62	60	122	122	0	7	393
Hormozgan.....	159	64	95	115	110	5	30	557
Hamedan.....	162	70	92	55	41	14	0	567
Yazd.....	85	49	36	91	91	0	2	171

1. Revised figures.(The number of operating health home have been revised from 428 to 368 homes)

Source: Ministry of Health and Medical Education.

18.7. MEDICAL DIAGNOSTIC LABORATORY BY TYPE OF AFFILIATION

Year and Ostan	Total	Public			Non-public	
		Medical Science University	Social Security	Other public institutions and organizations	Charity	Private
1380	3701	1873	000	000	000	1355
1385	4414	2071	000	000	000	1768
1390	4850	2075	000	000	000	2156
1391	5207	2174	000	000	000	2341
1392	5303	2159	000	000	000	2424
1393	5481	2234	246	311	157	2533
1394	5639	2340	261	305	145	2588
1395	6625	2269	280	321	141	3614
East Azarbayejan	266	103	10	11	2	140
West Azarbayejan.....	174	97	8	3	0	66
Ardebil.....	50	12	3	6	1	28
Esfahan.....	454	169	33	34	13	205
Alborz.....	165	11	6	11	1	136
Ilam.....	61	37	2	3	0	19
Bushehr.....	76	47	6	6	0	17
Tehran	1969	89	26	68	63	1723
Chaharmahal&Bakhtiyari...	126	104	6	1	0	15
South Khorasan.....	38	17	4	3	0	14
Khorasan-e-Razavi	442	218	16	25	21	162
North Khorasan.....	72	50	4	4	1	13
Khuzestan	257	80	23	24	3	127
Zanjan	43	10	7	4	0	22
Semnan	66	39	5	4	0	18
Sistan&Baluchestan.....	116	81	8	4	1	22
Fars	474	230	10	21	9	204
Qazvin.....	85	37	9	4	1	34
Qom	53	7	4	4	13	25
Kordestan.....	56	14	4	3	0	35
Kerman	195	113	11	10	5	56
Kermanshah	134	73	6	11	0	44
Kohgiluyeh&Boyerahmad..	66	41	4	2	0	19
Golestan	116	43	7	10	0	56
Gilan	195	82	10	7	1	95
Lorestan	88	48	6	1	0	33
Mazandaran	279	122	16	7	0	134
Markazi	135	79	8	7	0	41
Hormozgan	114	73	3	12	1	25
Hamedan	125	61	6	5	3	50
Yazd	135	82	9	6	2	36

Source: Ministry of Health and Medical Education.

18.8. REHABILITATION CENTRES⁽¹⁾ BY TYPE OF AFFILIATION

Year and Ostan	Total	Public			Non-public	
		Medical Science University	Social Security	Other public institutions and organizations	Charity	Private
1380.....	1679	225	000	000	000	953
1385.....	2704	319	000	000	000	1789
1390.....	4522	378	000	000	000	3378
1391.....	5337	438	000	000	000	4027
1392.....	5542	437	000	000	000	4375
1393.....	6266	445	103	511	126	5081
1394.....	7001	512	121	566	136	5666
1395.....	7449	550	134	630	151	5984
East Azarbayejan.....	147	9	0	11	3	124
West Azarbayejan.....	178	9	1	6	0	162
Ardebil.....	56	8	1	2	0	45
Esfahan.....	457	38	9	60	5	345
Alborz.....	277	10	3	9	1	254
Ilam.....	43	2	0	0	0	41
Bushehr.....	78	3	2	9	0	64
Tehran.....	1876	123	62	145	83	1463
Chaharmahal&Bakhtiyari....	79	6	1	12	0	60
South Khorasan.....	106	5	0	25	5	71
Khorasan-e-Razavi.....	687	41	14	35	9	588
North Khorasan.....	10	0	0	2	0	8
Khuzestan.....	410	23	2	40	0	345
Zanjan.....	69	9	0	10	1	49
Semnan.....	67	19	1	14	1	32
Sistan&Baluchestan.....	155	29	1	6	0	119
Fars.....	660	40	6	55	20	539
Qazvin.....	114	10	2	11	3	88
Qom.....	113	7	4	4	5	93
Kordestan.....	97	2	0	12	0	83
Kerman.....	131	18	4	24	4	81
Kermanshah.....	183	17	4	10	0	152
Kohgiluyeh&Boyerahmad..	52	2	2	14	0	34
Golestan.....	175	6	3	14	0	152
Gilan.....	229	10	0	11	1	207
Lorestan.....	126	12	1	16	0	97
Mazandaran.....	315	24	2	14	0	275
Markazi.....	148	11	1	8	2	126
Hormozgan.....	78	7	3	13	0	55
Hamedan.....	145	24	2	8	0	111
Yazd.....	188	26	3	30	8	121

1. Including physiotherapy, work therapy, speech therapy, audiometry, optometry, and technical orthopedics.

Source: Ministry of Health and Medical Education.

18.9. DIAGNOSTIC NUCLEAR TREATMENT INSTITUTIONS BY TYPE OF AFFILIATION

Year and Ostan	Total	Public			Non-public	
		Medical Science University	Social Security	Other public institutions and organizations	Charity	Private
1380	1801	667	000	000	000	815
1385	2227	761	000	000	000	1087
1390	2802	726	000	000	000	1421
1391	3231	900	000	000	000	1767
1392	2825	748	000	000	000	1523
1393	2889	661	160	212	110	1746
1394	3070	716	168	232	114	1840
1395	3246	805	171	237	104	1929
East Azarbayejan	164	50	7	10	1	96
West Azarbayejan.....	88	24	9	4	2	49
Ardebil.....	35	10	2	0	0	23
Esfahan.....	242	59	18	20	7	138
Alborz.....	108	15	5	8	2	78
Ilam.....	19	9	1	0	0	9
Bushehr.....	45	16	6	4	0	19
Tehran	783	45	16	53	42	627
Chaharmahal&Bakhtiyari...	28	12	1	4	0	11
South Khorasan.....	26	13	4	3	1	5
Khorasan-e-Razavi	226	58	6	22	15	125
North Khorasan.....	28	11	2	2	0	13
Khuzestan	156	42	10	16	4	84
Zanjan	37	14	3	2	1	17
Semnan	32	10	4	5	1	12
Sistan&Baluchestan.....	42	18	3	2	1	18
Fars	209	79	5	14	8	103
Qazvin.....	61	17	8	2	2	32
Qom	44	7	4	4	9	20
Kordestan.....	40	15	4	4	0	17
Kerman	95	36	6	6	1	46
Kermanshah	80	26	4	7	0	43
Kohgiluyeh&Boyerahmad..	45	22	4	5	0	14
Golestan	74	26	4	4	0	40
Gilan	90	23	2	1	0	64
Lorestan	60	16	7	5	1	31
Mazandaran	148	43	7	2	0	96
Markazi	48	15	5	5	0	23
Hormozgan	72	36	2	12	0	22
Hamedan	60	16	6	5	4	29
Yazd	61	22	6	6	2	25

Source: Ministry of Health and Medical Education.

18.10. PHARMACIES BY AFFILIATION TYPE AND WORKING TIME

Year and Ostan	Total	Public			Non-public		Working time	
		Medical Science University	Social Security	Other public institutions and organizations	Charity	Private	Day ⁽¹⁾	Day & night
1380.....	5918	348	000	000	000	5360	5404	514
1385.....	7358	467	000	000	000	6650	6302	1056
1390.....	8484	423	000	000	000	7666	0	0
1391.....	9501	828	000	000	000	8253	8403	1098
1392.....	9625	512	000	000	000	8672	8505	1120
1393.....	10069	518	149	248	71	9083	8821	1248
1394 ⁽²⁾	9973	588	156	288	49	8892	8853	1332
1395.....	10937	574	168	223	43	9929	9588	1349
East Azarbayejan	593	33	14	7	1	538	512	81
West Azarbayejan	384	26	9	8	0	341	353	31
Ardebil	159	10	1	4	1	143	140	19
Esfahan.....	826	16	3	4	1	802	746	80
Alborz	425	29	7	5	0	384	376	49
Ilam.	121	62	1	2	0	56	101	20
Bushehr	113	11	10	6	0	86	100	13
Tehran	2478	65	10	43	13	2347	2223	255
Chaharmahal& Bakhtiyari.....	94	2	0	2	0	90	84	10
South Khorasan.....	83	10	1	3	0	69	75	8
Khorasan-e-Razavi...	837	34	16	13	5	769	740	97
North Khorasan.....	96	8	4	2	0	82	83	13
Khuzestan.....	638	32	32	34	6	534	582	56
Zanjan	109	2	0	2	0	105	97	12
Semnan.....	76	4	1	4	0	67	70	6
Sistan&Baluchestan .	168	6	0	2	1	159	137	31
Fars.....	764	57	16	16	3	672	632	132
Qazvin	146	8	3	2	1	132	126	20
Qom.....	164	6	1	2	6	149	139	25
Kordestan	145	3	5	3	0	134	121	24
Kerman.....	308	23	5	9	2	269	256	52
Kermanshah	244	19	2	5	0	218	200	44
Kohgiluyeh& Boyerahmad	81	5	4	4	0	68	67	14
Golestan	226	15	2	6	0	203	188	38
Gilan.....	342	1	0	1	0	340	298	44
Lorestan.....	195	5	10	6	0	174	166	29
Mazandaran.....	503	34	6	7	0	456	457	46
Markazi	160	14	4	4	0	138	127	33
Hormozgan.....	136	21	1	13	1	100	110	26
Hamedan	153	1	0	0	0	152	130	23
Yazd	170	12	0	4	2	152	152	18

1. Including pharmacies working part-time and full-time.

2. Revised figures.(The number of Khuzestan charity pharmacies has been revised from 213 to 1 unit)

Source: Ministry of Health and Medical Education.

18.11. NUMBER OF HEALTH CENTRES, CLINICS, AND POLYCLINICS BY TYPE OF AFFILIATION

Year and Ostan	Total	Public			Non-public	
		Medical Science University	Social Security	Other public institutions and organizations	Charity	Private
1380	000	000	000	000	000	000
1385	000	000	000	000	000	000
1390	000	000	000	000	000	000
1391	000	000	000	000	000	000
1392	000	000	000	000	000	000
1393	3463	827	243	604	260	1529
1394	4168	1180	270	607	269	1842
1395	4423	1207	297	653	280	1986
East Azarbayejan	228	45	14	41	5	123
West Azarbayejan.....	129	60	12	19	2	36
Ardebil.....	72	14	4	9	5	40
Esfahan.....	388	67	32	64	32	193
Alborz.....	95	1	6	13	4	71
Ilam.....	27	0	2	8	4	13
Bushehr.....	52	13	10	18	0	11
Tehran	720	16	14	85	97	508
Chaharmahal&Bakhtiyari....	38	12	6	5	1	14
South Khorasan.....	47	24	6	8	8	1
Khorasan-e-Razavi	264	28	11	45	34	146
North Khorasan.....	44	12	4	12	2	14
Khuzestan	204	41	26	46	10	81
Zanjan	43	14	7	9	1	12
Semnan	50	15	8	15	1	11
Sistan&Baluchestan.....	194	132	8	14	5	35
Fars	232	51	13	37	19	112
Qazvin.....	67	20	9	6	1	31
Qom	67	11	4	8	17	27
Kordestan.....	42	15	5	6	5	11
Kerman	146	28	11	20	8	79
Kermanshah	95	26	5	17	0	47
Kohgiluyeh&Boyerahmad	40	9	3	6	0	22
Golestan	83	20	7	10	2	44
Gilan	104	18	12	19	2	53
Lorestan	56	14	10	12	1	19
Mazandaran	151	38	14	30	1	68
Markazi	46	5	5	15	6	15
Hormozgan	317	227	11	27	1	51
Hamedan	266	214	6	13	4	29
Yazd	116	17	12	16	2	69

Source: Ministry of Health and Medical Education.

18.12. NUMBER OF EMERGENCY MEDICAL SERVICES STATIONS

Year and Ostan	Total	Urban	Rural
1380	000	000	000
1385	000	000	000
1390	000	000	000
1391	000	000	000
1392	000	000	000
1393	2022	822	1200
1394 ⁽¹⁾	2159	769	1390
1395	2270	828	1442
East Azarbayejan	105	41	64
West Azarbayejan.....	72	30	42
Ardebil.....	42	20	22
Esfahan.....	151	73	78
Alborz.....	48	23	25
Ilam.....	36	12	24
Bushehr.....	46	14	32
Tehran	71	29	42
Chaharmahal&Bakhtiari	45	16	29
South Khorasan.....	60	13	47
Khorasan-e-Razavi	192	83	109
North Khorasan.....	36	11	25
Khuzestan	149	58	91
Zanjan	48	15	33
Semnan	45	9	36
Sistan&Baluchestan.....	120	26	94
Fars	172	54	118
Qazvin.....	38	11	27
Qom	39	21	18
Kordestan.....	43	15	28
Kerman	132	34	98
Kermanshah	54	26	28
Kohgiluyeh&Boyerahmad.....	39	14	25
Golestan	52	19	33
Gilan	61	24	37
Lorestan	58	19	39
Mazandaran	97	38	59
Markazi	47	19	28
Hormozgan	75	23	52
Hamedan	50	20	30
Yazd	47	18	29

1. Revised figures.(The number of Tehran emergency medical services stations has been revised to 27 urban stations and 37 rural stations)

Source: Ministry of Health and Medical Education.

**18.13. PRODUCED BLOOD PRODUCTS AND DISTRIBUTED TO THE MEDICAL CENTRES
BY THREE MAJOR PRODUCTS, THE YEAR 1395 (UNIT)**

Ostan	Produced blood products			Distributed blood products among medical centres		
	Packed Red Cells (PRC)	Fresh frozen plasma (FFP)	Platelets concentrate	Packed Red Cells (PRC)	Fresh frozen plasma (FFP)	Platelets concentrate
Total country.....	2158837	1982999	1223268	1986816	725445	976589
East Azarbayejan	90930	85464	48839	84525	44470	47200
West Azarbayejan.....	69682	63017	24976	55270	17300	23232
Ardebil.....	36311	34513	10713	21107	9309	7447
Esfahan	219456	212959	132587	119983	53318	69191
Alborz.....	57274	50551	8720	38264	12516	6175
Ilam.....	12774	11750	3645	10193	2683	2250
Bushehr.....	32949	23364	11024	28262	8292	9048
Tehran.....	351089	340697	276815	422563	168657	275533
Chaharmahal&Bakhtiari....	24340	22365	10631	18090	9949	8670
South Khorasan.....	20070	17551	5927	10680	4345	4740
Khorasan-e-Razavi	135615	127124	95570	134804	58348	74295
North Khorasan.....	16640	15943	11645	9441	5196	4348
Khuzestan	115493	98620	74061	135195	37522	43682
Zanjan.....	22762	22153	9513	19385	5019	8276
Semnan	32496	30907	5212	15678	8342	4226
Sistan&Baluchestan.....	69447	64976	20803	93161	19766	13758
Fars	158709	141407	110874	155966	63760	93995
Qazvin.....	34856	32860	18801	25124	10296	16749
Qom	38312	34897	15015	26093	13373	12683
Kordestan.....	23695	21845	15104	21468	9501	12338
Kerman	71548	67486	39413	64574	20612	29645
Kermanshah	54777	52363	36073	44694	16549	33966
Kohgiluyeh&Boyerahmad....	16118	12100	7383	15219	4123	4556
Golestan.....	48506	43877	26368	47761	14242	18916
Gilan	70694	50349	21790	75518	10239	19195
Lorestan	35743	33234	13278	23649	10067	9088
Mazandaran	127185	110430	70758	119950	26120	36870
Markazi.....	41229	40976	25447	25818	12983	23576
Hormozgan	56027	49819	20839	55191	12891	17066
Hamedan.....	34902	33025	27761	33715	21834	23770
Yazd	39208	36377	23683	35475	13823	22105

Source: Iranian Blood Transfusion Organization (IBTO).

18.14. DONORS AND AMOUNT OF DONATED BLOODS BY GENDER AND DONATION STATUS: THE YEAR 1395
(Person-blood bag)

Ostan	Donors (person)	Amount of whole blood donation (blood bag)	Whole blood donation by gender		Whole blood donation by donation status		
			Male	Female	Frequent	Infrequent	First time
Total country	2665717	2127064	2034343	92721	1150139	594030	382895
East Azarbayejan	114097	94522	91959	2563	50039	27433	17050
West Azarbayejan.....	84507	72254	70139	2115	35918	19536	16800
Ardebil.....	45287	35855	34105	1750	17975	10966	6914
Esfahan	162058	128174	124213	3961	72334	33627	22213
Alborz.....	78536	61202	58781	2421	26653	16595	17954
Ilam.....	16984	12912	12204	708	7084	4108	1720
Bushehr.....	47021	34019	32538	1481	20861	8943	4215
Tehran.....	424581	364810	349470	15340	163785	118321	82704
Chaharmahal&Bakhtiyari ..	31311	24959	24245	714	13365	8213	3381
South Khorasan.....	24637	20688	19314	1374	12483	4552	3653
Khorasan-e-Razavi	183450	137997	129834	8163	71999	37674	28324
North Khorasan.....	23782	16969	15911	1058	10173	4159	2637
Khuzestan	159069	119852	117165	2687	69024	30589	20239
Zanjan	30313	23374	22077	1297	12552	6604	4218
Semnan	47701	35236	33174	2062	25717	6960	2559
Sistan&Baluchestan.....	85334	70150	65353	4797	43445	16521	10184
Fars	221722	161881	155264	6617	87836	48313	25732
Qazvin.....	47596	35298	33011	2287	19099	9546	6653
Qom	47953	40501	38541	1960	22791	10363	7347
Kordestan.....	37256	24408	22811	1597	15991	8417	0
Kerman	90986	73377	69437	3940	43730	18313	11334
Kermanshah	67186	55513	51795	3718	27060	15273	13180
Kohgiluyeh&Boyerahmad.	22292	17490	17029	461	9982	5510	1998
Golestan.....	58640	49298	46988	2310	29050	12493	7755
Gilan	85891	74807	72134	2673	41648	20564	12595
Lorestan	50802	36306	33228	3078	20580	11832	3894
Mazandaran	151479	129625	125685	3940	78261	32943	18421
Markazi.....	51948	43307	40019	3288	23692	10387	9228
Hormozgan	68288	56860	54880	1980	32592	12018	12250
Hamedan.....	52127	35447	34136	1311	20280	10878	4289
Yazd	52883	39973	38903	1070	24140	12379	3454

Source: Iran Blood Transfusion Organization.

18.15. NUMBER OF THE EMPLOYED ⁽¹⁾ IN THE GOVERNMENTAL VETERINARY SECTOR BY OCCUPATIONAL FIELD THE YEAR 1395

Ostan	Grand total	Veterinarian	Occupational fields ⁽²⁾ by expertise		Veterinarian with associate's degree	Veterinary technician	Other occupation al fields
			Technical expert	Non- technical expert			
Total country.....	6579	1730	1671	691	1274	119	1094
Central Organization.....	313	91	38	69	2	1	112
East Azarbayejan.....	339	101	80	33	69	1	55
West Azarbayejan.....	216	77	67	22	26	2	22
Ardebil.....	184	44	48	22	31	4	35
Esfahan.....	358	84	76	36	94	14	54
Alborz.....	101	39	15	7	17	2	21
Ilam.....	174	32	61	19	34	1	27
Bushehr.....	179	38	43	14	43	0	41
Tehran.....	268	112	69	25	24	0	38
Chaharmahal&Bakhtiari..	163	41	42	17	27	9	27
South Khorasan.....	163	40	29	14	61	2	17
Khorasan-e-Razavi.....	414	125	131	23	56	15	64
North Khorasan.....	150	30	44	20	27	1	28
Khuzestan.....	288	57	56	30	60	5	80
Zanjan.....	126	28	20	23	26	6	23
Semnan.....	132	40	35	25	15	9	8
Sistan&Baluchestan.....	172	31	45	15	55	4	22
Fars.....	326	105	44	35	83	6	53
Qazvin.....	137	41	51	14	14	2	15
Qom.....	98	26	23	18	13	3	15
Kordestan.....	153	40	44	10	28	0	31
Kerman.....	360	81	120	14	101	2	42
Kermanshah.....	193	42	37	28	37	4	45
Kohgiluyeh&Boyerahmad..	131	23	23	11	37	4	33
Golestan.....	188	53	59	23	35	0	18
Gilan.....	182	57	61	17	24	2	21
Lorestan.....	197	31	85	16	37	5	23
Mazandaran.....	324	98	82	29	80	7	28
Markazi.....	149	32	45	16	16	2	38
Hormozgan.....	131	24	31	17	41	2	16
Hamedan.....	152	34	39	20	36	3	20
Yazd.....	118	33	28	9	25	1	22

1. Excluding people working for Higher Education Centres.

2. Including experts and senior experts.

Sources: Iran Veterinary Organization- Ministry of Agriculture-Jahad.

18.16. NUMBER OF THE EMPLOYED⁽¹⁾ IN THE NON-GOVERNMENTAL VETERINARY SECTOR BY OCCUPATIONAL FIELD, THE YEAR 1395

Ostan	Grand total	Veterinarian	Occupational fields ⁽²⁾ by expertise		Veterinarian with associate's degree	Veterinary technician	Other occupational fields
			Technical Expert	Non- technical expert			
Total country.....	000	000	000	000	000	000	000
East Azarbayejan	000	000	000	000	000	000	000
West Azarbayejan.....	000	000	000	000	000	000	000
Ardebil.....	000	000	000	000	000	000	000
Esfahan	000	000	000	000	000	000	000
Alborz.....	000	000	000	000	000	000	000
Ilam.....	000	000	000	000	000	000	000
Bushehr.....	000	000	000	000	000	000	000
Tehran.....	000	000	000	000	000	000	000
Chaharmahal&Bakhtiari ..	000	000	000	000	000	000	000
South Khorasan.....	000	000	000	000	000	000	000
Khorasan-e-Razavi	000	000	000	000	000	000	000
North Khorasan.....	000	000	000	000	000	000	000
Khuzestan	000	000	000	000	000	000	000
Zanjan	000	000	000	000	000	000	000
Semnan	000	000	000	000	000	000	000
Sistan&Baluchestan.....	000	000	000	000	000	000	000
Fars	000	000	000	000	000	000	000
Qazvin.....	000	000	000	000	000	000	000
Qom	000	000	000	000	000	000	000
Kordestan.....	000	000	000	000	000	000	000
Kerman	000	000	000	000	000	000	000
Kermanshah	000	000	000	000	000	000	000
Kohgiluyeh&Boyerahmad.	000	000	000	000	000	000	000
Golestan.....	000	000	000	000	000	000	000
Gilan	000	000	000	000	000	000	000
Lorestan	000	000	000	000	000	000	000
Mazandaran	000	000	000	000	000	000	000
Markazi.....	000	000	000	000	000	000	000
Hormozgan	000	000	000	000	000	000	000
Hamedan.....	000	000	000	000	000	000	000
Yazd	000	000	000	000	000	000	000

1. Excluding employed people in Higher Education Centres.

2. Including experts and senior experts.

Sources: Iran Veterinary Organization – Ministry of Agriculture-Jahad.

18.17. OPERATING MEDICAL CENTRES IN THE PRIVATE VETERINARY SECTOR, THE YEAR 1395

Ostan	Veterinary pharmacy	Livestock vaccination centres	Veterinary clinic	Veterinary hospital	Veterinary lab
Total country.....	1799	1106	921	68	279
East Azarbayejan	144	44	25	0	14
West Azarbayejan.....	169	134	20	9	20
Ardebil.....	59	54	0	0	2
Esfahan	133	80	116	6	27
Alborz.....	23	11	36	5	13
Ilam.....	29	11	15	0	3
Bushehr.....	10	4	5	0	2
Tehran.....	67	32	193	17	39
Chaharmahal&Bakhtiari....	49	25	3	0	5
South Khorasan.....	21	11	17	1	3
Khorasan-e-Razavi	107	79	102	2	15
North Khorasan.....	18	21	3	1	0
Khuzestan	62	51	49	0	12
Zanjan.....	27	19	3	0	4
Semnan	24	21	7	1	10
Sistan&Baluchestan.....	16	20	10	0	1
Fars	132	88	18	2	12
Qazvin.....	32	14	1	2	2
Qom	14	10	2	1	2
Kordestan.....	26	30	34	1	12
Kerman	64	73	18	0	3
Kermanshah	56	31	20	2	7
Kohgiluyeh&Boyerahmad...	16	10	17	0	0
Golestan.....	98	39	16	6	14
Gilan	71	33	15	1	4
Lorestan	52	26	11	0	3
Mazandaran	142	70	120	7	22
Markazi.....	39	31	18	0	7
Hormozgan	11	4	14	1	5
Hamedan.....	44	18	12	0	9
Yazd	44	12	1	3	7

Sources: Iran Veterinary Organization- Ministry of Agriculture-Jahad.

18.18. NUMBER AND CAPACITY OF LIVESTOCK AND POULTRY SLAUGHTERHOUSES BY TYPE, THE YEAR 1394

Ostan	Livestock slaughterhouse ⁽¹⁾						Poultry slaughterhouse	
	Industrial			Non-industrial (traditional)			Number	Capacity of slaughter (fowl per hour)
	Number	Capacity (head)		Number	Capacity (head)			
		Heavy livestock	Light livestock		Heavy livestock	Light livestock		
Total country.....	79	8527	55908	317	3449	27253	260	874000
East Azarbayejan.....	3	200	2000	10	130	556	11	40000
West Azarbayejan.....	4	300	2750	13	266	830	14	48500
Ardebil.....	3	325	4500	8	21	197	5	18000
Esfahan.....	3	460	5650	31	114	2380	17	38000
Alborz.....	1	150	1000	1	14	25	6	18000
Ilam.....	11	100	1000	11	78	425	2	12000
Bushehr.....	0	30	200	5	19	145	3	12000
Tehran.....	9	917	7238	5	40	400	21	64000
Chaharmahal&Bakhtiyari..	1	200	2000	10	27	613	3	6000
South Khorasan.....	1	45	450	9	53	330	4	16000
Khorasan-e-Razavi.....	4	550	470	38	195	3030	16	66000
North Khorasan.....	1	50	500	7	26	225	3	6000
Khuzestan.....	0	200	2000	23	368	2245	10	50000
Zanjan.....	2	350	1250	0	0	0	5	10000
Semnan.....	2	0	0	4	66	990	5	20000
Sistan&Baluchestan.....	10	1770	5300	3	40	60	4	8500
Fars.....	4	300	3000	33	97	1540	20	52000
Qazvin.....	2	450	2000	1	15	60	5	12000
Qom.....	0	0	0	2	100	1000	3	6000
Kordestan.....	1	200	1200	6	42	128	5	15000
Kerman.....	0	50	200	23	311	2565	12	34000
Kermanshah.....	1	100	1000	13	826	5247	9	23000
Kohgiluyeh&Boyerahmad..	1	110	1700	6	10	340	3	12000
Golestan.....	1	100	1000	6	36	420	15	74000
Gilan.....	3	550	1850	1	0	0	8	34000
Lorestan.....	2	225	1250	7	160	1250	12	30000
Mazandaran.....	2	250	2000	9	143	835	15	66000
Markazi.....	0	0	0	14	122	648	6	22000
Hormozgan.....	1	100	500	7	77	390	6	23000
Hamedan.....	4	245	1900	3	17	82	5	16000
Yazd.....	2	200	2000	8	36	297	7	22000

1. The slaughter of light and heavy livestock is done simultaneously in each of slaughterhouses.

Sources: Iran Veterinary Organization- Ministry of Agriculture-Jahad.

18.19. NUMBER OF CENTRES FOR SUPPLYING LIVESTOCK AND RAW LIVESTOCK PRODUCTS, THE YEAR 1395

Ostan	Livestock supplying centres		Supplying centres for raw livestock products			
	Livestock	Other	Livestock	Poultry	Aquatics	Other
Total country	141	2813	30352	29442	5411	62686
East Azarbayejan.....	26	150	2819	1285	194	2559
West Azarbayejan.....	3	71	797	775	51	1795
Ardebil.....	6	0	694	500	51	1879
Esfahan.....	3	202	2891	2155	247	4312
Alborz.....	0	140	759	909	36	1035
Ilam.....	0	0	376	1157	103	2821
Bushehr.....	0	33	202	308	228	1016
Tehran.....	2	256	1053	925	283	1880
Chaharmahal&Bakhtiyari.....	0	68	865	796	18	1179
South Khorasan.....	2	49	427	451	180	1750
Khorasan-e-Razavi.....	21	550	2697	2716	267	9999
North Khorasan.....	0	25	396	402	4	263
Khuzestan.....	5	40	1004	782	477	260
Zanjan.....	4	61	495	836	36	2201
Semnan.....	4	31	272	215	5	3811
Sistan&Baluchestan.....	1	117	880	2050	161	3072
Fars.....	6	177	1780	1418	247	2545
Qazvin.....	3	50	451	546	5	239
Qom.....	1	67	664	503	29	800
Kordestan.....	6	37	681	964	119	1270
Kerman.....	2	104	1379	1796	18	2072
Kermanshah.....	4	150	616	553	57	376
Kohgiluyeh&Boyerahmad.....	0	6	285	377	33	1580
Golestan.....	4	13	967	633	107	231
Gilan.....	4	0	1040	1160	212	50
Lorestan.....	5	30	975	1382	79	888
Mazandaran.....	6	104	1991	1853	1536	3064
Markazi.....	3	56	317	237	16	656
Hormozgan.....	2	42	574	497	331	3552
Hamedan.....	9	72	662	629	13	498
Yazd.....	9	112	1343	632	268	5033

Sources: Iran Veterinary Organization- Ministry of Agriculture-Jahad.

18.20. NUMBER OF LIVESTOCK QUARANTINE STATIONS, THE YEAR 1395

Ostan	Total	Border	Inland
Total country	171	47	124
East Azarbayejan	7	4	3
West Azarbayejan.....	11	5	6
Ardebil.....	3	1	2
Esfahan	4	1	3
Alborz.....	3	1	2
Ilam.....	3	1	2
Bushehr.....	3	1	2
Tehran.....	10	4	6
Chaharmahal&Bakhtiari.....	3	0	3
South Khorasan.....	5	2	3
Khorasan-e-Razavi	13	5	8
North Khorasan.....	1	0	1
Khuzestan	9	6	3
Zanjan	5	0	5
Semnan	3	0	3
Sistan&Baluchestan.....	12	5	7
Fars	8	0	8
Qazvin.....	2	0	2
Qom	1	0	1
Kordestan.....	9	2	7
Kerman	7	0	7
Kermanshah	4	2	2
Kohgiluyeh&Boyerahmad.....	4	0	4
Golestan.....	4	1	3
Gilan	6	2	4
Lorestan	4	0	4
Mazandaran	6	3	3
Markazi.....	7	0	7
Hormozgan	8	1	7
Hamedan.....	5	0	5
Yazd	1	0	1

Sources: Iran Veterinary Organization- Ministry of Agriculture-Jahad.