

Introduction

Statistics presented in this chapter are on transport (land, water and air), storage. Below you will find a brief history on statistics production on each mentioned area.

Land transport

A. Railways: In the year 1324, the Iranian State Railways for the first time established a statistical unit as the Statistics and Studies Office to meet its statistical needs for planning.

At present, the Statistics and Electronic Services Bureau of the Railways of the Islamic Republic of Iran compiles and publishes required statistics annually based on the daily and monthly reports from different regions and districts.

B. Road transport: The oldest data on the length of main roads available to the SCI date back to the year 1340 which appeared in the first statistical yearbook in the year 1345. At present, data on roads are produced by the Statistics and Plan Integration Bureau of the Ministry of Roads and Transportation.

By transferring the responsibility of construction and maintenance of rural roads from the Ministry of Roads and Transportation to the then Ministry of Jihad-e-Sazandegi (present Ministry of Jihad-e-Agriculture) in the year 1368, data on rural roads were collected and supplied by this Ministry. However, as of the month of Tir of the year 1381, the Ministry of Roads and Transportation was entrusted with the responsibility of "rural roads" activities again, but currently the information is supplied by the Office of Statistics and Plan Integration of the Ministry of Roads and Transportation.

Moreover, statistics on the number of registered motor vehicles from the Police Department are presented in this chapter.

No comprehensive statistics on volume of transport and motor vehicle traffic in public roads were available until the year 1341, when the Ministry of Roads and Transportation produced such data for the first time. However, due to different problems and obstacles on the way of its implementation, the activity had temporary stops.

Due to increasing needs for statistical data in this area, the responsibility of data collection was first entrusted to the Statistics and Planning Office of the State Organization of Transportation and Terminals in 1361 and then shifted to its IT office in the second midyear 1376. The organization was renamed Road Maintenance & Transportation Organization in the year 1382.

In the year 1366, in order to remove some of the statistical shortages in this area, the SCI compiled data on characteristics of road transport fleet, drivers, and the freight carried, by implementing "Survey of Road Transport", summary results of which were presented in the previous yearbooks.

Water transport

Data on ports-mostly on the number and capacity of vessels entered and duration of their stays - were compiled through a statistical survey conducted by the Ports and Shipping Organization (PSO) in the year 1342. At present, PSO compiles the data as registers.

In addition to the I.R.I. Shipping Company, which started its operations under the title of Iranian Commercial Shipping in the year 1346, three other companies, namely Iran-India

Shipping, Valfajr 8 Shipping, and the Caspian Sea Shipping are also transporting passengers and freight. Data on these three are included in this chapter.

Air transport

Statistics on air transport was taken into consideration by establishment of the first local airline, National Iranian Airline in the year 1323, renamed the Airline of the I.R. of Iran following the Islamic Revolution. Other airlines were established after the victory of the Islamic Revolution including Aseman in the year 1359, Iran-Air Tour, Payam, Caspian, Kish Air, Saha and Safiran in the year 1371 and Mahan Air in the year 1372. The data on local airlines are compiled by the Civil Aviation Organization (CAO).

Data on international airlines activities in Iran presented in this chapter are supplied to the Civil Aviation Organization by their agencies. The CAO provides the SCI with these data.

Storage

The SCI conducted nationwide Census of Cold Storages and Survey of Establishments Rendering Storage Services in the years 1366 and 1370 respectively. In order to produce data on general characteristics of storages, the SCI undertook nationwide Survey of Storages in the year 1373.

Moreover, by using the outcomes of the 1373 General Mining and Manufacturing Census updated and completed according to the data of the related organizations, the SCI conducted the Census of Warehouses and Cold Storages in the years 1377 and 1380. In the years 1382 and 1384, by using the frame of the 1381 General Census of Establishments, the SCI attempted to collect the stated data.

It should be noted that the 1377, 1380, 1382, 1384, 1387 and 1390 censuses covered only the independent or affiliated warehouses and cold storages that had rendered their services to the public. Data for wheat silos are from Commerce Department of State Cereal Organization since the year 1374. The organization was renamed Iran Public Commerce on the 1st Esfand of the year 1382.

Definitions and concepts

Railway: tracks for the transport of cargo and/or passengers by rail transport vehicles, which is divided into main track and side track

Main tracks: lines which connect railway stations.

Side tracks: are non-main tracks including commercial-industrial and shunting tracks.

Shunting tracks: tracks established for separating trains from coaches or connecting them to each other in administrative railway stations.

Commercial-industrial lines of railway: lines which branch off from lines inside the railway station and are connected to inside lines of requesting institutions upon the request of government, industrial or agricultural and commercial institutions.

Locomotive: a vehicle with propelling power which is used to move wagons and classified by type of energy consumption (electric, diesel and steam) and use type (main shunting).

Net weight of freight: total weight of commercial and government freight (excluding freight of the railway) as well as the weight of luggage.

Gross weight of freight: total net weight of freight as well as the weight of the train.

Railway Luggage: freight which is not allowed to be carried with the passengers in wagon on the basis of railway regulation, but it is carried in a special wagon by passenger trains with the same name.

Freeway: a physically separate 2-way traffic motorway without level crossings. The way for entering and leaving it is through certain and limited areas only.

Highway (4-line main road): a physically separate 4-way traffic motorway whose crossings can be level too.

Rural road: a way which connects rural production centres to by- roads and main roads.

Port: a vast water area including still main and side basins, docks, installations, equipment, and side buildings located on the land for the traffic of vessels in order to carry out required operation.

Commercial port: a port in which exclusively trade goods are loaded and unloaded.

Vessel: any type of marine transport means. Vessels may be classified by type and their usage.

Ship: any vessel usually made of metal with an engine and a gross capacity of over 500 tons.

Gross registered capacity of vessel: capacity of the vessel in ton (100 cubic feet) recorded in the related certificate under international regulations.

Net registered capacity of vessel: gross registered capacity less the volume of space occupied by machinery, employees, warehouses and other space considered for navigation as recorded in the related certificate under international regulations.

Tonnage: weight of goods carried, with respect to their volumes, in tons or ton equivalent. According to sanctioned tariffs, a certain volume

of goods is considered equivalent to one ton and fare must be paid for one ton.

Bulk carrier (dry): those carrying homogenous shipments and warehouses on a single deck. These carriers usually lack crane and have only two big hooks for handling goods.

General cargo vessels: vessels with several warehouses on several (usually two or three) decks with cranes for cargo handling.

Oil tanker: vessel used for transporting liquids.

Multi-purpose carrier: vessel carrying a variety of cargoes such as containers, miscellaneous goods, bags and bulk. In these vessels, the dimensions of warehouses and decks are usually a multiplier of a 20-foot container. These vessels have a capacity of about 20000 tons with 4 or 5 warehouses as well as 3 to 5 cranes.

Container carrier: special vessels carrying containers with a transport capacity of about seven hundred 20-foot containers.

Airport: refers to any type of building, installations and equipment located on the land or at sea, all or part of which is used for arrival, departure and traffic of the airplanes.

Flight: the motion of an airplane from an airport to another under a certain number, which may include one or more stages.

Domestic flight: flight is carried out by domestic airlines whose flight origin and destination is inside the country, even if the flight route crosses the international borders.

Air passenger: a person (excluding pilot and the crew) who travels by plane.

Domestic air passenger: a person whose flight and destination is inside the country, even if his /her flight route crosses the international borders.

International in-coming passenger: a person whose flight origin and destination is outside and inside the country respectively.

International out-going passenger: a person whose flight origin and destination is abroad.

Air cargo: a cargo with a bill of lading transported by aircraft, excluding freight carried by the passenger.

Air postal parcels: all postal parcels such as letters or post depository parcel delivered to the airlines as DEPESH.

Cooperative: refer to the definitions and concepts of the 5th chapter: "Agriculture, Forestry and Fisheries".

Transportation cooperatives: a company which is formed and registered with natural persons or non-government legal persons based on cooperative law to transport goods, passengers or both by land, air, and railway.

Establishment: a place or part of place where continuous and regular activities are carried out under a single management and accounting.

Main activity of an establishment: an activity for which most of the establishment facilities, installations and equipment have been provided and from which most of the establishment income is earned.

Storage: a place or enclosed area the whole or a part of which is allocated to warehousing. Storages are divided by type of building (uncovered, covered...), type of use (public and private), type of equipment (mechanized, cold storage, silo, wheat silo, warehouse...) and other features.

Cold storage: an independent establishment the whole or a part of which is allocated to carry out activities relating to cold storage services for keeping and reserving crops,

livestock products and perishable goods, under certain conditions with respect to temperature, humidity, etc. and renders services to the public (whether or not producing services for own use).

One and two-circuit hall: in one-circuit halls, temperature is roughly fixed either below or above zero and is inconvertible from a point into the other point, while, in a two-circuit hall, temperature can be converted from one point into the other point, i.e. the circuit below or above zero can be used when necessary.

Silo: a place for vertical and horizontal storing. It has a metal or concrete construction for storing grainy and powdery substances in the bulk.

Uncovered warehouse: a special place within the enclosure of certain silos used for storing wheat for a short time. Wheats unloaded in these warehouses are transferred from loading pitch into the silo as soon as possible.

Regular covered warehouses: warehouses without any mechanized connection with the main silo. Cereals unloaded in these warehouses are transferred into the silo by truck or other vehicles.

Storage or cold storage in operation: an establishment rendering warehousing or cold storage services during a year for at least 30 successive or non-successive days.

Operating storage or cold storage: an establishment rendering warehousing or cold storage services during a year for at least 30 days and bearing charges for carrying out its activities as well as earning income.

Selected information

In the year 1395, the length of railway lines was 13437 kilometers which increased about 0.67 percent in comparison to the preceding year. In

the same year, the length of the urban roads of the country was 87167 kilometers and the length of the rural roads was 128394 kilometers.

In the year 1395, the number of passengers transported via railways was about 23042000 persons. Furthermore, in the same year, the number of passengers transported via public road passenger vehicles (bus, minibus, and passenger vehicles) was over 166 mln persons, the destination of 54.2% and 45.8% of whom was intra-province and inter-province, respectively.

In the year 1395, about 2182000 motor vehicles were registered in the country which had a 43.8% increase in comparison to the preceding year.

In the year 1395, a number of 27542000 passengers were transported through national and international flights which increased by 16.8 percent in contrast to the previous year.

In the year 1395, the volume of goods unloaded and loaded at the commercial ports of the country was about 58 and 77 mln tons, respectively, of which 49% was for unloading and 64% for loading of non-oil goods.

12.1. LENGTH OF RAILWAYS BY TYPE**(km)**

Year	Main lines	Shunting tracks	Industrial-commercial lines
1380.....	7159	1308	788
1385.....	8595	1597	945
1390.....	9992	1827	966
1391.....	10223	1839	949
1392.....	10407	1889	945
1393.....	10376	1869	972
1394.....	10459	1873	1016
1395.....	10475	1938	1024

Source: Railways of the Islamic Republic of Iran.

12.2. LOCOMOTIVES, PASSENGERS AND NET FREIGHT TRANSPORTED BY RAILWAYS

Year	Locomotives ⁽¹⁾		Passengers		Net freight	
	Number	Power (h.p.)	Number (1000 persons)	Man-kilometre (mln)	Weight (1000 tons)	Ton-kilometre (mln)
1380.....	277	711095	13111	8043	26392	14613
1385.....	360	1040400	21346	12549	32978	20542
1390.....	439	1294087	28560	17877	33104	21008
1391.....	433	1246986	27015	17172	34276	22604
1392.....	459	1311397	25533	17409	32693	22400
1393.....	509	1464769	24802	16272	34924	24461
1394.....	545	1541034	24453	14938	35647	25014
1395.....	556	1581881	23042	12982	40282	27243

1. Including operating locomotives.

Source: Railways of the Islamic Republic of Iran.

12.3. WEIGHT OF FREIGHT TRANSPORTED BY THE RAILWAYS**(1000 tons)**

Year	Total ⁽¹⁾	Oil products	Minerals	Agricultural products	Food stuff	Industrial products	Luggage	Other
1380.....	26392	3109	11062	2041	416	4126	25	5613
1385.....	32978	4340	20452	1412	431	3614	32	2697
1390.....	33104	3176	23481	631	445	1631	52	3688
1391.....	34276	3251	24445	948	469	1570	56	3537
1392.....	32693	3319	24234	710	448	1150	58	2775
1393.....	34924	2919	24555	1536	416	2347	28	3123
1394.....	35647	3394	23486	1474	557	3183	238	3315
1395.....	40282	3521	28017	1368	888	3266	248	2974

1. Including 559,1546, 956,906,530,797, 1435 and 1143 thousand tons for transiting.

Source: Railways of the Islamic Republic of Iran.

12.4. TYPES OF ROADS WITHIN THE JURISDICTION OF THE MINISTRY OF ROADS AND URBAN DEVELOPMENT (km)

Year and Ostan	Grand total	Inter-city roads					
		Total	Free ways	High ways	Main roads	By-roads ⁽¹⁾	In-city road ^(1,2)
1380.....	174559	80720	717	4267	21595	42050	12091
1385.....	176186	72611	1429	5468	21788	41129	2797
1390.....	206092	79829	2052	11652	22052	43258	815
1391.....	210717	81642	2166	12969	21234	44454	819
1392.....	215157	85623	2203	14155	21628	46485	1151
1393.....	217901	85893	2401	14488	24886	43323	795
1394.....	214560	86166	2401	15462	23879	43628	795
1395.....	215560	87167	2401	16627	25538	42601	0
East Azarbayejan ⁽³⁾	9683	3480	234	353	993	1900	0
West Azarbayejan	8081	2974	3	299	664	2008	0
Ardebil ⁽³⁾	5266	1555	0	137	716	702	0
Esfahan ⁽³⁾	9962	5445	399	1695	2100	1251	0
Alborz	1317	410	68	108	157	77	0
Ilam	2929	1504	0	87	564	853	0
Bushehr ⁽³⁾	3989	2095	0	639	608	848	0
Tehran ⁽³⁾	2529	940	197	453	198	92	0
Chaharmahal & Bakhtiari ⁽³⁾	2969	1302	0	226	785	291	0
South Khorasan ⁽³⁾	12057	5371	0	404	1049	3918	0
Khorasan-e-Razavi ⁽³⁾	13529	6485	111	1150	1264	3960	0
North Khorasan ⁽³⁾	3703	1381	0	169	467	745	0
Khuzestan ⁽³⁾	13536	5059	135	1053	2673	1198	0
Zanjan	5219	1629	200	113	342	974	0
Semnan ⁽³⁾	3061	1627	30	687	346	564	0
Sistan & Baluchestan ⁽³⁾	13640	6239	0	243	2344	3652	0
Fars ⁽³⁾	17466	8944	0	1590	2159	5195	0
Qazvin	4611	1372	217	361	230	564	0
Qom ⁽³⁾	1450	747	229	191	176	151	0
Kordestan	5845	1627	0	226	308	1093	0
Kerman ⁽³⁾	12899	6405	56	1728	1933	2688	0
Kermanshah ⁽³⁾	7174	2811	0	379	516	1916	0
Kohgiluyeh & Boyerahmad	4483	1615	0	110	580	925	0
Golestan	4301	1198	0	247	701	250	0
Gilan.....	8312	1867	56	419	322	1070	0
Lorestan ⁽³⁾	7053	1876	104	385	742	645	0
Mazandaran	7133	2365	36	782	555	992	0
Markazi ⁽³⁾	5437	1830	207	538	423	662	0
Hormozgan ⁽³⁾	8376	3035	34	671	649	1681	0
Hamedan ⁽³⁾	4642	1651	85	498	317	751	0
Yazd ⁽³⁾	4908	2328	0	686	657	985	0

**12.4. TYPES OF ROADS WITHIN THE JURISDICTION OF THE MINISTRY OF ROADS
AND URBAN DEVELOPMENT (continued) (km)**

Year and Ostan	Rural roads		
	Total	Asphalted	Gravelled
1380.....	93839	45332	48507
1385.....	103575	64287	39288
1390.....	126263	95164	31099
1391.....	129075	99450	29625
1392.....	129534	101668	27867
1393.....	132008	105100	26908
1394.....	128395	103813	24582
1395.....	128394	103812	24581
East Azarbayejan ⁽³⁾	6203	5464	739
West Azarbayejan.....	5107	3700	1407
Ardebil ⁽³⁾	3711	2607	1104
Esfahan ⁽³⁾	4517	4252	265
Alborz.....	907	784	123
Ilam.....	1425	1277	148
Bushehr ⁽³⁾	1894	1795	99
Tehran ⁽³⁾	1589	1576	13
Chaharmahal & Bakhtiyari ⁽³⁾	1667	1460	207
South Khorasan ⁽³⁾	6686	5189	1497
Khorasan-e-Razavi ⁽³⁾	7044	6605	439
North Khorasan ⁽³⁾	2322	1744	578
Khuzestan ⁽³⁾	8477	7241	1236
Zanjan.....	3590	2964	626
Semnan ⁽³⁾	1434	1267	167
Sistan & Baluchestan ⁽³⁾	7401	5060	2341
Fars ⁽³⁾	8522	7138	1384
Qazvin.....	3239	2521	718
Qom ⁽³⁾	703	642	61
Kordestan.....	4218	2631	1587
Kerman ⁽³⁾	6494	5824	670
Kermanshah ⁽³⁾	4363	3232	1131
Kohgiluyeh & Boyerahmad.....	2868	2110	758
Golestan.....	3103	2526	577
Gilan.....	6445	4374	2071
Lorestan ⁽³⁾	5177	3985	1192
Mazandaran.....	4768	4238	530
Markazi ⁽³⁾	3607	3147	460
Hormozgan ⁽³⁾	5341	3676	1665
Hamedan ⁽³⁾	2991	2611	380
Yazd ⁽³⁾	2581	2172	408

1. Since the year 1395, statistics related to inter-city roads are included with the statistics for "by-roads".

2. Referring to those inter-city roads which are kept by General Department of Roads and Transportation.

3. In these Ostans, the routes with separate coming and going paths are included as highway and only one route is calculated.

Source: Ministry of Roads and Urban Development.

12.5. REGISTERED MOTOR VEHICLES AND MOTORCYCLES BY TYPE (unit)

Year and Ostan	Total	Passenger car	Bus	Minibus	Pick-up & light truck	Truck
1380.....	451984	271886 ⁽¹⁾	2689	1306	44038	6037
1385.....	1932608	896483 ⁽¹⁾	3366	1537	140858	15211
1390.....	2482718	1378860	2792	2534	200035	22003
1391.....	1333609	739330	1290	1531	136982	9899
1392.....	1127361	691740	737	320	98651	7144
1393.....	1880130	1076946	674	217	178081	40664
1394.....	1516917	925898	719	509	79420	33529
1395.....	2182506	1265678	1260	929	82061	10326
East Azarbayejan	51584	29641	45	10	2857	378
West Azarbayejan	42086	27159	38	18	2866	317
Ardebil	14096	10135	24	3	1044	118
Esfahan	171992	85651	14	23	5627	648
Alborz	104574	79401	145	29	4891	556
Ilam	11809	8749	6	8	714	69
Bushehr	43753	24014	53	156	1952	247
Tehran	567094	370647	391	228	14888	3159
Chaharmahal & Bakhtiyari	15279	8301	16	18	1100	144
South Khorasan	11661	7083	5	1	354	73
Khorasan-e-Razavi.....	160113	88054	130	28	4754	505
North Khorasan.....	19642	6998	3	0	891	95
Khuzestan.....	135842	82123	30	77	5414	354
Zanjan	18320	8870	7	4	848	140
Semnan	13622	8693	59	1	484	60
Sistan & Baluchestan	42714	20214	9	16	867	120
Fars	147353	87727	55	157	6889	1084
Qazvin	23577	13396	2	15	1006	91
Qom.....	35629	17448	6	14	689	70
Kordestan	18181	9077	11	4	820	112
Kerman	114018	43582	7	9	3660	368
Kermanshah	34299	21191	16	2	1785	140
Kohgiluyeh & Boyerahmad	10070	7319	5	9	937	82
Golestan	45952	24374	28	0	1822	186
Gilan.....	50289	28676	33	5	1940	252
Lorestan	33851	19180	45	2	1533	191
Mazandaran	70187	46345	8	6	5060	276
Markazi	30528	16375	20	13	1278	120
Hormozgan	65736	30477	19	64	1875	131
Hamedan	27847	14269	26	7	1624	114
Yazd	50808	20509	4	2	1592	126

12.5. REGISTERED MOTOR VEHICLES AND MOTORCYCLES BY TYPE(continued) (unit)

Year and Ostan	Trailer	Motor -cycle	Taxi	Ambulance	Agricultural machinery	Other ⁽²⁾
1380.....	1677	124351	000	000	000	000
1385.....	12527	862626	000	000	000	000
1390.....	000	813386	39460	1730	6169	15749
1391.....	0	418733	3293	662	9869	12020
1392.....	000	312594	945	530	5559	9141
1393.....	000	538632	7276	568	20565	16507
1394.....	000	453249	3294	537	11302	8460
1395.....	000	736953	48623	602	25991	10083
East Azarbayejan	000	13337	3192	16	1201	907
West Azarbayejan	000	8228	2076	16	997	371
Ardebil	000	938	934	4	801	95
Esfahan	000	73250	5959	6	135	679
Alborz	000	16329	2191	13	572	447
Ilam	000	1566	297	3	334	63
Bushehr	000	17083	37	3	115	93
Tehran	000	162238	12492	110	129	2812
Chaharmahal & Bakhtiyari	000	5175	175	30	196	124
South Khorasan	000	3945	51	10	71	68
Khorasan-e-Razavi.....	000	58323	3475	65	4276	503
North Khorasan.....	000	10333	396	17	837	72
Khuzestan.....	000	45452	1081	11	976	324
Zanjan	000	7263	479	23	609	77
Semnan.....	000	3534	326	4	421	40
Sistan & Baluchestan	000	21006	61	14	242	165
Fars	000	48248	1652	25	751	765
Qazvin	000	7547	851	20	507	142
Qom.....	000	16061	978	11	193	159
Kordestan	000	5843	979	8	1232	95
Kerman	000	64278	977	26	359	752
Kermanshah	000	9028	1474	18	528	117
Kohgiluyeh & Boyerahmad	000	844	652	11	199	12
Golestan	000	14118	618	19	4609	178
Gilan.....	000	17245	1922	3	142	71
Lorestan	000	10364	1242	29	1108	157
Mazandaran	000	15241	2058	39	946	208
Markazi	000	11137	752	12	723	98
Hormozgan	000	32687	149	8	118	208
Hamedan	000	8248	899	4	2576	80
Yazd	000	28064	198	24	88	201

1. Including ambulance too.

2. Including towand semi-tow truck.

Source: Police Department.

12.6. TRIPS AND PASSENGERS⁽¹⁾ TRANSPORTED WITHIN OSTANS BY DIFFERENT TYPES OF PUBLIC ROAD PASSENGER VEHICLES

Year and Ostan	Number of trips (1000 cases)				Passengers transported (1000 persons)			
	Total	Bus	Minibus	Passenger car	Total	Bus	Minibus	Passenger car
1380.....	7886	1714	5087	1084	136563	44969	87034	4560
1385.....	10538	1760	4012	4766	130769	43901	67923	18945
1390.....	12742	1946	4257	6539	139935	49026	65139	25770
1391.....	12077	1691	3751	6635	128949	43600	59173	26176
1392.....	11549	1570	3415	6564	117798	39209	52259	26330
1393.....	11133	1476	3117	6540	107033	32599	47227	27207
1394.....	10287	1354	3002	5931	99867	30137	45407	24323
1395.....	9500	1299	2619	5582	90525	29100	39684	21742
East Azarbayejan	413	107	107	199	4162	1926	1485	751
West Azarbayejan	510	115	97	299	4261	1669	1512	1079
Ardebil	170	10	13	147	863	139	145	579
Esfahan	721	100	341	280	9045	2495	5449	1101
Alborz	1	1	0	0	19	18	2	0
Ilam	155	2	9	145	731	55	108	568
Bushehr	123	34	43	46	2251	1419	663	168
Tehran	147	10	51	85	1531	256	938	337
Chaharmahal & Bakhtiyari	388	0	188	200	3726	12	2935	779
South Khorasan	137	27	29	82	1353	726	319	308
Khorasan-e-Razavi.....	960	357	335	268	15023	8953	4978	1092
North Khorasan.....	203	9	82	112	1805	266	1090	449
Khuzestan.....	751	47	87	616	5281	1469	1366	2446
Zanjan	131	1	23	107	684	20	237	427
Semnan	96	9	13	74	552	137	129	286
Sistan & Baluchestan	289	98	86	105	2703	1638	681	385
Fars	774	196	162	416	8298	4093	2578	1628
Qazvin	126	1	44	80	1150	49	778	323
Qom.....	18	2	15	1	314	71	238	6
Kordestan	358	12	104	242	2520	172	1446	903
Kerman	552	88	36	428	4031	1822	519	1690
Kermanshah	265	2	141	123	2933	58	2395	480
Kohgiluyeh & Boyerahmad	173	2	3	168	683	44	34	606
Golestan	297	0	146	150	3134	14	2518	602
Gilan.....	489	2	119	368	3460	81	1924	1455
Lorestan	242	2	103	137	2193	46	1609	537
Mazandaran	374	2	44	328	2005	63	651	1291
Markazi	92	6	39	47	897	111	605	181
Hormozgan	103	2	9	92	510	54	104	352
Hamedan	410	32	145	233	3987	848	2208	930
Yazd	33	21	8	4	420	375	41	4

1. Relating to the number of passengers registered by passenger transportation companies.

Source: Ministry of Roads and Urban Development.

12.7. TRIPS AND PASSENGERS⁽¹⁾ TRANSPORTED BETWEEN OSTANS BY DIFFERENT TYPES OF PUBLIC ROAD PASSENGER VEHICLES AND OSTAN OF ORIGIN

Year and Ostan	Number of trips (1000 cases)				Passengers transported (1000 persons)			
	Total	Bus	Minibus	Passenger car	Total	Bus	Minibus	Passenger car
1380.....	4796	3322	935	539	84481	66259	15881	2340
1385.....	5946	3457	694	1795	93186	74075	12004	7107
1390.....	6318	3470	690	2158	95853	76725	10640	8488
1391.....	6337	3354	636	2347	96600	77239	10136	9226
1392.....	6249	3392	558	2299	93481	75772	8588	9120
1393.....	5738	3129	445	2164	83105	67547	6790	8769
1394.....	5772	3215	423	2134	79081	64240	6334	8507
1395.....	5659	3248	383	2028	76463	62923	5816	7724
East Azarbayejan	205	146	12	46	2631	2290	161	180
West Azarbayejan	189	112	20	57	2214	1705	292	217
Ardebil	102	64	3	35	1183	1024	31	128
Esfahan	410	284	37	89	6556	5674	545	337
Alborz	128	100	2	27	2061	1939	20	102
Ilam	83	36	4	43	1530	1309	51	170
Bushehr	73	61	3	9	1247	1166	54	27
Tehran	1314	873	17	424	19132	17317	262	1553
Chaharmahal & Bakhtiyari	126	42	16	68	1486	995	222	269
South Khorasan	50	43	4	3	832	769	51	13
Khorasan-e-Razavi.....	249	207	14	29	4832	4520	196	116
North Khorasan.....	74	39	6	29	852	669	75	108
Khuzestan.....	174	95	6	72	2123	1749	90	284
Zanjan	95	55	4	36	940	753	47	140
Semnan	110	37	5	68	1231	921	63	247
Sistan & Baluchestan	67	64	0	3	979	969	0	10
Fars	192	147	10	35	3620	3341	143	136
Qazvin	104	33	6	64	1677	1310	109	259
Qom.....	120	42	17	61	1819	1280	293	245
Kordestan	146	48	29	68	1443	716	461	266
Kerman	86	59	3	25	1254	1118	40	96
Kermanshah	148	55	27	66	1792	1101	430	260
Kohgiluyeh & Boyerahmad	85	14	1	70	559	269	18	272
Golestan	126	66	26	33	1511	913	471	127
Gilan.....	232	110	18	104	2248	1557	308	383
Lorestan	146	76	12	57	1823	1433	166	225
Mazandaran	368	83	23	263	2761	1391	390	979
Markazi	141	69	17	56	1909	1401	287	221
Hormozgan	71	46	4	21	898	779	38	81
Hamedan	179	79	33	67	2257	1509	480	268
Yazd	66	62	1	2	1062	1037	22	4

1. Relating to the number of passengers registered by passenger transportation companies.

Source: Ministry of Roads and Urban Development.

12.8. WEIGHT OF FREIGHT⁽¹⁾ CARRIED BY PUBLIC ROAD FREIGHT VEHICLES (1000 tons)

Year and Ostan	Outgoing	Incoming	Carried within Ostan
1380.....	108354	108354	40546
1385.....	184724	184724	88876
1390.....	251480	251480	104343
1391.....	264662	264662	109841
1392.....	268848	268848	112086
1393.....	272941	272941	112129
1394.....	258868	258868	101087
1395.....	282645	282645	104870
East Azarbayejan.....	10743	10730	5182
West Azarbayejan	5360	5601	4581
Ardebil	2336	2485	1212
Esfahan.....	31999	22790	12043
Alborz	5137	8305	1969
Ilam	1728	3091	883
Bushehr	4286	6258	1352
Tehran	25296	41928	5166
Chaharmahal & Bakhtiyari	2610	2255	882
South Khorasan	2822	3683	1249
Khorasan-e-Razavi.....	16528	14527	10541
North Khorasan.....	2346	2067	869
Khuzestan.....	27299	23832	10307
Zanjan	4097	3408	2209
Semnan.....	7487	3156	1357
Sistan & Baluchestan	1538	6390	3512
Fars.....	16103	11960	8597
Qazvin	6879	7355	794
Qom.....	4527	5383	264
Kordestan	3821	3544	1495
Kerman.....	19303	7693	3753
Kermanshah	3919	8042	3586
Kohgiluyeh & Boyerahmad	352	1393	196
Golestan	4180	4363	1288
Gilan.....	6156	7016	2843
Lorestan.....	3505	2779	1526
Mazandaran.....	6758	11174	5597
Markazi	15068	7561	1652
Hormozgan.....	14384	30798	5510
Hamedan	7759	4291	2242
Yazd	18320	8789	2211

1. Relating to volume of freight for transportation of which a bill of lading was issued.

Source: Ministry of Roads and Urban Development.

**12.9. NUMBER AND CAPACITY OF SHIPS OF THE I. R. I. SHIPPING COMPANY AND
AFFILIATED COMPANIES AT THE END OF THE YEAR (ships, tons, persons)**

Year and type of ship	Total			I.R.I. Shipping Co.		Iran-India Shipping Co.	
	Number	Capacity		Number	Cargo capacity	Number	Cargo capacity
		Cargo	Passenger				
1380.....	112	3068859	2630	85	2835484	8	204258
1385.....	115	3732999	1993	85	3343316	7	335385
1390.....	136	5296260	1868	93	4497262	7	642942
1391.....	134	5122430	1843	89	4315177	7	642942
1392.....	124	4490077	1843	77	3815420	6	502081
1393.....	128	4479999	1843	82	4171053	3	130798
1394.....	130	4927792	1843	84	4462804	4	289615
1395.....	129	4727445	1713	86	4561102	0	0
Bulk carrier (dry)	36	2186120	0	36	2186120	0	0
General cargo vessel	0	0	0	0	0	0	0
Oil tanker.....	7	702977	0	7	702977	0	0
Multi-purpose carrier	45	655962	0	22	561304	0	0
Container carrier	28	1174576	0	21	1110701	0	0
Passenger ferry ⁽¹⁾	4	241	951	0	0	0	0
Ro-Ro passenger ship ⁽²⁾	9	7569	762	0	0	0	0

Year and type of ship	Valfajr 8 Shipping Co.			The Caspian Sea Shipping Co.		
	Number	Capacity		Number	Capacity	
		Cargo	Passenger		Cargo	Passenger
1380.....	13	5587	2630	6	23530	0
1385.....	16	22508	1993	7	31790	0
1390.....	20	82114	1868	16	73942	0
1391.....	19	82044	1843	19	82267	0
1392.....	19	82044	1843	22	90532	0
1393.....	19	82044	1843	24	96104	0
1394.....	19	82044	1843	23	93329	0
1395.....	20	71686	1713	23	94658	0
Bulk carrier (dry)	0	0	0	0	0	0
General cargo vessel	0	0	0	0	0	0
Oil tanker.....	0	0	0	0	0	0
Multi-purpose carrier	0	0	0	23	94658	0
Container carrier	7	63875	0	0	0	0
Passenger ferry ⁽¹⁾	4	241	951	0	0	0
Ro-Ro passenger ship ⁽²⁾	9	7569	762	0	0	0

1.Including high speed vessels and landing-crafts.

2.Including roll-on /roll-off (Ro-Ro) and off-shore ships.

Source: I. R. I. Shipping Co.

12.10. VESSELS WITH THE CAPACITY OF 1000 AND OVER TONS ENTERED BY COMMERCIAL PORTS (ship)

Year	Grand total	Southern ports			
		Total	Abadan	Emam Khomeini ⁽¹⁾	Bushehr
1380.....	5530	3984	38	1092	161
1385.....	9169	5889	6	1429	477
1390.....	9172	6393	0	1641	624
1391.....	8808	6386	0	1737	499
1392.....	8512	6750	0	1739	503
1393.....	9196	7270	0	1815	496
1394.....	9028	7082	1	1715	557
1395.....	9020	7173	2	1610	586

Year	Southern ports				
	Shahid Bahonar and Shahid Rajaei	Shahid Beheshti (Chahbahar) ⁽²⁾	Shahid Kalantari ⁽²⁾	Khoramshahr	Lengeh
1380.....	2201	50	5	51	386
1385.....	3403	57	27	236	254
1390.....	3336	98	000	563	131
1391.....	3215	104	000	618	213
1392.....	3665	102	000	546	195
1393.....	3665	168	000	694	432
1394.....	3651	139	000	537	482
1395.....	3981	135	000	435	424

Year	Northern ports				
	Total	Amirabad	Anzali	Neka	Noshahr
1380.....	1546	51	898	83	514
1385.....	3280	203	1365	1294	418
1390.....	2779	718	1675	93	293
1391.....	2422	854	1186	80	302
1392.....	1762	789	705	48	220
1393.....	1926	813	800	47	266
1394.....	1946	789	804	50	303
1395.....	1847	626	973	14	234

1. Including ships entered Mahshahr port.

2. Including the data for Shahid Kalantari Port as of the year 1389.

Source: Ports and Maritime Organization.

12.11. WEIGHT OF CARGO UNLOADED FROM VESSELS OF 1000 AND MORE TONS AT COMMERCIAL PORTS (1000 tons)

Year	Southern ports									
	Total		Abadan		Emam Khomeini		Bushehr		Shahid Bahonar and Shahid Rajaei (Bandar abbas)	
	Oil	Non-oil	Oil	Non-oil	Oil ⁽¹⁾	Non-oil	Oil	Non-oil	Oil	Non-oil
1380.....	17593	23815	149	//	815	12048	1198	288	14949	10827
1385.....	23880	33332	0	0	1652	15588	1177	840	20074	15982
1390.....	19747	36960	0	0	211	12940	1441	1750	16946	21468
1391.....	20670	40959	0	1	189	18256	1281	1540	18129	20384
1392.....	23226	34645	0	0	1149	14659	1594	2092	19265	17282
1393.....	22125	42366	0	0	1409	19792	1390	2465	17993	19026
1394.....	19891	32089	0	0	933	16668	1073	1636	16743	13138
1395.....	19931	32618	0	0	877	16092	206	1204	17806	14563

Year	Southern ports							
	Shahid Beheshti ⁽²⁾		Shahid Kalantari ⁽²⁾		Khoramshahr		Lengeh	
	Oil	Non-oil	Oil	Non-oil	Oil	Non-oil	Oil	Non-oil
1380.....	482	476	0	2	0	127	0	47
1385.....	978	356	0	238	0	317	0	11
1390.....	1143	278	000	000	6	513	0	11
1391.....	1069	376	000	000	2	386	0	16
1392.....	1218	217	000	000	0	367	0	28
1393.....	1334	619	000	000	0	414	0	51
1394.....	1140	338	000	000	2	261	0	48
1395.....	1043	293	000	000	0	441	0	26

Year	Northern ports									
	Total		Amirabad		Anzali		Noshahr		Neka	
	Oil	Non-oil	Oil	Non-oil	Oil	Non-oil	Oil	Non-oil	Oil	Non-oil
1380.....	432	3923	0	110	//	2559	122	1242	310	12
1385.....	7407	5189	8	615	395	3812	555	763	6449	//
1390.....	858	6906	68	1388	444	4802	4	716	342	0
1391.....	632	5412	33	1508	330	3111	19	793	250	0
1392.....	373	3075	54	1074	157	1481	56	519	106	1
1393.....	377	4350	68	1647	103	2069	67	634	139	0
1394.....	465	4719	104	1916	216	1971	19	832	125	0
1395.....	106	4957	20	1639	69	2650	0	668	17	0

1. Unloading of oil products relates to Mahshar port which was included in Emam Khomeini port.

2. Since the year 1389, the data related to Shahid Kalantari Port have been included in the data related to Shahid Beheshti Port (Chabahar).

Source: Ports and Maritime Organization.

12.12. WEIGHT OF CARGO LOADED ONTO VESSELS OF 1000 AND MORE TONS AT COMMERCIAL PORTS (1000 tons)

Year	Southern ports									
	Total		Abadan		Emam Khomeini		Bushehr		Shahid Bahonar and Shahid Rajaei (Bandar abbas)	
	Oil	Non-oil	Oil	Non-oil	Oil ⁽¹⁾	Non-oil	Oil	Non-oil	Oil	Non-oil
1380.....	17997	8885	0	0	11252	4601	76	21	6669	4070
1385.....	14871	17118	11	0	9104	4885	239	93	5516	12074
1390.....	20992	34550	0	0	12643	9494	386	474	7930	24134
1391.....	16877	38260	0	0	11723	9437	309	295	4800	27942
1392.....	19849	41984	0	0	14040	7665	455	383	5352	33573
1393.....	21063	40241	0	0	14880	8789	380	649	5802	30064
1394.....	24982	36842	0	0	17069	7980	421	815	7489	27397
1395.....	25699	50329	0	0	16607	9379	378	1037	8714	39601

Year	Southern ports							
	Shahid Beheshti ⁽²⁾		Shahid Kalantari ⁽²⁾		Khoramshahr		Lengeh	
	Oil	Non-oil	Oil	Non-oil	Oil	Non-oil	Oil	Non-oil
1380.....	0	63	0	16	0	14	0	101
1385.....	0	0	0	0	0	22	0	44
1390.....	0	10	000	000	33	426	0	12
1391.....	0	34	000	000	45	497	0	55
1392.....	2	83	000	000	0	219	0	61
1393.....	0	129	000	000	0	526	0	83
1394.....	0	186	000	000	2	399	0	65
1395.....	0	77	000	000	0	117	0	118

Year	Northern ports									
	Total		Amirabad		Anzali		Noshahr		Neka	
	Oil	Non-oil	Oil	Non-oil	Oil	Non-oil	Oil	Non-oil	Oil	Non-oil
1380.....	0	121	0	0	//	75	0	46	0	0
1385.....	0	248	0	7	0	159	0	82	0	0
1390.....	37	1609	3	1408	0	177	0	24	34	0
1391.....	0	2302	0	1980	0	296	0	26	0	0
1392.....	1	2844	0	2291	0	529	0	24	1	0
1393.....	0	2219	0	1764	0	416	0	39	0	0
1394.....	0	986	0	860	0	108	0	18	0	0
1395.....	0	682	0	559	0	112	0	11	0	0

1. Including statistics on Mahshahr port.

2. Since the year 1389, the data related to Shahid Kalantari Port have been included in the data related to Shahid Beheshti Port(Chabahar).

Source: Ports and Maritime Organization.

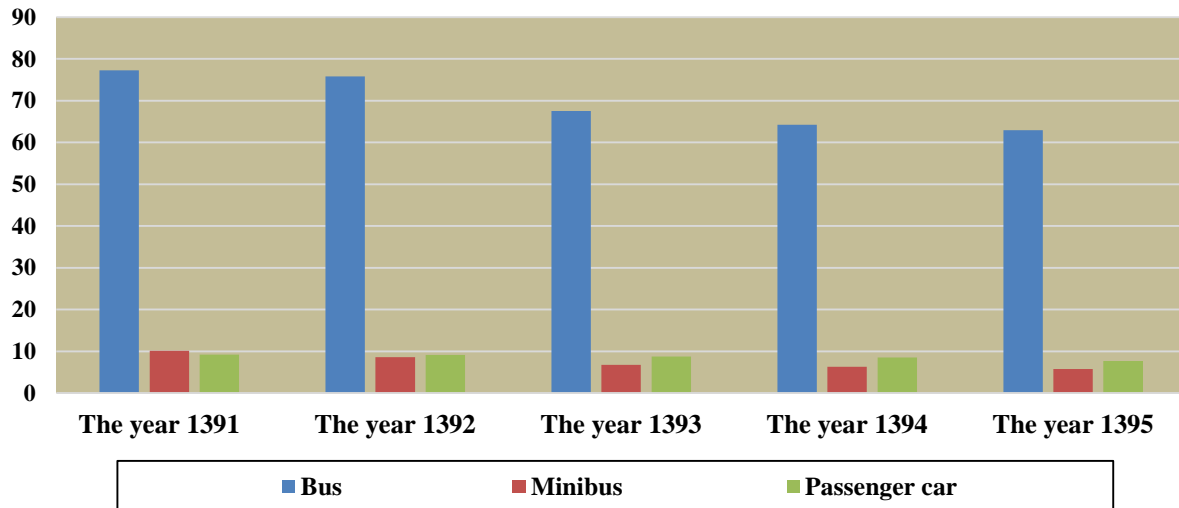
12.13. CARGO TRANSPORTED BY I. R. I. SHIPPING COMPANY AND IRAN-INDIA SHIPPING COMPANY
(1000 tons chartered)

Description	I.R.I. Shipping Co.			Iran-India Shipping Co.		
	Total	By ships of the company	By chartered ships	Total	By ships of the company	By chartered ships
<i>Loading at foreign ports</i>						
1380.....	13217	9835	3382	34	20	14
1385.....	18246	16988	1258	2501	2501	0
1390.....	15325	14900	425	1449	1449	0
1391.....	11139	10932	207	1324	1324	0
1392.....	11942	11622	320	182	182	0
1393.....	15782	15659	123	0	0	0
1394.....	13275	13012	263	0	0	0
1395.....	12730	12519	211	0	0	0
<i>Unloading at domestic ports</i>						
1380.....	13342	9654	3688	34	20	14
1385.....	11055	10172	882	0	0	0
1390.....	6392	6028	364	113	113	0
1391.....	4390	4199	191	114	114	0
1392.....	7712	7394	318	65	65	0
1393.....	9438	9316	122	0	0	0
1394.....	5777	5748	29	0	0	0
1395.....	9348	9324	24	0	0	0
<i>Exports (loading at domestic ports)</i>						
1380.....	1961	1936	25	31	31	0
1385.....	3929	3733	195	136	136	0
1390.....	4866	4715	151	718	718	0
1391.....	3609	3503	106	340	340	0
1392.....	6680	6574	106	689	689	0
1393.....	7064	6984	80	409	409	0
1394.....	9758	9716	42	0	0	0
1395.....	9378	9373	5	0	0	0
<i>Unloading at foreign ports</i>						
1380.....	1950	1926	24	31	31	0
1385.....	11120	10549	571	2602	2602	0
1390.....	13800	13587	213	2054	2054	0
1391.....	10359	10236	123	1551	1551	0
1392.....	10909	10802	107	806	806	0
1393.....	13903	13822	81	409	409	0
1394.....	17421	17146	275	0	0	0
1395.....	12905	12713	192	0	0	0

Source: I. R. I. Shipping Co.

12.1 . NUMBER OF PASSENGERS TRANSPORTED BETWEEN OSTANS BY DIFFERENT TYPES OF PUBLIC ROAD PASSENGER VEHICLES

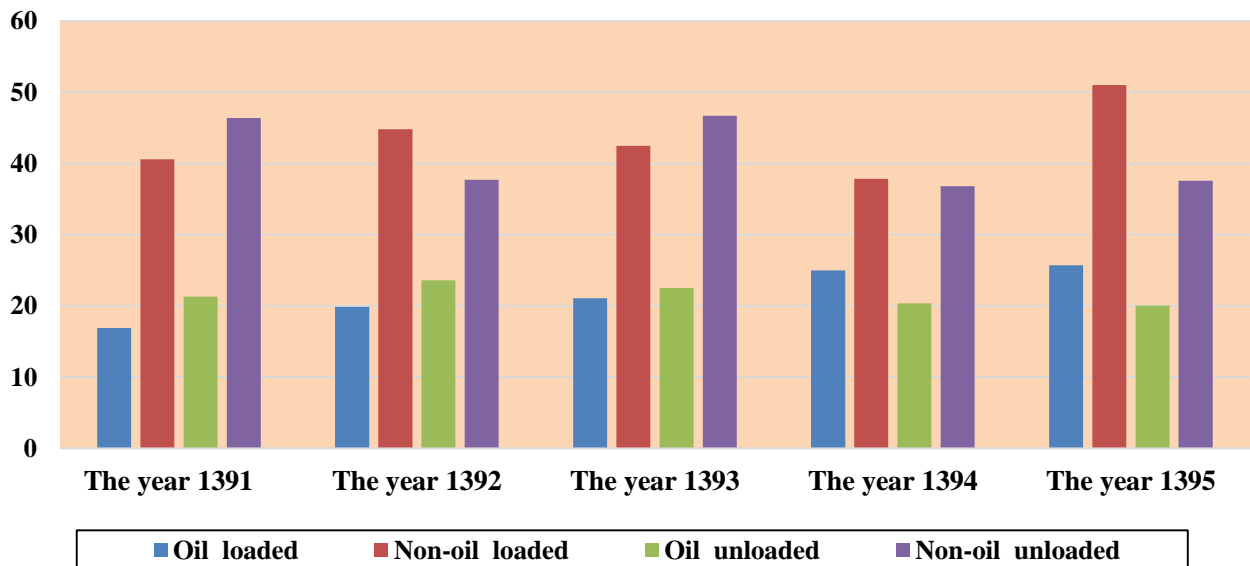
Million persons



For data see Table 12.7.

12.2. WEIGHT OF CARGO UNLOADED AND LOADED AT COMMERCIAL PORTS

Million tons



For data see Tables 12.11. and 12.12.

**12.14. PASSENGERS AND CARGO TRANSPORTED BY VALFAJR 8 SHIPPING CO.⁽¹⁾ AND
THE CASPIAN SEA SHIPPING CO.⁽²⁾ (1000 tons chartered; 1000 persons)**

Year	Valfajr 8 Shipping Co.						The Caspian Sea Shipping Co.	
	Total		Cargo		Passenger		Cargo	Passenger
	Cargo	Passenger	Domestic journeys	Overseas journeys	Domestic journeys	Overseas journeys		
1380.....	461	463	269	192	356	107	688	0
1385.....	308	217	82	226	204	13	933	0
1390.....	1785	335	822	963	244	91	1723	0
1391.....	2087	540	1247	831	452	88	1779	0
1392.....	3097	520	1468	1629	430	90	1952	0
1393.....	2386	310	1471	915	208	102	2136	0
1394.....	2228	241	1224	1004	147	94	1881	0
1395⁽³⁾.....	716	240	522	194	158	82	1936	0

1. This company's liners travel between southern Iranian ports and islands or between southern Iranian ports and Persian Gulf coastal states.

2. This company's liners travel between northern Iranian ports and the Caspian Sea coastal states.

3. Reduction in cargo transported by valfajr compared to the previous year is due to change in commercial operations of the company

Source: I. R. I. Shipping Co.

**12.15. PASSENGERS ARRIVING AT AND DEPARTING FROM AIRPORTS BY DOMESTIC
AND INTERNATIONAL FLIGHTS (1000 persons)**

Year	Departure			Arrival		
	Total	Domestic	International	Total	Domestic	International
1380.....	10101	8564	1537	10039	8564	1475
1385.....	15286	12423	2862	15245	12423	2822
1390.....	20885	16481	4404	20860	16481	4379
1391.....	20793	16655	4138	20734	16655	4079
1392.....	19687	16617	3070	19618	16617	3001
1393.....	22822	17462	5360	22812	17462	5350
1394.....	23584	18252	5332	23546	18252	5294
1395.....	27542	22017	5525	27379	22017	5362

Source: Civil Aviation Organization.

12.16. PASSENGERS ON INTERNATIONAL FLIGHTS TRANSPORTED BY DOMESTIC AND FOREIGN AIRLINES (1000 persons)

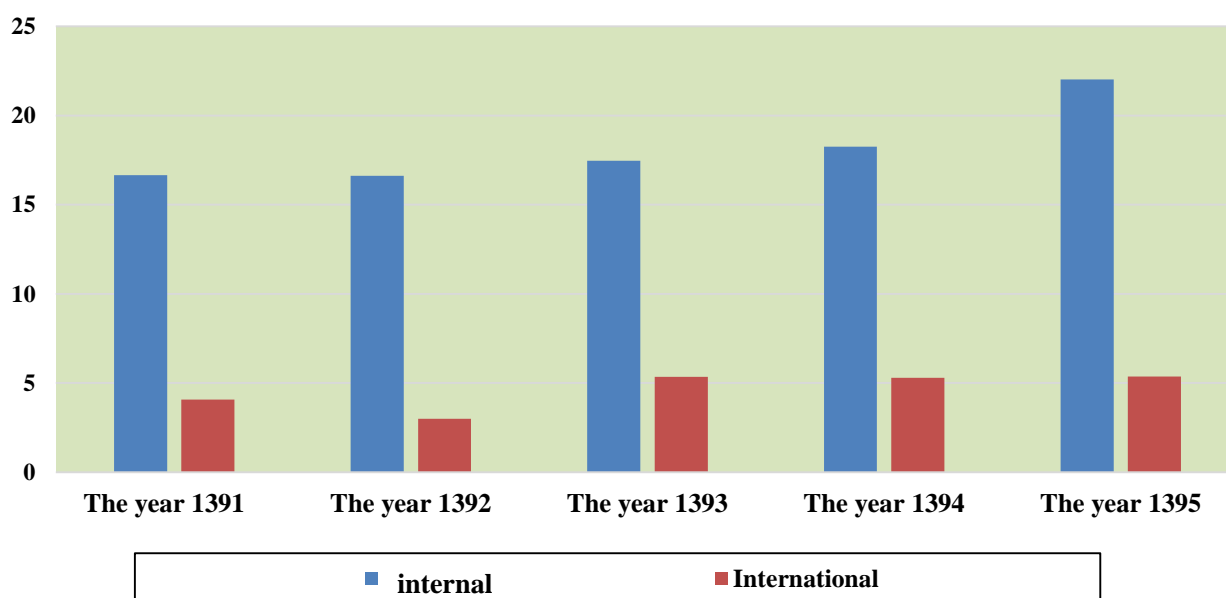
Description	The year 1380		The year 1385		The year 1390		The year 1391	
	Departure	Arrival	Departure	Arrival	Departure	Arrival	Departure	Arrival
Total.....	1537	1475	2862	2822	4404	4379	4139	4080
Domestic airlines.....	1160	1119	1942	1921	2566	2536	2526	2483
Foreign airlines	376	356	921	901	1837	1842	1613	1597

Description	The year 1392		The year 1393		The year 1394		The year 1395	
	Departure	Arrival	Departure	Arrival	Departure	Arrival	Departure	Arrival
Total	4626	4503	5360	5350	5332	5294	5525	5362
Domestic airlines.....	3070	3001	3354	3360	3167	3161	3029	2947
Foreign airlines	1556	1502	2006	1990	2165	2133	2496	2415

Source: Civil Aviation Organization.

12.3. NUMBER OF IN-COMING PASSENGERS ON DOMESTIC & INTERNATIONAL FLIGHTS

Million persons



For data see Table 12.15.

12.17. PASSENGERS ON FLIGHTS OF DOMESTIC AIRLINES BY AIRPORT⁽¹⁾ (1000 persons)

Ostan and airport	The year 1380		The year 1385		The year 1390		The year 1391	
	Departure	Arrival	Departure	Arrival	Departure	Arrival	Departure	Arrival
Total.....	8564	8564	12423	12423	16476	16476	16654	16654
East Azarbayegan								
Tabriz.....	273	275	390	395	535	536	507	503
Sahand.....	3	3	3	3	1	1	-	-
West Azarbayegan								
Orumiyeh.....	110	108	134	131	121	123	133	134
Khoy.....	×	×	×	×	6	5	5	5
Ardebil								
Ardebil.....	42	43	89	88	128	124	107	106
Parsabad.....	2	2	3	2	5	4	3	2
Esfahan								
Esfahan.....	516	524	664	666	729	752	747	771
Kashan.....	×	×	×	×	×	×	×	×
Ilam								
Ilam.....	7	8	18	18	69	67	67	66
Bushehr								
Bahrgan.....	2	2	3	3	10	8	11	9
Bushehr.....	125	123	150	148	177	174	182	182
Khark.....	47	40	78	77	83	83	94	93
Asaluyeh.....	21	19	282	276	317	317	372	371
Tohid.....	9	8	15	15	13	11	10	7
Tehran								
Emam Khomeini.....	×	×	×	×	0	1	1	1
Mehrabad.....	3441	3476	5047	5062	6220	6288	6209	6232
Chaharmahal & Bakhtiari								
Shahr-e-Kord.....	11	12	7	9	7	8	7	8
South Khorasan								
Birjand.....	6	7	43	43	49	51	48	49
Tabas.....	1	2	0	0	2	2	2	3
Khorasan-e-Razavi								
Sabzevar.....	×	×	×	×	19	20	21	22
Mashhad.....	1033	1026	1457	1486	2472	2438	2669	2665
North Khorasan								
Bojnourd.....	4	4	7	7	19	18	17	17
Khuzestan								
Abadan.....	108	106	124	126	162	163	124	124
Aghajari.....	×	×	×	×	7	5	7	6
Ahvaz.....	455	454	691	692	901	900	944	946
Behbahan.....	0	0	0	0	0	0	0	0
Dezful.....	//	//	17	17	58	57	56	57
Mahshahr.....	52	48	137	135	106	101	112	111
Zanjan								
Zanjan.....	×	×	×	×	9	9	13	12
Semnan								
Shahrud.....	0	0	0	0	0	0	-	0
Sistan & Baluchestan								
Iranshahr.....	4	4	5	6	8	8	13	13
Chabahar.....	76	72	91	85	78	82	78	78

12.17. PASSENGERS ON FLIGHTS OF DOMESTIC AIRLINES BY AIRPORT⁽¹⁾ (continued)
(1000 persons)

Ostan and airport	The year 1380		The year 1385		The year 1390		The year 1391	
	Departure	Arrival	Departure	Arrival	Departure	Arrival	Departure	Arrival
Zabol	4	2	16	12	7	7	10	10
Zahedan	139	140	172	162	249	229	222	206
Saravan	×	×	×	×	0	0	0	0
Fars								
Jahrom	//	//	0	0	0	0	-	-
Shiraz	615	620	835	842	977	982	965	965
Lar	11	12	9	10	13	12	12	12
Lamerd	7	6	14	14	0	0	11	10
Kordestan								
Sanandaj	14	15	27	29	41	43	44	47
Kerman								
Bam	6	5	23	24	5	7	5	6
Jiroft	//	//	0	0	0	0	0	0
Rafsanjan	8	9	6	6	0	0	-	-
Sirjan	4	4	11	10	5	5	6	6
Kerman	193	191	218	215	337	332	332	327
Kermanshah								
Kermanshah	169	176	230	228	260	257	218	216
Kohgiluyeh & Boyerahmad								
Gachsaran	×	×	×	×	×	×	×	×
Yasuj	×	×	×	×	16	15	11	12
Golestan								
Gorgan	8	8	33	31	108	109	90	92
Gilan								
Rasht	59	60	64	65	147	148	131	131
Lorestan								
Khorramabad	16	19	20	24	14	14	18	15
Mazandaran								
Ramsar	5	5	9	9	15	15	18	17
Sari	27	27	27	30	62	65	73	77
Noshahr	//	0	8	7	15	15	16	15
Markazi								
Arak	×	×	×	×	4	4	0	0
Hormozgan								
Abumusa	1	1	11	10	15	15	19	20
Bandar Abbas	271	256	343	332	503	497	459	456
Bandar-e-Lengeh	23	20	17	15	15	14	13	13
Siri	21	19	32	22	36	27	30	25
Qeshm	20	16	35	38	84	76	91	88
Kish	438	444	608	607	999	1005	1084	1085
Lavan	34	26	28	27	38	30	32	31
Hamedan								
Hamedan	3	4	2	3	11	11	4	3
Yazd								
Yazd	119	110	135	133	188	187	186	176

12.17. PASSENGERS ON FLIGHTS OF DOMESTIC AIRLINES BY AIRPORT⁽¹⁾ (continued)
(1000 persons)

Ostan and airport	The year 1392		The year 1393		The year 1394		The year 1395	
	Departure	Arrival	Departure	Arrival	Departure	Arrival	Departure	Arrival
Total	16617	16617	17462	17462	18253	18253	22017	22017
East Azarbayejan								
Tabriz	495	496	569	580	558	618	774	776
Sahand.....	0	0	1	0	0	0	0	0
West Azarbayejan								
Orumiyeh	148	151	144	145	162	161	173	175
Khoy.....	3	2	0	0	6	6	4	4
Ardebil								
Ardebil	91	91	83	83	95	92	114	113
Parsabad	×	×	×	×	×	×	×	×
Esfahan								
Esfahan.....	766	787	801	814	829	843	994	1007
Kashan.....	×	×	×	×	×	×	13	12
Ilam								
Ilam	64	63	66	64	65	60	94	92
Bushehr								
Bahrgan	13	11	14	12	12	10	11	8
Bushehr	172	174	158	157	163	162	199	199
Khark.....	97	96	96	95	83	85	81	84
Asaluyeh.....	348	345	367	364	393	391	404	400
Tohid.....	9	7	9	8	2	2	0	0
Tehran								
Emam Khomeini	0	0	3	0	0	0	0	0
Mehrabad	6112	6117	6398	6428	6704	6675	7968	7953
Chaharmahal & Bakhtiari								
Shahr-e-Kord.....	2	2	6	7	4	7	16	17
South Khorasan								
Birjand.....	44	44	44	44	45	45	54	53
Tabas	2	2	2	2	3	3	4	5
Khorasan-e-Razavi								
Sabzevar	14	15	11	11	7	7	13	13
Mashhad	2768	2771	2986	2992	3145	3145	3915	3927
North Khorasan								
Bojnourd.....	21	21	17	17	19	21	18	19
Khuzestan								
Abadan	178	178	216	208	251	248	299	289
Aghajari.....	8	6	8	6	9	7	6	5
Ahvaz	916	917	975	974	1047	1047	1262	1256
Behbahan.....	0	0	×	×	×	×	×	×
Dezful.....	68	69	52	52	59	59	81	82
Mahshahr.....	83	81	86	83	89	87	80	76
Zanjan								
Zanjan	10	10	8	9	6	6	6	6
Semnan								
Shahrud	0	0	0	0	2	3	2	2
Sistan & Baluchestan								
Iranshahr.....	13	13	12	12	5	3	3	0
Chabahar	63	64	70	67	78	75	98	95

12.17. PASSENGERS ON FLIGHTS OF DOMESTIC AIRLINES BY AIRPORT⁽¹⁾ (continued)
(1000 persons)

Ostan and airport	The year 1392		The year 1393		The year 1394		The year 1395	
	Departure	Arrival	Departure	Arrival	Departure	Arrival	Departure	Arrival
Zabol	10	10	9	9	13	18	14	17
Zahedan	198	184	205	196	200	190	240	234
Saravan	0	0	0	1	0	0	×	×
Fars								
Jahrom	0	0	×	×	×	×	×	×
Shiraz	942	948	958	983	1100	1129	1358	1412
Lar	12	12	14	13	15	14	14	13
Lamerd	10	10	9	10	5	8	6	8
Kordestan								
Sanandaj	36	40	28	31	28	31	31	34
Kerman								
Bam	2	4	5	6	5	5	5	7
Jiroft	0	0	3	3	4	4	5	7
Rafsanjan	7	7	9	9	8	9	7	8
Sirjan	10	11	12	12	12	13	18	19
Kerman	310	306	349	344	336	330	355	349
Kermanshah								
Kermanshah	201	200	213	206	191	188	269	267
Kohgiluyeh & Boyerahmad								
Gachsaran	×	×	×	×	3	4	8	6
Yasuj	11	11	6	7	13	14	13	13
Golestan								
Gorgan	82	83	73	72	75	76	101	102
Gilan								
Rasht	140	142	139	141	144	144	183	182
Lorestan								
Khorramabad	22	21	41	40	35	33	21	20
Mazandaran								
Ramsar	20	19	12	11	16	16	26	25
Sari	91	98	105	108	104	109	138	143
Noshahr	15	15	13	13	16	16	16	16
Markazi								
Arak	0	0	3	3	6	6	7	8
Hormozgan								
Abumusa	17	18	10	16	13	14	9	9
Bandar Abbas	435	423	437	423	425	416	530	515
Bandar-e-Lengeh	13	13	11	11	12	12	12	11
Siri	32	30	31	27	32	26	31	25
Qeshm	134	128	160	152	166	156	218	216
Kish	1107	1103	1131	1103	1139	1116	1339	1327
Lavan	39	39	34	32	35	31	30	27
Hamedan								
Hamedan	8	7	11	11	13	13	17	16
Yazd								
Yazd	198	196	227	227	245	245	312	311

1. Statistics for some airports which have less contribution in the transportation of passengers are included in the total.
Source: Civil Aviation Organization.

12.18. PASSENGERS ON INTERNATIONAL FLIGHTS OF DOMESTIC⁽¹⁾ AIRLINES BY DOMESTIC AND OVERSEAS AIRPORTS (1000 persons)

Description	The year 1380		The year 1385		The year 1390		The year 1391	
	Departure	Arrival	Departure	Arrival	Departure	Arrival	Departure	Arrival
Total	2018	2018	2609	2558	4404	4377	4140	4078
Domestic airports	979	985	1272	1256	4404	4377	4140	4078
Abadan	3	4	0	0	5	5	-	-
Ardebil	000	000	000	000	10	10	7	7
Orumiyeh	3	3	1	1	15	14	21	18
Esfahan.....	45	65	65	65	209	198	193	186
Emam Khomeini	×	×	210	206	2391	2338	2243	2201
Ahvaz	15	16	24	22	63	61	48	47
Bandar Abbas.....	25	26	32	32	57	55	45	44
Bushehr	16	15	18	17	15	15	10	11
Tabriz	13	13	24	24	139	142	110	111
Tehran	602	584	545	540	390	376	311	314
Chabahar	000	000	000	000	6	6	5	5
Rasht	4	4	0	0	22	22	20	20
Zahedan.....	2	3	1	1	23	23	15	15
Sari.....	14	18	16	16	74	75	66	66
Shiraz	98	91	113	119	155	202	181	182
Qeshm	000	000	000	000	23	24	8	9
Kerman.....	11	8	3	3	50	50	43	44
Kermanshah	2	3	1	1	24	24	18	19
Kish.....	000	000	000	000	95	90	102	104
Lar	31	28	30	28	38	37	37	34
Lamerd	10	10	10	10	8	7	6	5
Mashhad.....	75	82	123	113	506	519	566	552
Yazd	8	8	7	7	46	46	36	36
Other	1	4	49	51	40	38	49	48
Overseas airports	1039	1033	1337	1302	000	000	000	000
Athens	0	0	0	0	000	000	000	000
Almati	3	3	0	0	000	000	000	000
Arlanda.....	14	15	20	20	000	000	000	000
Amsterdam	26	27	26	28	000	000	000	000
Ankara.....	000	000	000	000	000	000	000	000
Abu Dhabi.....	0	0	1	1	000	000	000	000
Urumchi	000	000	000	000	000	000	000	000
Istanbul.....	18	19	34	35	000	000	000	000
Yerevan.....	000	000	000	000	000	000	000	000
Stockholm	000	000	000	000	000	000	000	000
Baku	1	2	5	5	000	000	000	000
Bangkok	000	000	000	000	000	000	000	000
Bahrain.....	27	26	29	29	000	000	000	000

**12.18.PASSENGERS ON INTERNATIONAL FLIGHTS OF DOMESTIC⁽¹⁾ AIRLINES BY
DOMESTIC AND OVERSEAS AIRPORTS (continued) (1000 persons)**

Description	The year 1380		The year 1385		The year 1390		The year 1391	
	Departure	Arrival	Departure	Arrival	Departure	Arrival	Departure	Arrival
Baghdad	000	000	000	000	000	000	000	000
Mumbai	9	10	19	19	000	000	000	000
Beirut.....	000	000	000	000	000	000	000	000
Paris.....	21	21	15	16	000	000	000	000
Beijing.....	17	17	20	22	000	000	000	000
Tashkent.....	3	3	4	4	000	000	000	000
Tokyo	16	16	13	11	000	000	000	000
Jiddah	300	269	293	211	000	000	000	000
Dhaka	12	8	0	0	000	000	000	000
Dhamam.....	000	000	000	000	000	000	000	000
Damascus	26	26	38	40	000	000	000	000
Dubai.....	279	287	426	383	000	000	000	000
Dusseldorf.....	000	000	000	000	000	000	000	000
Dushanbe.....	000	000	000	000	000	000	000	000
Delhi.....	000	000	000	000	000	000	000	000
Doha.....	18	18	17	16	000	000	000	000
Rome	9	9	6	5	000	000	000	000
Geneva	3	3	5	6	000	000	000	000
Sabiha.....	000	000	000	000	000	000	000	000
Sharjah	8	8	2	1	000	000	000	000
Ashkhabad.....	1	3	0	0	000	000	000	000
Frankfurt.....	33	35	36	35	000	000	000	000
Kabul.....	000	000	000	000	000	000	000	000
Copenhagen.....	6	6	10	10	000	000	000	000
Cologne.....	000	000	000	000	000	000	000	000
Karachi.....	5	5	6	7	000	000	000	000
Kuala Lumpur	11	14	25	27	000	000	000	000
Kuwait.....	70	71	75	71	000	000	000	000
Kiev.....	000	000	000	000	000	000	000	000
Gothenburg.....	000	000	000	000	000	000	000	000
Larnaca.....	8	8	1	1	000	000	000	000
London	41	42	46	48	000	000	000	000
Madrid.....	2	2	0	0	000	000	000	000
Moscow.....	7	8	5	6	000	000	000	000
Muscat.....	000	000	000	000	000	000	000	000
Medina	000	000	000	000	000	000	000	000
Milan.....	000	000	000	000	000	000	000	000
Najaf.....	000	000	000	000	000	000	000	000
Vienna.....	6	7	7	10	000	000	000	000
Hamburg.....	13	13	21	20	000	000	000	000
Other	27	34	133	216	000	000	000	000

12.18.PASSENGERS ON INTERNATIONAL FLIGHTS OF DOMESTIC⁽¹⁾ AIRLINES BY DOMESTIC AND OVERSEAS AIRPORTS (continued) (1000 persons)

Description	The year 1392		The year 1393		The year 1394		The year 1395	
	Departure	Arrival	Departure	Arrival	Departure	Arrival	Departure	Arrival
Total.....	4626	4503	5360	5350	5294	5332	5525	5362
Domestic airports	4626	4503	5360	5350	5294	5332	5525	5362
Abadan	0	0	5	5	17	20	25	20
Ardebil	8	8	15	16	6	6	7	7
Orumiyeh	16	14	15	16	6	6	18	17
Esfahan.....	237	226	253	249	232	239	252	247
Emam Khomeini	2457	2388	3101	3052	3431	3452	3772	3667
Ahvaz	52	50	57	56	45	49	42	39
Bandar Abbas	38	37	38	37	36	37	41	37
Bushehr	13	12	13	13	4	4	7	7
Tabriz	118	115	129	129	107	109	126	116
Tehran	332	317	140	157	2	3	2	3
Chabahar	6	6	6	6	3	3	7	7
Rasht	13	13	17	18	2	2	6	3
Zahedan	14	14	16	16	11	11	10	10
Sari	104	99	105	113	30	30	34	34
Shiraz	174	173	230	233	223	219	202	200
Qeshm	27	28	34	36	48	47	26	21
Kerman	56	55	54	55	34	34	33	32
Kermanshah	18	20	24	24	12	13	5	5
Kish.....	119	120	131	133	142	139	25	26
Lar	40	38	41	38	52	57	57	56
Lamerd	4	4	4	3	3	3	4	3
Mashhad.....	693	685	833	848	814	813	785	768
Yazd	42	42	43	43	17	18	22	19
Other	44	41	56	56	17	18	17	18
Overseas airports.....	000	000	000	000	000	000	000	000
Athens	000	000	000	000	000	000	000	000
Almati	000	000	000	000	000	000	000	000
Arlanda (Sweden)	000	000	000	000	000	000	000	000
Amsterdam.....	000	000	000	000	000	000	000	000
Ankara.....	000	000	000	000	000	000	000	000
Abu Dhabi.....	000	000	000	000	000	000	000	000
Urumchi	000	000	000	000	000	000	000	000
Istanbul.....	000	000	000	000	000	000	000	000
Yerevan.....	000	000	000	000	000	000	000	000
Stockholm	000	000	000	000	000	000	000	000
Baku	000	000	000	000	000	000	000	000
Bangkok	000	000	000	000	000	000	000	000
Bahrain.....	000	000	000	000	000	000	000	000

**12.18.PASSENGERS ON INTERNATIONAL FLIGHTS OF DOMESTIC⁽¹⁾ AIRLINES BY
DOMESTIC AND OVERSEAS AIRPORTS (continued) (1000 persons)**

Description	The year 1392		The year 1393		The year 1394		The year 1395	
	Departure	Arrival	Departure	Arrival	Departure	Arrival	Departure	Arrival
Baghdad	000	000	000	000	000	000	000	000
Mumbai	000	000	000	000	000	000	000	000
Beirut.....	000	000	000	000	000	000	000	000
Paris.....	000	000	000	000	000	000	000	000
Beijing.....	000	000	000	000	000	000	000	000
Tashkent.....	000	000	000	000	000	000	000	000
Tokyo	000	000	000	000	000	000	000	000
Jiddah	000	000	000	000	000	000	000	000
Dhaka	000	000	000	000	000	000	000	000
Dhamam.....	000	000	000	000	000	000	000	000
Damascus	000	000	000	000	000	000	000	000
Dubai.....	000	000	000	000	000	000	000	000
Dusseldorf.....	000	000	000	000	000	000	000	000
Dushanbe.....	000	000	000	000	000	000	000	000
Delhi.....	000	000	000	000	000	000	000	000
Doha.....	000	000	000	000	000	000	000	000
Rome	000	000	000	000	000	000	000	000
Geneva	000	000	000	000	000	000	000	000
Sabiha.....	000	000	000	000	000	000	000	000
Sharjah	000	000	000	000	000	000	000	000
Ashkhabad.....	000	000	000	000	000	000	000	000
Frankfurt.....	000	000	000	000	000	000	000	000
Kabul.....	000	000	000	000	000	000	000	000
Copenhagen.....	000	000	000	000	000	000	000	000
Cologne	000	000	000	000	000	000	000	000
Karachi	000	000	000	000	000	000	000	000
Kuala Lumpur	000	000	000	000	000	000	000	000
Kuwait.....	000	000	000	000	000	000	000	000
Kiev	000	000	000	000	000	000	000	000
Gothenburg.....	000	000	000	000	000	000	000	000
Larnaca.....	000	000	000	000	000	000	000	000
London	000	000	000	000	000	000	000	000
Madrid.....	000	000	000	000	000	000	000	000
Moscow.....	000	000	000	000	000	000	000	000
Muscat.....	000	000	000	000	000	000	000	000
Medina	000	000	000	000	000	000	000	000
Milan.....	000	000	000	000	000	000	000	000
Najaf.....	000	000	000	000	000	000	000	000
Vienna.....	000	000	000	000	000	000	000	000
Hamburg.....	000	000	000	000	000	000	000	000
Other	000	000	000	000	000	000	000	000

1. Statistics for the years 1380 and 1385 include only Airline of the I.R.I. and Aseman Airline.

Source: Civil Aviation Organization.

12.19. HAJJ⁽¹⁾ PILGRIMS TRANSPORTED BY AIRLINES**(person)**

Year & city	Origin	Destination
1380.....	88591	88666
1385.....	103133	103689
1390.....	98484	96265
1391.....	75895	75556
1392.....	64720	66285
1393.....	64506	64506
1394.....	64343	63835
1395⁽²⁾	×	×
Ardebil	×	×
Orumiyeh	×	×
Esfahan.....	×	×
Ahvaz	×	×
Bandar Abbas	×	×
Bushehr	×	×
Tabriz	×	×
Tehran	×	×
Rasht	×	×
Zahedan.....	×	×
Zanjan	×	×
Sari	×	×
Shiraz	×	×
Kerman.....	×	×
Kermanshah	×	×
Gorgan.....	×	×
Mashhad	×	×
Hamedan	×	×
Yazd	×	×

1.Relating to the greater pilgrimage.

2.In the year 1395, Iranian hajj pilgrims did not participate in Hajj ceremonies due to Mena accident and cut off of diplomaticities between Iran and Saudi Arabia.

Source: Civil Aviation Organization.

12.20. WEIGHT OF FREIGHT AND POSTAL ARTICLES TRANSPORTED THROUGH AIRPORTS OF THE COUNTRY BY DOMESTIC AND INTERNATIONAL FLIGHT (ton)

Year	Freight					
	Dispatched			Received		
	Total	Domestic	International	Total	Domestic	International
1380.....	51979	26968	25012	52953	26968	25985
1385.....	58529	32173	26356	128559	32173	96386
1390.....	81219	56413	24806	117634	56413	61221
1391.....	39598	13581	26017	54811	13581	41230
1392.....	28701	11157	17544	45392	11157	34235
1393.....	32088	10086	22002	50596	10086	40510
1394.....	42606	9687	32919	53440	9687	43753
1395.....	31433	12524	18909	39178	12524	26654

Year	Postal articles					
	Dispatched			Received		
	Total	Domestic	International	Total	Domestic	International
1380.....	3914	2751	1162	3970	2751	1218
1385.....	6774	4763	2011	9723	4763	4960
1390.....	8023	3843	4180	11685	3843	7842
1391.....	4276	3005	1271	4129	3005	1124
1392.....	3620	2676	944	3610	2676	934
1393.....	2995	2291	704	3196	2291	905
1394.....	2323	1601	722	2600	1601	999
1395.....	1901	1781	120	2471	1781	690

Source: Civil Aviation Organization.

12.21. GENERAL SPECIFICATIONS OF TRANSPORTATION COOPERATIVES AT THE END OF YEAR

(mln rials)

Description	Number	Members	Employees	Capital
<i>Registered cooperatives⁽¹⁾</i>				
1380.....	1382	169986	53846	395300
1385.....	2521	186166	66810	456454
1390.....	4116	133853	86106	5159387
1391.....	4145	237404	79260	4756690
1392.....	4205	229816	82639	4634962
1393.....	4263	236770	80680	5091636
1394.....	4301	235744	83135	1351348
1395.....	4507	241005	85400	1384093
<i>Cooperatives under establishment</i>				
1380.....	0	0	0	0
1385.....	4	54	63	67
1390.....	61	944	973	1649
1391.....	89	1372	1587	2515
1392.....	0	0	0	0
1393.....	2	14	17	4
1394.....	-	-	-	-
1395.....	3	21	18	52
<i>Cooperatives in operation</i>				
1380.....	776	68607	44047	4613418
1385.....	1455	78324	52375	4704154
1390.....	2579	178316	67804	4678827
1391.....	2386	182103	57406	4579194
1392.....	2297	175097	59536	4460427
1393.....	2168	179107	54899	4853063
1394.....	2171	175107	60102	1251685
1395.....	2222	180769	56733	913361

12.21. GENERAL SPECIFICATIONS OF TRANSPORTATION COOPERATIVES AT THE END OF YEAR (continued)

Description	Number	Member	Employees	Capital (mln rials)
East Azarbayejan	99	13393	2411	14035
West Azarbayejan	35	6797	2112	13000
Ardebil	34	5688	450	2028
Esfahan	103	18414	1965	82002
Alborz	12	1387	451	7441
Ilam	10	135	62	99
Bushehr	191	4334	4166	84350
Tehran	130	11535	9779	406746
Chaharmahal & Bakhtiyari	33	1577	1784	13780
South Khorasan	16	1999	260	1822
Khorasan-e-Razavi.....	108	23458	1932	13955
North Khorasan.....	44	2450	2152	2952
Khuzestan.....	69	8315	1615	4671
Zanjan	23	3208	197	3733
Semnan	19	2236	2454	2441
Sistan & Baluchestan	67	1754	798	48345
Fars	87	11969	2838	31463
Qazvin	39	4220	1000	2668
Qom.....	9	3948	97	3418
Kordestan	48	3790	1476	1833
Kerman	93	5105	1081	3692
Kermanshah	36	3468	793	865
Kohgiluyeh & Boyerahmad	36	271	255	1743
Golestan	67	4404	1218	11296
Gilan.....	123	8582	4943	6947
Lorestan	75	2424	771	5605
Mazandaran	143	9302	3334	11684
Markazi	110	6017	966	1573
Hormozgan	247	5107	4194	112899
Hamedan	24	2122	282	513
Yazd	92	3360	897	15762

1. Including cooperatives in operation, out of operation, and under establishment.

Source: Ministry of Cooperatives, Labor and Social Welfare.

12.22. NUMBER OF ESTABLISHMENTS RENDERING STORAGE SERVICES BY TYPE OF MAIN ACTIVITY AND OSTAN

Year & Ostan	Total	Storage	Cold storage
1384.....	820	378	442
1387.....	827	393	434
1390.....	1140	530	611
1393.....	1285	628	657
East Azarbayejan	79	27	53
West Azarbayejan	167	3	164
Ardebil	13	0	13
Esfahan	63	35	28
Alborz	22	0	22
Ilam	4	2	2
Bushehr	6	2	4
Tehran	461	438	23
Chaharmahal & Bakhtiyari	6	2	4
South Khorasan	5	0	5
Khorasan-e-Razavi.....	41	6	35
North Khorasan.....	3	0	3
Khuzestan.....	11	0	11
Zanjan	7	0	7
Semnan	16	6	10
Sistan & Baluchestan	11	0	11
Fars	13	0	13
Qazvin	11	1	10
Qom.....	17	13	4
Kordestan	6	2	4
Kerman	100	0	100
Kermanshah	5	0	5
Kohgiluyeh & Boyerahmad	2	0	2
Golestan	18	6	12
Gilan.....	7	5	2
Lorestan	12	4	8
Mazandaran	73	15	58
Markazi	5	0	5
Hormozgan	78	55	23
Hamedan	17	3	13
Yazd	6	2	4

Source: Statistical Centre of Iran.

12.23. EMPLOYEES OF ESTABLISHMENTS RENDERING STORAGE SERVICES AND COMPENSATION OF WAGE AND SALARY WORKERS BY OSTAN

Year & Ostan	Total workers	Wage and salary workers	Unpaid wage and salary workers	Compensation of workers ⁽¹⁾ (salary and allowances and other cash and in kind payments to wage and salary workers) (mln rials)
1384	8177	7083	1094	230341
1387	8582	7528	1054	437934
1390	10410	9252	1158	696499
1393	10911	9468	1443	1204642
East Azarbayejan	684	568	117	92663
West Azarbayejan	1063	892	171	116915
Ardebil	110	97	13	7245
Esfahan	565	479	86	56780
Alborz	142	106	36	10749
Ilam	52	50	2	5063
Bushehr	151	144	6	10690
Tehran	4123	3459	664	510566
Chaharmahal & Bakhtiyari	36	35	1	4260
South Khorasan	21	20	1	2102
Khorasan-e-Razavi.....	390	365	25	38999
North Khorasan.....	29	27	2	2201
Khuzestan.....	203	193	10	19256
Zanjan	84	82	2	9457
Semnan	136	128	9	12177
Sistan & Baluchestan	175	170	4	13810
Fars	231	217	13	22835
Qazvin	152	141	11	21980
Qom.....	88	56	31	7987
Kordestan	43	40	3	3449
Kerman	460	355	106	32618
Kermanshah	28	27	1	3755
Kohgiluyeh & Boyerahmad	10	9	1	1239
Golestan	177	165	12	16696
Gilan.....	108	102	6	23639
Lorestan	81	69	13	6605
Mazandaran	408	356	52	42289
Markazi	38	30	8	2616
Hormozgan	917	891	26	85448
Hamedan	162	153	9	15270
Yazd	44	41	3	5285

1. Including salary and allowances as well as other cash and in-kind payments to wage and salary workers.

Source: Statistical Centre of Iran.

12.24. CHARACTERISTICS OF SPECIFIC PRESERVATION AREA OF GOODS IN THE NATIONAL STORAGES BY OSTAN

Year and Ostan	No. of storages ⁽¹⁾	Roofed space with side wall		Roofed space without side wall (hangar)		Open space (sq m)	Total capacity (cu m)
		Number	Area (sq m)	Number	Area (sq m)		
1385.....	397	1408	1124829	216	597385	1860557	10893866
1388.....	415	1506	1006280	227	487712	2030991	10781408
1391.....	537	1859	1460442	285	450844	3407579	16549968
1394.....	661	1899	2027948	299	459831	4224810	18740527
East Azarbayejan ..	28	85	125047	92	164312	170388	1421861
West Azarbayejan ..	6	37	49316	0	0	66500	381261
Ardebil	4	15	6031	0	0	0	16369
Esfahan	35	56	84740	4	30600	41500	552420
Alborz.....	0	0	0	0	0	0	0
Ilam	2	11	9243	0	0	0	34578
Bushehr.....	4	5	3861	0	0	0	12330
Tehran	444	1393	1513937	182	209215	3140960	13286739
Chaharmahal & Bakhtiyari	2	14	8255	0	0	10000	52765
South Khorasan	0	0	0	0	0	0	0
Khorasan-e-Razavi.....	9	27	19829	0	0	10000	120226
North Khorasan	1	0	0	0	0	0	0
Khuzestan.....	3	14	12750	0	0	0	52417
Zanjan	0	0	0	0	0	0	0
Semnan	7	9	3733	4	2525	18000	60983
Sistan & Baluchestan	0	0	0	0	0	0	0
Fars	0	0	0	0	0	0	0
Qazvin	1	5	13692	3	9450	29000	153852
Qom.....	13	33	6684	3	1436	8802	49237
Kordestan	3	13	7800	0	0	0	38500
Kerman	0	0	0	0	0	0	0
Kermanshah	0	0	0	0	0	0	0
Kohgiluyeh & Boyerahmad	0	0	0	0	0	0	0
Golestan.....	6	34	44499	0	0	0	173966
Gilan.....	5	8	10690	3	25830	86100	370620
Lorestan	4	16	6400	0	0	0	25600
Mazandaran	15	41	39831	0	0	0	114110
Markazi	3	19	6303	0	0	0	19539
Hormozgan	59	52	34922	8	16463	626559	1664057
Hamedan	3	6	7983	0	0	7000	42597
Yazd	2	5	12400	0	0	10000	96500

1. Referring to the establishments whose main or side activity is storekeeping.

Source: Statistical Centre of Iran.

12.25.CHARACTERISTICS OF NATIONAL COLD STORAGEES BY TYPE OF HALLS AND OSTAN

Year and Ostan	Number of cold storages	One-circuit below zero			One-circuit above zero		
		Number	Area (sq m)	Volume (cu m)	Number	Area (sq m)	Volume (cu m)
1385.....	443	472	128433	577420	2328	541650	2423755
1388.....	437	500	146295	642234	2609	630363	2623115
1391.....	643	477	188115	811753	3295	938887	4250233
1394.....	676	684	238720	1042901	3554	1086879	4719831
East Azarbayejan	53	39	22798	69963	220	87988	370300
West Azarbayejan	165	105	31390	137913	1211	345993	1459565
Ardebil	13	9	1792	9496	80	30186	154627
Esfahan	30	109	19704	97800	328	84461	330465
Alborz	22	12	4650	22002	126	39086	146123
Ilam	4	4	1260	5760	13	4500	21920
Bushehr	4	14	3966	14480	6	1792	8192
Tehran	24	82	52871	243877	262	124464	525611
Chaharmahal & Bakhtiyari	4	3	210	960	31	6116	12860
South Khorasan	5	11	4525	18800	5	1725	6700
Khorasan-e-Razavi.....	35	67	20356	84111	129	41433	191488
North Khorasan.....	3	0	0	0	1	100	500
Khuzestan.....	11	16	2727	11213	7	864	2557
Zanjan	7	11	3325	14000	35	10479	140000
Semnan	10	2	542	1625	88	19992	59865
Sistan & Baluchestan	11	7	1805	7321	49	10075	43115
Fars.....	13	27	10324	46679	212	79336	363254
Qazvin.....	10	2	400	1500	39	8060	31320
Qom.....	4	3	267	800	47	10400	30000
Kordestan	5	13	2400	11500	23	4116	18500
Kerman	100	17	5188	25305	216	76600	356740
Kermanshah	5	3	573	1853	11	1573	6960
Kohgiluyeh & Boyerahmad	2	1	600	2400	9	2670	12300
Golestan	12	19	7296	29670	29	8784	39132
Gilan.....	2	0	0	0	3	960	5100
Lorestan	8	5	2500	12500	15	4500	20250
Mazandaran	58	26	19097	95891	258	52711	248780
Markazi	5	6	1733	8667	14	8352	29467
Hormozgan	31	42	7664	25290	25	3505	9127
Hamedan	16	24	6958	33626	57	15048	71721
Yazd	5	7	1800	7900	7	1010	3290

12.25.CHARACTERISTICS OF DOMESTIC COLD STORAGE AND TYPE OF THEIR HALLS BY OSTAN (continued)

Year and Ostan	Two-circuit zero			Nominal capacity (ton)
	Number	Area (sq m)	Volume (cu m)	
1385	558	195531	808560	1091389
1388	790	222913	989542	1183597
1391	743	246429	1101817	1520077
1394	784	274091	1188257	1830754
East Azarbayejan.....	26	15203	71388	191046
West Azarbayejan	15	2786	13931	464316
Ardebil	2	538	2692	49754
Esfahan.....	74	21362	81812	108750
Alborz	24	6468	20361	61204
Ilam	2	1701	8505	4230
Bushehr	6	768	3840	5000
Tehran	144	67174	296031	151729
Chaharmahal & Bakhtiari	4	528	2000	14400
South Khorasan.....	0	0	0	2500
Khorasan-e-Razavi.....	65	33719	158018	146074
North Khorasan	11	5600	26000	5000
Khuzestan.....	30	13420	55135	21250
Zanjan	7	2079	8750	14875
Semnan.....	0	0	0	13867
Sistan & Baluchestan	0	0	0	19700
Fars.....	50	18577	80224	59162
Qazvin	43	12000	51000	22800
Qom.....	0	0	0	22000
Kordestan	15	1800	7000	19000
Kerman.....	42	13988	65107	160606
Kermanshah	25	7253	35627	13000
Kohgiluyeh & Boyerahmad	1	324	1620	5500
Golestan	32	7704	23490	45228
Gilan.....	6	1320	6900	4700
Lorestan.....	18	6320	26640	12500
Mazandaran.....	102	19676	95866	111503
Markazi	3	315	630	10085
Hormozgan.....	23	6772	26463	8808
Hamedan	4	1696	6226	54808
Yazd	10	5000	13000	7360

Source: Statistical Centre of Iran.

12.26. VALUE ADDED, INTERMEDIATE CONSUMPTION, AND OUTPUTS OF NATIONAL STORAGE SERVICES ESTABLISHMENTS BY OSTAN (Million rials)

Year and ostan	Value added	Intermediate consumption	Outputs			
			Total	Cellarage	Cold storage fees	Other
1384.....	563487	134571	698058	192493	389339	116226
1387.....	1164478	248742	1413220	521203	773873	118144
1390.....	1783933	436868	2220801	848409	890921	481471
1393.....	3462829	795955	4258783	1717476	1856578	684730
East Azarbayejan	243475	34532	278007	100400	109573	68035
West Azarbayejan	383557	71579	455136	73925	354341	26869
Ardebil	17722	3655	21377	2800	15755	2822
Esfahan	139938	33317	173255	71124	87175	14956
Alborz	75149	10729	85877	0	71065	14812
Ilam	6057	736	6793	630	6163	0
Bushehr.....	13968	2581	16548	3383	11980	1185
Tehran	1496946	346868	1843814	1201334	296022	346458
Chaharmahal & Bakhtiari	8891	839	9730	3180	6350	200
South Khorasan	7535	1816	9351	0	9291	60
Khorasan-e-Razavi	126861	33026	159887	14845	143516	1526
North Khorasan.....	8735	1555	10290	619	8719	952
Khuzestan	26919	8485	35404	7321	26626	1456
Zanjan	14932	7666	22599	0	22599	0
Semnan	22304	7852	30156	4800	22238	3119
Sistan & Baluchestan	16598	4986	21585	0	21224	361
Fars	125110	16108	141218	0	122618	18600
Qazvin	88864	16214	105078	21822	39462	43794
Qom.....	17270	6775	24046	7235	12074	4736
Kordestan	7065	4005	11070	2400	7580	1090
Kerman	100669	28445	129114	0	127470	1644
Kermanshah	7714	3593	11307	0	7667	3640
Kohgiluyeh & Boyerahmad	2443	557	3000	0	3000	0
Golestan.....	35197	12424	47621	1929	44009	1684
Gilan	37319	6233	43552	16661	8280	18611
Lorestan	15868	4832	20700	7200	13500	0
Mazandaran	206583	37885	244468	65811	136142	42516
Markazi	6421	1387	7808	843	6224	741
Hormozgan	123359	74489	197848	91404	43383	63061
Hamedan	62168	8604	70772	4110	65168	1494
Yazd	17190	4182	21372	13700	7362	310

Source: Statistical Centre of Iran.

12.27. NUMBER AND CAPACITY OF OPERATING SILOS AND WHEAT WAREHOUSE BY TYPE (1000 tons)

Year and Ostan	Wheat silo		Type of wheat warehouse			
			Regular covered warehouse		Uncovered	
	Number	Capacity	Number	Capacity	Number	Capacity
1380.....	91	2709	36	490	16	1730
1385.....	94	2881	42	538	16	1900
1390.....	84	2985	67	1078	17	1980
1391.....	84	2985	67	1078	17	1980
1392.....	84	2985	67	1078	17	1980
1393.....	85	3025	68	1098	17	1980
1394.....	88	3115	69	1118	17	1980
1395.....	88	3115	69	1118	17	1980
East Azarbayejan	7	170	5	75	0	0
West Azarbayejan	4	84	7	55	1	100
Ardebil	3	68	1	20	1	100
Esfahan	3	143.5	0	0	1	180
Alborz.....	1	80	1	40	1	140
Ilam	0	0	1	20	0	0
Bushehr	1	8	1	20	0	0
Tehran	4	264	2	10	1	280
Chaharmahal & Bakhtiari	1	27.5	0	0	0	0
South Khorasan	1	5	2	30	0	0
Khorasan-e-Razavi.....	8	235.5	2	40	1	240
North Khorasan.....	2	55	0	0	0	0
Khuzestan.....	6	244	5	90	1	150
Zanjan	1	8	1	15	1	100
Semnan	1	27.5	1	20	1	80
Sistan & Baluchestan	2	79	2	40	0	0
Fars	4	151.5	7	180	2	210
Qazvin	1	80	2	25	0	0
Qom.....	2	107.5	1	20	0	0
Kordestan	3	78	5	60	0	0
Kerman	5	215.5	0	0	1	40
Kermanshah	6	188	6	68	2	80
Kohgiluyeh & Boyerahmad	1	27.5	0	0	0	0
Golestan.....	6	172	5	110	0	0
Gilan.....	1	103	0	0	0	0
Lorestan.....	7	165	4	45	0	0
Mazandaran.....	1	103	0	0	0	0
Markazi	2	41	1	20	1	100
Hormozgan.....	0	0	1	20	1	100
Hamedan	3	166	6	95	0	0
Yazd	1	18	0	0	1	80

Source: Iranian Government Commerce Company.