

# T

## *Introduction*

The country's first manufacturing survey was launched in the year 1342 by the former General Department of Public Statistics, for which the Ministry of Economics was an immediate replacement from the year 1343 to the year 1351. It kept on performing the job up to the year 1352, when the Ministry of Industries and Mines took the duty over.

The SCI launched the first Survey of Large Manufacturing Establishments (with 10 or more workers) in the year 1351, which was annually repeated until the year 1366, except for the years 1356 and 1357.

Because of changes taken place in the country's industrial structure and the need for statistical review of the manufacturing establishments the SCI planned and implemented a comprehensive manufacturing survey in the year 1367, which was annually implemented till the year 1370.

Due to the fact that the large manufacturing establishments (with 10 or more workers), comprised the lion's share of the manufacturing sector, the SCI resumed the annual implementation of the Survey of Large Manufacturing Establishments in the year 1371, which was repeated in the years 1372 and 1373. Moreover, in the year 1373 the SCI conducted the General Census of Manufacturing and Mines (GCMM).

The second stage of the GCMM was implemented in the year 1374 based on the frame developed from the first stage, to provide data in detail for the year 1373 in this sector. During the procedure, the data on manufacturing establishments with less than 6 workers were collected through a sample survey while the data on those with 6 or more workers were gathered through a census.

In the year 1376, the data on manufacturing establishments for the years 1374 and 1375 were collected based on the developed frame and the

establishments identified after the year 1373. The data on establishments with 10 and more workers were collected through a census while the data on establishments with less than 10 workers were based on a sample survey only for the year 1375. Moreover, a census for the manufacturing establishments with 10 or more workers has been taken since the year 1377 to collect and publish data in detail for the previous year by type of manufacturing activity. In the year 1381, the General Census of Establishments was conducted to collect a frame data set for the nation's economic activities- for both establishments and households' activities.

In the year 1382, based on the frame developed from the 1381 General Census of Establishments, the data for manufacturing establishments with less than 10 workers were collected through a sample survey with a sample size of 50000, while the data for establishments with 10 or more workers were gathered through a census. In next years, based on the frame developed from the 1381 General Census of Establishments, a census was conducted to collect data on the establishments with 10 or more workers. The data resulted from this census are included in this chapter.

With respect to the importance of the household industries, a sample survey on these activities was implemented along with the GCMM in the years 1374 and 1376.

Also, data collection on new manufacturing permits has regularly been conducted by the Ministry of Industries and Mines since its involvement in statistical activities.

The information presented here comprises the data on manufacturing permits issued by the Ministry of Industry, Mine and Trade selected data on characteristics and economic performance of manufacturing establishments and households with economic activities, resulted from the SCI's surveys, and data on

general characteristics of manufacturing cooperatives covered by the Ministry of Cooperatives.

It is noteworthy that the data appeared in the tables 8.1 through 8.7 are related to the establishments supervised by the Ministry of Industry, Mine and Trade, so the data on refineries not covered by the Ministry are not included.

To classify activities of the manufacturing sector, the ISIC, Rev.3 was, with some changes, chosen as the pattern.

#### *Definitions and concepts*

**Establishment licence (agreement in principle):** the primary permit issued for founding a manufacturing establishment.

**Trade licence (business licence):** the permit granted to a person or a trade man to start and continue a business or a job for a specific place or with a given business tool according to the Article 5 of the Trade System Law.

**Exploitation licence:** the permit granted to the manufacturing unit after going successfully through the test production, to be able to come into operation.

**Manufacturing establishment:** a certain and fixed place where an accumulation of capital and labour force are invested for manufacturing one or more products.

#### **Type of establishment ownership:**

**Public:** where over 50% of the capital belongs to the ministries, government agencies, banks, Islamic Revolution institutions, municipalities, or other public sector bodies.

**Private (cooperative):** where the whole or more than 50% of its shares belongs to the members of the cooperative.

**Private (non-cooperative):** where the whole or more than 50% of its capitals belongs to persons.

**Employed (workers):** see Chapter 5, "Agriculture, Forests & Fisheries", definitions and concepts.

**Employed members of households engaged in household industries:** people aged 10 and over, engaged in manufacturing activities at the

household's residence through all or part of the year.

To estimate the statistics on employed members, "Annual Average Number of the Employed" method is applied.

**Wage and salary:** see Chapter 5, Definitions and concepts.

**Compensation of wage/salary earners:** see Chapter 5, Definitions and concepts.

**Other payments (money, goods, etc.):** see Chapter 5, Definitions and concepts.

**Investment (changes in non-financial assets):** see Chapter 5, Definitions and concepts.

**Non-financial assets:** see Chapter 5, Definitions and concepts.

**Raw and primary materials, non-durable tools and instruments used:** materials brought to the establishment to undergo complementary physical or chemical changes. Such materials might be either raw or semi-finished, and are to be used in the next manufacturing operations (finishing, transforming, and assembling). Non-durable tools and instruments refer to work tools and instruments with a service life span of less than one year used in the manufacturing activities of the establishment.

**Input value of manufacturing activities:** the total value of primary materials, non-durable work tools and instruments used, fuel consumed, water and electricity purchased, material and parts used to establish or make non-financial assets plus the cost of industrial services.

**Output value of manufacturing activities:** the total value of products manufactured, gains against industrial services, changes in inventory of products under manufacturing, difference between sale value and purchase value of products sold without any changes, value of non-financial assets manufactured by the establishment, the value of electricity and water produced and sold less the value of the non-sellable wastes of produced goods.

**Value added of manufacturing activities:** the output value less the input value.

**Manufacturing establishments productivity:** proportion of value added to the number of establishments.

**Workforce productivity:** proportion of value added to the number of workers.

**Industrial services:** the contractual activities, minor repairs of buildings, machinery, office equipment and vehicles, as well as installation and putting products into operation.

**Non-industrial services:** renting of buildings and machinery, communications, commercial insurances, etc.

**Receipts and payments for non-industrial services:** receipts and payments of the establishments for services like renting of buildings and machinery, communications, telecommunications, transport, auditing, legal and educational services, commissioning, etc.

**Charges paid and indirect taxes:** all compulsory sums paid by the establishment to public agencies. Some examples are: municipality and establishment charges, and registration and licence issuance fees.

In the most recent census, indirect tax refers to the sum of money the local producers receive from the customers for commodities as beverages, motor vehicles, cigarettes, caviar, cassettes, etc., to deposit directly to the government's account.

**Manufacturing cooperatives:** cooperatives which take action in various areas of industry according to the field of activity mentioned in their statutes through making use of their members capitals, manpower and expertise.

**Hand-woven carpet cooperatives:** the cooperatives engaged in production of different kinds of hand-woven carpets and similar products by providing such services as preparing and distribution of raw materials.

### **Selected information**

In the year 1394, there were 13123 manufacturing establishments with 10 and more workers totaling 1258414 employed persons, which show 9.2 percent and 3.9 percent decrease, respectively

compared to the previous year. The ownership of 97.4 percent of the establishments was for the private sector and about 2.6 percent for the public sector.

Besides, from among the said number of the employed, 15.6 percent were employed in the establishments with 10-49 workers, 11.1 percent in the establishments with 50-99 workers and 73.3 percent were employees of the establishments with 100 and more workers.

In the year 1394, the amount of investment made in manufacturing establishments with 10 and more workers was about 143036.5 bln rials which increased about 1.3 percent in comparison to the previous year.

Also in the same year, the value-added of the activity of manufacturing establishments with 10 and more workers was higher than 1176.3 thousand bln rials which decreased by 11.7 percent compared to the preceding year. Out of the mentioned amount of value added, 6.2 percent is related to the production of the coke, oil refineries and nuclear fuels, 27.6 percent is related to the production of chemicals and chemical products, 7.8 percent relates to non-metallic mineral products, 14.9 percent relates to the production of other basic metals, 9.5 percent relates to the production of motor vehicles, trailers and semi-trailers, 3.8 percent is for the production of machinery and unclassified equipment in other places and 12.3 percent goes to the production of food and beverages. The figures show that the seven cited activities contain 82.1 percent of the total value added of the industrial activities.

In the year 1394, Busheher, Khuzestan and Hormozgan provinces with 1210699, 402108 and 251174 million rials had the highest manufacturing establishments productivity with 10 and more workers, respectively and also Busheher, Hormozgan and Khuzestan provinces with 5891, 2045 and 1694 million rials had the highest amount of the workers' productivity in manufacturing establishments with 10 and more workers, respectively

**8.1. LICENCES<sup>(1)</sup> ISSUED BY THE MINISTRY OF INDUSTRY, MINE AND TRADE FOR ESTABLISHING MANUFACTURING ESTABLISHMENTS BY TYPE OF INDUSTRY (number)**

Industry	The year 1380	The year 1385	The year 1390	The year 1391	The year 1392	The year 1393	The year 1394	The year 1395
<b>Total</b> .....	<b>17098</b>	<b>54288</b>	<b>15872</b>	<b>15210</b>	<b>19287</b>	<b>18624</b>	<b>16067</b>	<b>16897</b>
Manufacture of food products and beverages.....	2861	9849	2948	2220	2196	2625	2654	2732
Manufacture of tobacco products .....	2	7	2	2	20	11	12	9
Manufacture of textiles .....	1161	2683	529	455	634	693	576	752
Manufacture of wearing apparel; dressing and dyeing of fur.....	1164	1997	260	220	374	368	472	460
Tanning and dressing of leather; manufacture of luggage, handbags, saddlery, harness, and footwear.....	230	506	79	57	100	131	109	130
Manufacture of wood and of products of wood and cork, except furniture; manufacture of articles of straw and plaiting materials .....	405	1780	528	599	518	467	407	343
Manufacture of paper and paper products .....	600	1655	462	443	678	601	566	529
Publishing, printing and reproduction of recorded media.....	63	204	33	13	32	36	34	53
Manufacture of coke, refined petroleum products and nuclear fuel .....	142	456	199	302	703	219	153	138
Manufacture of chemicals and chemical products	1298	3255	912	928	1381	1250	1193	1545
Manufacture of rubber and plastic products .....	1340	6573	1846	1716	1926	1910	1743	1672
Manufacture of other non-metallic mineral products .....	2528	8674	3936	3422	3544	2787	1933	1970
Manufacture of basic metals.....	555	2089	606	648	1251	858	571	598
Manufacture of fabricated metal products, except machinery and equipment.....	1289	4558	1353	1388	1383	1418	1257	1298
Manufacture of machinery and equipment n.e.c....	1196	3572	797	815	1104	1132	985	1064
Manufacture of office, accounting and computing machinery .....	241	435	25	16	25	28	47	68
Manufacture of electrical machinery and apparatus n.e.c.....	552	1495	351	340	447	457	484	466
Manufacture of radio, television and communication equipment and apparatus .....	128	304	53	69	68	76	75	100
Manufacture of medical, precision and optical instruments, watches and clocks.....	169	372	113	108	155	225	238	288
Manufacture of motor vehicles, trailers and semi-trailers .....	579	1306	280	204	297	313	339	368
Manufacture of other transport equipment .....	243	413	99	64	102	94	91	92
Manufacture of furniture; manufacturing n.e.c....	279	1298	218	192	475	474	531	615
Recycling .....	73	807	239	322	392	628	426	327
Production of energy .....	×	×	×	102	74	65	73	39
Logistic and auxiliary activities of transport; travel agency activities .....	×	×	×	78	189	197	99	80
Computer and related activities .....	×	×	4	4	4	6	6	2
Research and development .....	×	×	×	0	0	0	1	2
Other activities for engineering services .....	×	×	×	483	1215	1555	992	1150
Wastewater, wastes disposal, environmental sanitation and other similar activities .....	×	×	×	×	×	×	×	6
Collection, treatment and distribution of water ....	×	×	×	×	×	×	×	1

1. Including new manufacturing establishments and expansion of existing establishments.

Source: Ministry of Industry, Mine and Trade.

**8.2. ESTABLISHMENT LICENCES ISSUED<sup>(1)</sup> BY THE MINISTRY OF INDUSTRY, MINE AND TRADE FOR MANUFACTURING ESTABLISHMENTS BY OSTAN AND FREE TRADE ZONE** (number)

Description	The year 1380	The year 1385	The year 1390	The year 1391	The year 1392	The year 1393	The year 1394	The year 1395
<b>Total country</b> .....	-	-	-	-	<b>19287</b>	<b>18624</b>	<b>16067</b>	<b>16897</b>
East Azarbayejan .....	-	-	-	-	2169	2110	2073	1026
West Azarbayejan.....	-	-	-	-	468	521	365	429
Ardebil .....	-	-	-	-	191	376	321	334
Esfahan .....	-	-	-	-	1099	1164	863	952
Alborz .....	-	-	-	-	417	379	463	447
Ilam.....	-	-	-	-	127	97	162	142
Bushehr.....	-	-	-	-	271	188	150	243
Tehran .....	-	-	-	-	711	749	731	751
Chaharmahal&Bakhtiari .....	-	-	-	-	295	442	318	321
South Khorasan.....	-	-	-	-	123	111	123	164
Khorasan-e-Razavi .....	-	-	-	-	1142	1340	1376	1445
North Khorasan.....	-	-	-	-	134	101	110	102
Khuzestan .....	-	-	-	-	455	516	458	516
Zanjan .....	-	-	-	-	717	614	459	495
Semnan .....	-	-	-	-	705	349	456	776
Sistan&Baluchestan.....	-	-	-	-	355	355	249	298
Fars .....	-	-	-	-	1899	1816	1212	1249
Qazvin .....	-	-	-	-	724	523	376	391
Qom .....	-	-	-	-	450	369	440	868
Kordestan.....	-	-	-	-	499	448	351	333
Kerman .....	-	-	-	-	565	442	392	429
Kermanshah .....	-	-	-	-	308	315	249	240
Kohgiluyeh&Boyerahmad.....	-	-	-	-	127	125	109	116
Golestan.....	-	-	-	-	320	343	244	252
Gilan .....	-	-	-	-	392	377	488	620
Lorestan .....	-	-	-	-	342	246	320	446
Mazandaran .....	-	-	-	-	886	750	503	697
Markazi.....	-	-	-	-	1480	1281	780	619
Hormozgan .....	-	-	-	-	202	226	171	209
Hamedan.....	-	-	-	-	366	440	283	327
Yazd .....	-	-	-	-	1314	1409	1343	1556
Aras Free Zone .....	-	-	-	-	15	63	76	27
Arvand Free Zone.....	-	-	-	-	0	2	6	6
Anzali Free Zone .....	-	-	-	-	4	23	24	27
Chabahar Free Zone.....	-	-	-	-	0	1	5	10
Qeshm Free Zone.....	-	-	-	-	12	4	3	6
Kish Free Zone .....	-	-	-	-	0	1	0	0
Maku Free Zone.....	-	-	-	-	3	8	15	16
Special economic zone .....	-	-	-	-	-	-	-	12

1. Including new manufacturing units and expansion of existing units.

Source: Ministry of Industry, Mine and Trade.

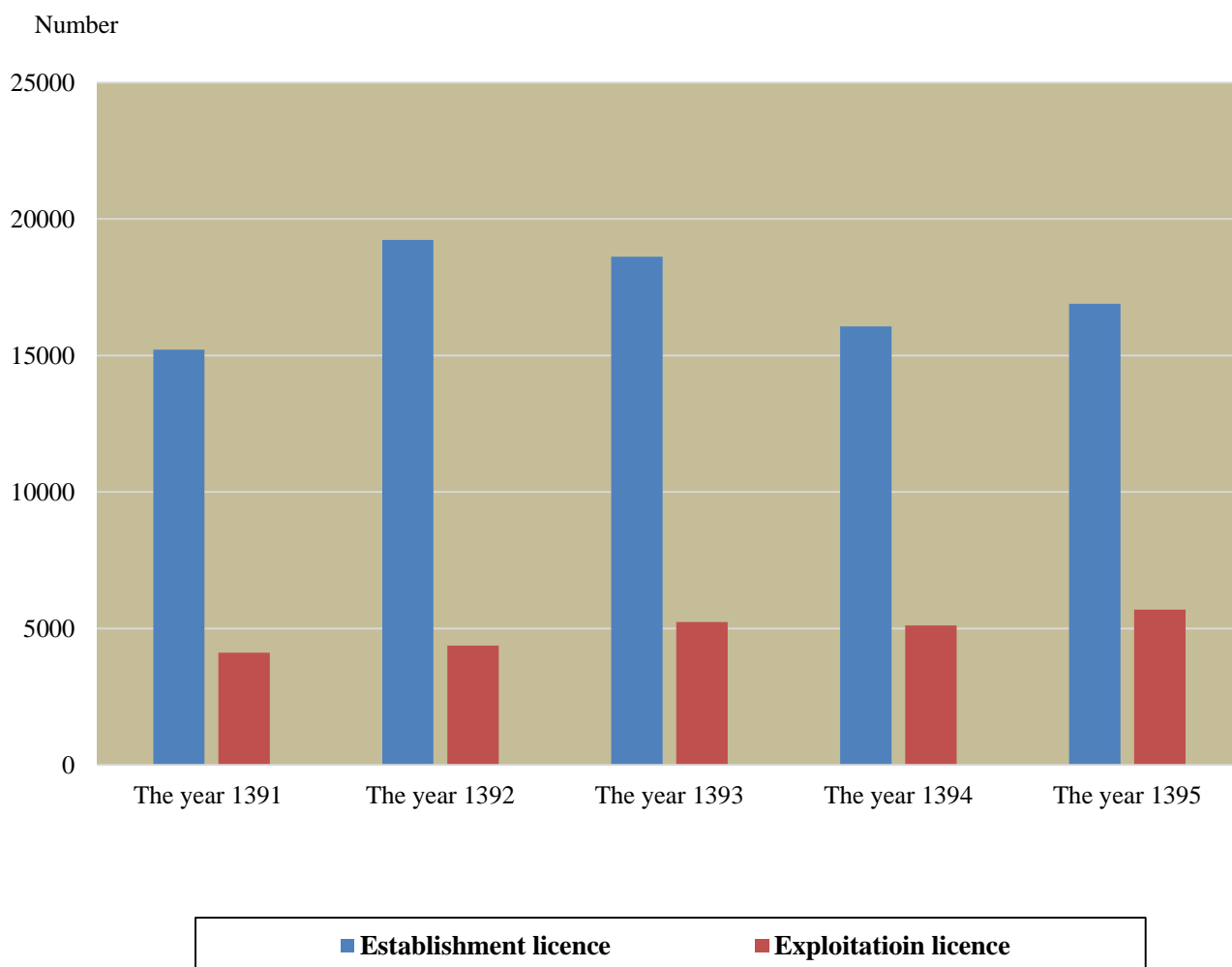
### 8.3. EXPLOITATION LICENSES <sup>(1)</sup> ISSUED BY THE MINISTRY OF INDUSTRY, MINE AND TRADE FOR ESTABLISHING OF MANUFACTURING ESTABLISHMENTS, BY TYPE OF INDUSTRY (number)

Industry	The year 1380	The year 1385	The year 1390	The year 1391	The year 1392	The year 1393	The year 1394	The year 1395
<b>Total.....</b>	<b>3550</b>	<b>6764</b>	<b>6292</b>	<b>4112</b>	<b>4369</b>	<b>5233</b>	<b>5107</b>	<b>5692</b>
Manufacture of food products and beverages .....	651	833	1151	698	714	783	838	810
Manufacture of tobacco products.....	1	0	3	2	5	2	5	4
Manufacture of textiles.....	289	444	262	182	142	180	151	219
Manufacture of wearing apparel; dressing and dyeing of fur.....	193	115	65	39	48	49	47	80
Tanning and dressing of leather; manufacture of luggage, handbags, saddlery, harness, and footwear.....	111	60	51	36	26	34	44	28
Manufacture of wood and products of wood and cork, except furniture; manufacture of articles of straw and plaiting materials.....	81	223	165	84	63	79	93	113
Manufacture of paper and paper products.....	106	168	163	114	107	163	131	127
Publishing, printing and reproduction of recorded media.....	24	28	11	11	10	13	17	22
Manufacture of coke, refined petroleum products and nuclear fuel.....	66	87	94	75	204	205	191	158
Manufacture of chemicals and chemical products .....	332	522	481	337	419	496	552	652
Manufacture of rubber and plastic products.....	325	979	851	598	672	713	609	782
Manufacture of other non-metallic mineral products.....	407	1731	1177	751	514	602	530	646
Manufacture of basic metals .....	120	208	344	169	300	369	326	332
Manufacture of fabricated metal products, except machinery and equipment .....	267	438	519	343	270	353	319	381
Manufacture of machinery and equipment n.e.c.....	229	399	373	230	285	343	380	372
Manufacture of office, accounting and computing machinery .....	29	27	17	11	9	7	19	23
Manufacture of electrical machinery and apparatus n.e.c.....	78	131	163	110	124	178	150	165
Manufacture of radio, television and communication equipment and apparatus.....	16	20	31	21	19	26	19	30
Manufacture of medical, precision and optical instruments, watches and clocks .....	25	34	53	40	40	72	102	120
Manufacture of motor vehicles, trailers and semi-trailers .....	114	136	128	88	66	98	98	120
Manufacture of other transport equipment.....	51	54	36	21	18	27	29	41
Manufacture of furniture; manufacturing n.e.c.....	25	100	88	68	66	86	112	117
Recycling .....	10	27	63	37	39	78	74	81
Production of energy .....	×	×	×	0	4	3	2	3
Logistic and auxiliary activities of transport; travel agency activities.....	×	×	×	9	52	59	48	31
Computer and related activities.....	×	×	3	0	0	1	1	0
Other activities for engineering services.....	×	×	×	38	153	214	220	231
Wastewater, wastes disposal, environmental sanitation and other similar activities .....	×	×	×	×	×	×	×	4

1. Including exploitation licenses issued for starting new establishments, expansion of existing establishments and establishments without license.

Source: Ministry of Industry, Mine and Trade.

### 8.1. ESTABLISHMENT AND EXPLOITATION LICENCES ISSUED FOR MANUFACTURING ESTABLISHMENTS



For data see Tables 8.1. & 8.3.

#### 8.4. EXPLOITATION LICENCES ISSUED<sup>(1)</sup> BY THE MINISTRY OF INDUSTRY, MINE AND TRADE FOR MANUFACTURING ESTABLISHMENTS BY OSTAN AND FREE TRADE ZONES

(number)

Description	The year 1380	The year 1385	The year 1390	The year 1391	The year 1392	The year 1393	The year 1394	The year 1395
<b>Total country</b> .....	-	-	-	-	<b>4369</b>	<b>5233</b>	<b>5107</b>	<b>5692</b>
East Azarbayejan .....	-	-	-	-	451	577	494	330
West Azarbayejan .....	-	-	-	-	139	161	181	172
Ardebil .....	-	-	-	-	88	90	64	101
Esfahan .....	-	-	-	-	318	436	416	485
Alborz .....	-	-	-	-	190	257	292	308
Ilam .....	-	-	-	-	36	64	23	26
Bushehr .....	-	-	-	-	20	30	25	45
Tehran .....	-	-	-	-	313	310	568	592
Chaharmahal&Bakhtiari .....	-	-	-	-	73	96	73	69
South Khorasan .....	-	-	-	-	36	39	66	33
Khorasan-e-Razavi .....	-	-	-	-	179	442	303	348
North Khorasan .....	-	-	-	-	32	17	21	39
Khuzestan .....	-	-	-	-	128	139	129	168
Zanjan .....	-	-	-	-	102	95	115	130
Semnan .....	-	-	-	-	126	145	129	163
Sistan&Baluchestan .....	-	-	-	-	41	57	51	85
Fars .....	-	-	-	-	197	207	266	269
Qazvin .....	-	-	-	-	243	248	210	267
Qom .....	-	-	-	-	225	267	258	310
Kordestan .....	-	-	-	-	66	68	64	64
Kerman .....	-	-	-	-	115	102	109	151
Kermanshah .....	-	-	-	-	62	69	77	100
Kohgiluyeh&Boyerahmad .....	-	-	-	-	33	37	28	33
Golestan .....	-	-	-	-	79	97	86	130
Gilan .....	-	-	-	-	171	150	151	179
Lorestan .....	-	-	-	-	83	131	98	116
Mazandaran .....	-	-	-	-	228	204	189	193
Markazi .....	-	-	-	-	262	236	198	223
Hormozgan .....	-	-	-	-	43	66	57	98
Hamedan .....	-	-	-	-	81	75	64	76
Yazd .....	-	-	-	-	185	220	183	210
Aras Free Zone .....	-	-	-	-	3	30	50	44
Arvand Free Zone .....	-	-	-	-	1	0	9	21
Anzali Free Zone .....	-	-	-	-	6	65	34	53
Payam Free Zone .....	-	-	-	-	-	-	2	0
Chabahar Free Zone .....	-	-	-	-	0	1	7	12
Qeshm Free Zone .....	-	-	-	-	9	2	11	24
Kish Free Zone .....	-	-	-	-	1	0	0	0
Maku Free Zone .....	-	-	-	-	4	3	6	13
Special economic zone .....	-	-	-	-	-	-	-	12

1. Including exploitation licenses issued for starting new establishments, expansion of existing establishments and establishments without license.

Source: Ministry of Industry, Mine and Trade.



**8.5. VACANCIES CREATED IN MANUFACTURING ESTABLISHMENTS WITH EXPLOITATION LICENCE <sup>(1)</sup> ISSUED BY THE MINISTRY INDUSTRIES, MINE AND TRAD, BY TYPE OF INDUSTRY** (person)

Industry	The year 1380	The year 1385	The year 1390	The year 1391	The year 1392	The year 1393	The year 1394	The year 1395
<b>Total</b> .....	<b>74578</b>	<b>126155</b>	<b>109100</b>	<b>70960</b>	<b>78659</b>	<b>83021</b>	<b>78999</b>	<b>89984</b>
Manufacture of food products and beverages.....	14245	19762	18719	9654	14712	11999	9897	13893
Manufacture of tobacco products .....	15	0	65	90	720	25	435	31
Manufacture of textiles .....	6564	10275	4954	3876	3050	3702	3588	5433
Manufacture of wearing apparel; dressing and dyeing of fur .....	2708	1477	978	1298	1310	1248	757	1432
Tanning and dressing of leather; manufacture of luggage, handbags, saddlery, harness, and footwear .....	1211	834	497	614	342	226	530	272
Manufacture of wood and of products of wood and cork, except furniture; manufacture of articles of straw and plaiting materials .....	992	2764	1817	1171	700	1041	1321	2184
Manufacture of paper and paper products .....	1353	2860	2401	1320	2023	2458	1864	2077
Publishing, printing and reproduction of recorded media .....	229	424	125	108	214	440	199	318
Manufacture of coke, refined petroleum products and nuclear fuel.....	1126	1218	3230	871	3150	1963	2197	2066
Manufacture of chemicals and chemical products .....	13037	10485	8857	6479	6438	7570	8152	8377
Manufacture of rubber and plastic products .....	3856	12429	10797	6628	7276	7831	7186	8722
Manufacture of other non metallic mineral products .....	9252	25090	18215	13233	9874	10184	7398	8364
Manufacture of basic metals.....	2496	7421	9496	4656	8588	6069	6581	8115
Manufacture of fabricated metal products, except machinery and equipment .....	3869	9038	8620	6144	4794	5166	6360	5850
Manufacture of machinery and equipment n.e.c .	4088	7639	6877	5663	5940	7041	7522	5892
Manufacture of office, accounting and computing machinery .....	361	540	417	153	458	312	673	470
Manufacture of electrical machinery and apparatus n.e.c. ....	2692	4654	3741	1764	1670	3747	2498	3761
Manufacture of radio, television and communication equipment and apparatus.....	197	762	829	378	352	1348	886	1055
Manufacture of medical, precision and optical instruments, watches and clocks.....	574	486	688	752	530	1288	2049	3586
Manufacture of motor vehicles, trailers and semi-trailers .....	2727	4557	4463	3535	1934	3091	1968	3195
Manufacture of other transport equipment .....	2445	1804	1164	921	554	1151	666	689
Manufacture of furniture; manufacturing n.e.c....	412	1300	1076	729	1016	1037	1991	1503
Recycling .....	129	336	1072	368	440	1317	1774	702
Production of energy .....	×	×	×	0	44	64	23	31
Logistic and auxiliary activities of transport; travel agency activities .....	×	×	×	77	860	766	803	222
Computer and related activities .....	×	×	2	0	0	9	12	0
Other activities for engineering services .....	×	×	×	478	1670	1928	1669	1711
Wastewater, wastes disposal, environmental sanitation and other similar activities .....	×	×	×	×	×	×	×	33

1. Including exploitation licenses issued for starting new establishments, expansion of existing establishments and establishments without license.

Source: Ministry of Industry, Mine and Trade.

**8.6. INVESTMENT MADE IN MANUFACTURING ESTABLISHMENTS WITH EXPLOITATION LICENCE<sup>(1)</sup> ISSUED BY THE MINISTRY OF INDUSTRIES, MINE AND TRADE, BY TYPE OF INDUSTRY** (billion rials)

Industry	The year 1380	The year 1385	The year 1390	The year 1391	The year 1392	The year 1393	The year 1394	The year 1395
<b>Total.....</b>	<b>13023</b>	<b>77172</b>	<b>155962</b>	<b>91684</b>	<b>152868</b>	<b>155552</b>	<b>180544</b>	<b>294816</b>
Manufacture of food products and beverages.....	2070	11180	25780	15546	14171	25097	15806	37324
Manufacture of tobacco products.....	2	0	135	120	756	170	1554	327
Manufacture of textiles .....	931	3548	7504	4792	5347	10012	7257	10727
Manufacture of wearing apparel; dressing and dyeing of fur .....	40	122	68	105	291	461	266	787
Tanning and dressing of leather; manufacture of luggage, handbags, saddlery, harness, and footwear .....	84	245	177	537	193	203	509	403
Manufacture of wood and of products of wood and cork, except furniture; manufacture of articles of straw and plaiting materials.....	69	1038	1690	866	1990	1781	4410	11211
Manufacture of paper and paper products. Publishing, printing and reproduction of recorded media.....	89	970	1895	3669	3355	9810	4861	11521
Manufacture of coke, refined petroleum products and nuclear fuel .....	54	200	166	309	2180	644	779	796
Manufacture of chemicals and chemical products.....	160	657	18366	910	13628	3272	10004	26310
Manufacture of rubber and plastic products.....	2729	19781	19530	8514	9806	24255	44206	50181
Manufacture of other non-metallic mineral products.....	1498	7158	8670	8173	12535	12097	9718	15168
Manufacture of basic metals .....	1492	11219	23778	17742	20021	17933	19141	28874
Manufacture of fabricated metal products, except machinery and equipment.....	1006	9713	27037	10792	33032	15956	19881	59033
Manufacture of machinery and equipment n.e.c. ....	539	4528	6646	5682	4521	6462	11229	8602
Manufacture of office, accounting and computing machinery.....	514	1660	4801	3620	14320	5791	6065	7519
Manufacture of electrical machinery and apparatus n.e.c.....	34	253	221	172	236	262	149	198
Manufacture of radio, television and communication equipment and apparatus.....	377	1921	1851	1851	5544	4811	6709	8787
Manufacture of medical, precision and optical instruments, watches and clocks ...	8	158	184	130	203	431	835	897
Manufacture of motor vehicles, trailers and semi-trailers.....	45	189	451	687	870	2869	1515	2978
Manufacture of other transport equipment	1167	1966	2873	1705	1703	3841	4696	4444
Manufacture of furniture; manufacturing n.e.c. ....	82	342	388	3795	925	2347	722	1722
Recycling .....	25	223	421	603	555	787	1200	2308
Production of energy.....	9	101	3330	329	543	2424	3160	1169
Logistic and auxiliary activities of transport; travel agency activities.....	×	×	×	0	119	295	294	333
Computer and related activities.....	×	×	//	123	5204	1563	3741	1776
Other activities for engineering services...	×	×	×	0	0	//	13	0
Wastewater, wastes disposal, environmental sanitation and other similar activities .....	×	×	×	912	821	1978	1826	1389
	×	×	×	×	×	×	×	31

1. Including exploitation licenses issued for starting new establishments, expansion of existing establishments and establishments without license.

Source: Ministry of Industry, Mine and Trade.

**8.7. TRADE LICENCES ISSUED BY THE MINISTRY OF INDUSTRY, MINE AND TRADE FOR  
TRADE UNITS BY OSTAN, THE YEAR 1395**
**(number)**

Ostan	Total	Service	Manufacturing	Distributive
<b>Total country</b> .....	<b>278156</b>	<b>41788</b>	<b>59061</b>	<b>177307</b>
East Azarbayejan .....	14579	2357	4221	8001
West Azarbayejan .....	10614	1224	2661	6729
Ardebil .....	4226	621	762	2843
Esfahan .....	21374	3392	5737	12245
Alborz .....	10382	2041	1716	6625
Ilam .....	2338	316	397	1625
Bushehr .....	5098	768	743	3587
Tehran .....	48994	8036	10986	29972
Chaharmahal&Bakhtiyari .....	3364	430	683	2251
South Khorasan .....	2572	409	559	1604
Khorasan-e-Razavi .....	21071	3214	4079	13778
North Khorasan .....	2397	258	566	1573
Khuzestan .....	12391	1950	2023	8418
Zanjan .....	2895	307	799	1789
Semnan .....	3263	468	560	2235
Sistan&Baluchestan .....	4140	374	894	2872
Fars .....	14358	2274	2269	9815
Qazvin .....	4207	636	713	2858
Qom .....	3638	426	926	2286
Kordestan .....	6041	578	1322	4141
Kerman .....	7453	933	1460	5060
Kermanshah .....	6562	849	1604	4109
Kohgiluyeh&Boyerahmad .....	2901	354	450	2097
Golestan .....	7594	728	1603	5263
Gilan .....	10648	2037	1926	6685
Lorestan .....	4868	484	1092	3292
Mazandaran .....	17717	3095	3720	10902
Markazi .....	5650	816	1236	3598
Hormozgan .....	4915	700	559	3656
Hamedan .....	7203	1087	1554	4562
Yazd .....	4703	626	1241	2836

Source: Ministry of Industry, Mine and Trade.

### 8.8. MANUFACTURING ESTABLISHMENTS WITH 10 OR MORE WORKERS BY TYPE OF INDUSTRY, OWNERSHIP AND SIZE<sup>(1)</sup>

Year and industry	Total establishments			
	Total	10-49 workers	50-99 workers	100 and more workers
1375.....	321326	10938	1104	1329
1380.....	10987	8109	1249	1629
1385.....	16057	12151	1856	2050
1390.....	14962	10481	2138	2343
1391.....	14787	10355	2200	2232
1392.....	14697	9973	2225	2499
1393.....	14452	9772	2132	2548
<b>1394.....</b>	<b>13123</b>	<b>8616</b>	<b>2034</b>	<b>2473</b>
Manufacture of food products and beverages .....	2540	1698	408	435
Manufacture of tobacco products.....	6	2	0	4
Manufacture of textiles .....	951	592	144	215
Manufacture of wearing apparel; dressing and dyeing of fur.....	101	69	14	18
Tanning and dressing of leather ; manufacture of luggage, handbags, saddlery, harness, and footwear....	123	91	16	16
Manufacture of wood and of products of wood and cork, except furniture; manufacture of articles of straw and plaiting materials .....	107	62	17	28
Manufacture of paper and paper products.....	321	200	69	52
Publishing, printing and reproduction of recorded media.....	149	119	14	16
Manufacture of coke, refined petroleum products and nuclear fuel.....	138	93	22	23
Manufacture of chemicals and chemical products .....	986	550	174	262
Manufacture of rubber and plastic products.....	914	644	147	123
Manufacture of other non-metallic mineral products...	2536	1990	230	316
Manufacture of basic metals .....	641	334	117	191
Manufacture of fabricated metal products, except machinery and equipment .....	973	627	176	170
Manufacture of machinery and equipment n.e.c. ....	899	578	153	168
Manufacture of office, accounting and computing machinery.....	25	6	6	13
Manufacture of electrical machinery and apparatus n.e.c. ....	438	227	102	109
Manufacture of radio, television and communication equipment and apparatus.....	63	32	14	17
Manufacture of medical, precision and optical instruments, watches and clocks .....	127	64	26	37
Manufacture of motor vehicles, trailers and semi-trailers.....	606	287	113	206
Manufacture of other transport equipment.....	103	58	20	25
Manufacture of furniture; manufacturing n.e.c. ....	358	276	54	28
Recycling .....	18	16	1	1

**8.8. MANUFACTURING ESTABLISHMENTS WITH 10 OR MORE WORKERS BY TYPE OF INDUSTRY, OWNERSHIP AND SIZE<sup>(1)</sup> (continued)**

Year and industry	Private			
	Total	10-49 workers	50-99 workers	100 and more workers
1375.....	319890	10492	954	786
1380.....	10203	7852	1146	1205
1385.....	15531	11944	1775	1812
1390.....	14644	10340	2092	2212
1391.....	14525	10246	2157	2122
1392.....	14371	9845	2188	2338
1393.....	14092	9604	2077	2411
<b>1394.....</b>	<b>12785</b>	<b>8474</b>	<b>1973</b>	<b>2338</b>
Manufacture of food products and beverages .....	2462	1669	393	400
Manufacture of tobacco products.....	6	2	0	4
Manufacture of textiles .....	929	585	139	205
Manufacture of wearing apparel; dressing and dyeing of fur	101	69	14	18
Tanning and dressing of leather; manufacture of luggage, handbags, saddlery, harness, and footwear .....	122	91	16	15
Manufacture of wood and of products of wood and cork, except furniture; manufacture of articles of straw and plaiting materials.....	102	62	17	23
Manufacture of paper and paper products.....	315	198	67	50
Publishing, printing and reproduction of recorded media.....	143	117	12	14
Manufacture of coke, refined petroleum products and nuclear fuel.....	133	90	22	21
Manufacture of chemicals and chemical products .....	962	545	171	246
Manufacture of rubber and plastic products.....	898	631	147	121
Manufacture of other non-metallic mineral products.....	2438	1928	205	305
Manufacture of basic metals .....	625	331	116	179
Manufacture of fabricated metal products, except machinery and equipment .....	958	622	174	162
Manufacture of machinery and equipment n.e.c. ....	881	574	150	157
Manufacture of office, accounting and computing machinery .....	24	6	6	12
Manufacture of electrical machinery and apparatus n.e.c. ....	434	226	100	108
Manufacture of radio, television and communication equipment and apparatus .....	60	31	14	15
Manufacture of medical, precision and optical instruments, watches and clocks .....	120	61	25	34
Manufacture of motor vehicles, trailers and semi-trailers.....	600	286	113	201
Manufacture of other transport equipment .....	96	57	19	20
Manufacture of furniture; manufacturing n.e.c. ....	357	276	54	27
Recycling .....	18	16	1	1

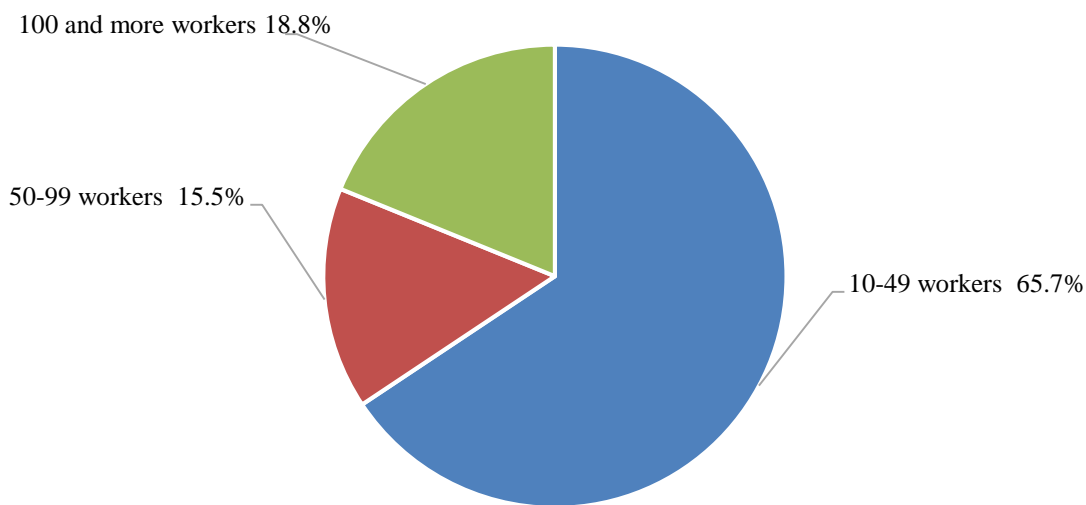
**8.8. MANUFACTURING ESTABLISHMENTS WITH 10 OR MORE WORKERS BY TYPE OF INDUSTRY, OWNERSHIP AND SIZE<sup>(1)</sup> (continued)**

Year and industry	Public			
	Total	10-49 workers	50-99 workers	100 and more workers
1375.....	1436	446	150	543
1380.....	784	257	103	424
1385.....	526	207	81	238
1390.....	318	141	46	131
1391.....	261	109	43	110
1392.....	326	128	37	161
1393.....	360	168	55	137
<b>1394.....</b>	<b>338</b>	<b>142</b>	<b>61</b>	<b>135</b>
Manufacture of food products and beverages .....	79	29	15	35
Manufacture of tobacco products.....	0	0	0	0
Manufacture of textiles .....	22	7	5	10
Manufacture of wearing apparel; dressing and dyeing of fur	0	0	0	0
Tanning and dressing of leather ; manufacture of luggage, handbags, saddlery, harness, and footwear .....	1	0	0	1
Manufacture of wood and of products of wood and cork, except furniture; manufacture of articles of straw and plaiting materials .....	5	0	0	5
Manufacture of paper and paper products.....	6	2	2	2
Publishing, printing and reproduction of recorded media.....	6	2	2	2
Manufacture of coke, refined petroleum products and nuclear fuel.....	5	3	0	2
Manufacture of chemicals and chemical products .....	24	5	3	16
Manufacture of rubber and plastic products .....	16	14	0	2
Manufacture of other non-metallic mineral products.....	97	62	25	11
Manufacture of basic metals .....	16	3	1	12
Manufacture of fabricated metal products, except machinery and equipment .....	15	5	2	8
Manufacture of machinery and equipment n.e.c. ....	18	4	3	11
Manufacture of office, accounting and computing machinery .....	1	0	0	1
Manufacture of electrical machinery and apparatus n.e.c.....	4	1	2	1
Manufacture of radio, television and communication equipment and apparatus.....	3	1	0	2
Manufacture of medical, precision and optical instruments, watches and clocks .....	7	3	1	3
Manufacture of motor vehicles, trailers and semi-trailers.....	6	1	0	5
Manufacture of other transport equipment.....	7	1	1	5
Manufacture of furniture; manufacturing n.e.c. ....	1	0	0	1
Recycling .....	0	0	0	0

1. Difference between the total and sum of parts for the year 1375 is due to the manufacturing establishments with 1 to 9 workers whose data are included in the total and the difference between the total and sum of parts relates to the reason that the data were collected as sampling and were generalized across the country and non-response data are imputed.

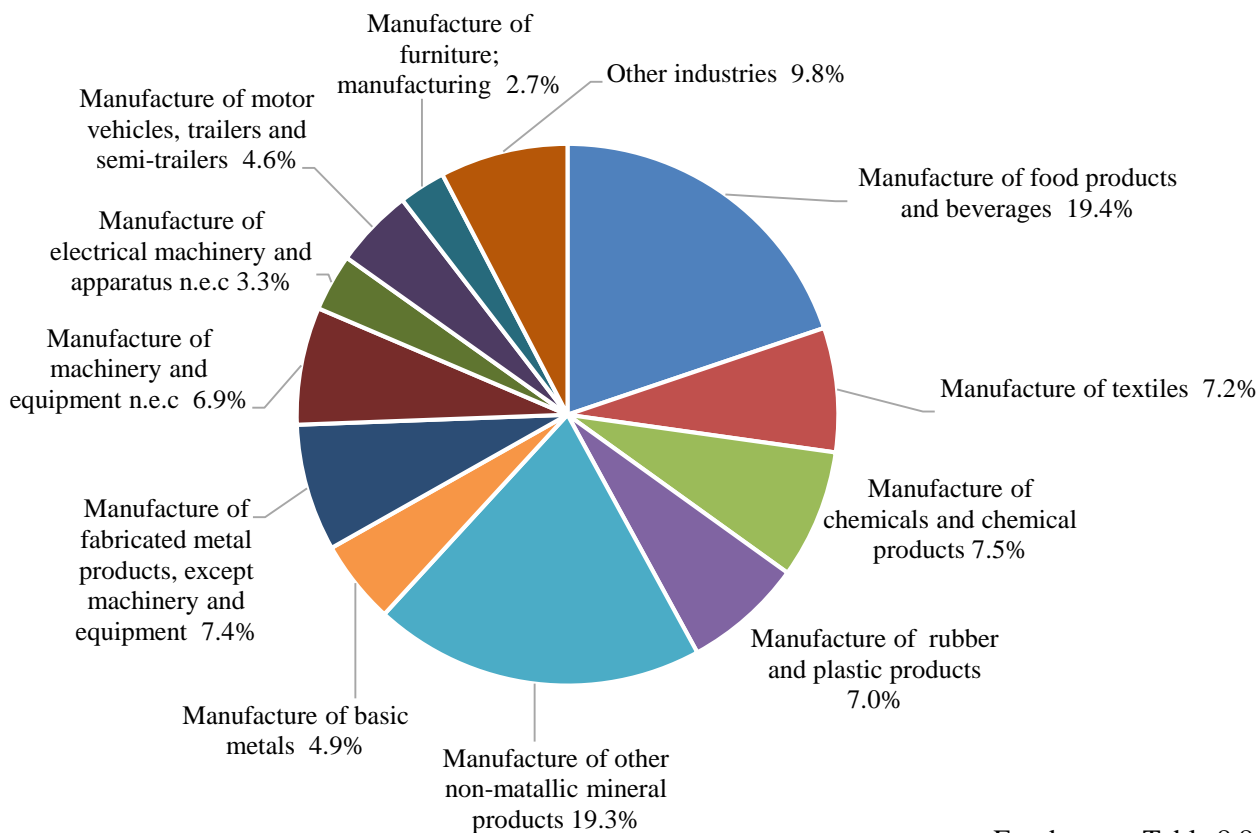
Source: Statistical Centre of Iran.

**8.2. DISTRIBUTION OF NATIONAL MANUFACTURING ESTABLISHMENTS WITH 10 AND MORE WORKERS BY SIZE, THE YEAR 1394**



For data see Table 8.8.

**8.3. DISTRIBUTION OF NATIONAL MANUFACTURING ESTABLISHMENTS WITH 10 AND MORE WORKERS BY TYPE OF ACTIVITY, THE YEAR 1394**



For data see Table 8.8.

**8.9. MANUFACTURING ESTABLISHMENTS WITH 10 OR MORE WORKERS BY TYPE OF OWNERSHIP, SIZE AND OSPAN<sup>(1)</sup>, THE YEAR 1394**

Ostan	Total establishments			
	Total	10-49 workers	50-99 workers	100 and more workers
<b>Total country</b> .....	<b>13123</b>	<b>8616</b>	<b>2034</b>	<b>2473</b>
East Azarbayejan.....	763	514	117	133
West Azarbayejan .....	269	198	35	36
Ardebil .....	140	109	18	13
Esfahan .....	1505	977	249	279
Alborz .....	623	306	139	178
Ilam .....	30	24	4	2
Bushehr .....	82	50	19	13
Tehran .....	1886	1096	341	448
Chaharmahal&Bakhtiari .....	176	144	12	20
South Khorasan.....	87	65	9	13
Khorasan-e-Razavi.....	874	540	145	189
North Khorasan.....	62	45	8	9
Khuzestan .....	315	187	46	82
Zanjan .....	222	122	38	62
Semnan.....	588	493	57	38
Sistan&Baluchestan .....	122	102	11	9
Fars .....	497	356	60	81
Qazvin .....	668	384	116	168
Qom .....	399	279	63	58
Kordestan .....	120	101	9	10
Kerman .....	633	503	71	59
Kermanshah .....	192	139	28	25
Kohgiluyeh&Boyerahmad .....	31	19	5	7
Golestan .....	310	239	36	35
Gilan.....	484	335	67	82
Lorestan.....	133	104	13	16
Mazandaran.....	575	382	93	100
Markazi .....	557	299	123	135
Hormozgan.....	106	76	8	22
Hamedan .....	274	215	29	30
Yazd .....	400	213	66	121



**8.9. MANUFACTURING ESTABLISHMENTS WITH 10 OR MORE WORKERS BY TYPE OF OWNERSHIP, SIZE AND OSTAN<sup>(1)</sup>, THE YEAR 1394 (continued)**

Ostan	Private			
	Total	10-49 workers	50-99 workers	100 and more workers
<b>Total country</b> .....	<b>12785</b>	<b>8474</b>	<b>1973</b>	<b>2338</b>
East Azarbayejan.....	734	496	114	124
West Azarbayejan .....	257	196	31	30
Ardebil .....	132	104	16	12
Esfahan .....	1489	972	246	271
Alborz .....	608	297	139	172
Ilam .....	29	23	4	2
Bushehr .....	82	50	19	13
Tehran .....	1841	1094	328	418
Chaharmahal&Bakhtiari .....	171	142	11	18
South Khorasan.....	82	63	7	12
Khorasan-e-Razavi.....	853	533	143	177
North Khorasan.....	61	45	7	9
Khuzestan .....	292	177	45	70
Zanjan .....	213	117	36	60
Semnan.....	582	487	57	38
Sistan&Baluchestan .....	119	100	11	8
Fars .....	490	353	60	77
Qazvin .....	648	378	112	158
Qom .....	392	276	61	55
Kordestan .....	114	95	9	10
Kerman .....	621	494	69	58
Kermanshah .....	182	135	23	24
Kohgiluyeh&Boyerahmad .....	26	17	4	5
Golestan .....	300	233	35	32
Gilan.....	473	330	63	80
Lorestan.....	129	102	13	14
Mazandaran.....	559	374	90	95
Markazi .....	545	297	119	129
Hormozgan.....	100	74	8	18
Hamedan .....	267	211	28	28
Yazd .....	396	209	66	121

**8.9. MANUFACTURING ESTABLISHMENTS WITH 10 OR MORE WORKERS BY TYPE OF OWNERSHIP, SIZE AND OSTAN<sup>(1)</sup>, THE YEAR 1394 (continued)**

Ostan	Public			
	Total	10-49 workers	50-99 workers	100 and more workers
<b>Total country</b> .....	<b>338</b>	<b>142</b>	<b>61</b>	<b>135</b>
East Azarbayejan.....	29	17	3	9
West Azarbayejan .....	12	2	4	6
Ardebil .....	8	5	2	1
Esfahan .....	16	5	3	8
Alborz .....	15	9	0	6
Ilam .....	1	1	0	0
Bushehr .....	0	0	0	0
Tehran .....	45	2	13	30
Chaharmahal&Bakhtiari .....	5	2	1	2
South Khorasan .....	5	2	2	1
Khorasan-e-Razavi.....	21	7	2	12
North Khorasan .....	1	0	1	0
Khuzestan .....	23	10	1	12
Zanjan .....	9	5	2	2
Semnan.....	6	6	0	0
Sistan&Baluchestan .....	3	2	0	1
Fars .....	7	3	0	4
Qazvin .....	20	6	4	10
Qom .....	8	3	2	3
Kordestan .....	6	6	0	0
Kerman .....	12	9	2	1
Kermanshah .....	10	4	5	1
Kohgiluyeh&Boyerahmad .....	5	2	1	2
Golestan .....	10	6	1	3
Gilan.....	11	5	4	2
Lorestan.....	4	2	0	2
Mazandaran.....	16	8	3	5
Markazi .....	13	3	4	6
Hormozgan.....	6	2	0	4
Hamedan .....	7	4	1	2
Yazd .....	5	5	0	0

1. Difference between the total and sum of parts is due to the reason that data were collected as sampling and were generalized across the country.

Source: Statistical Centre of Iran.

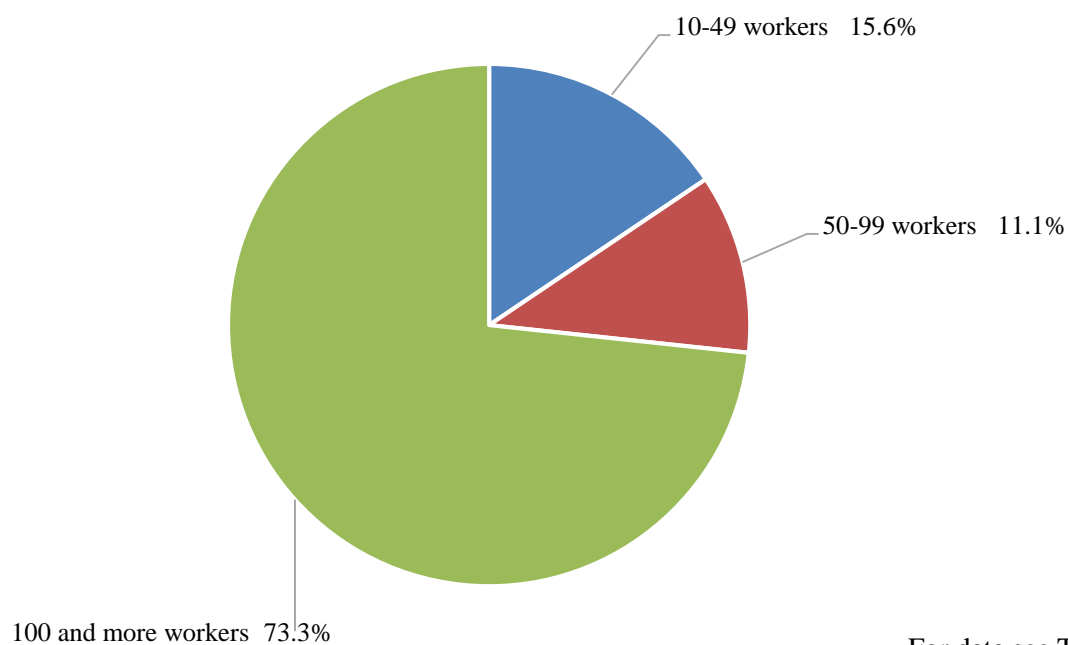
**8.10. NUMBER OF WORKERS IN MANUFACTURING ESTABLISHMENTS WITH 10 OR MORE WORKERS BY PAID AND UNPAID WORKERS<sup>(1)</sup>**

Year and size of establishments	Total workers	Wage and salary earners			Unpaid workers		
		Both sexes	Male	Female	Both sexes	Male	Female
1380.....	921106	913255	845334	67921	7851	7557	294
1385.....	1071383	1060587	961222	99365	10796	10481	315
1389.....	1248649	1240380	1115096	125284	8269	8026	243
1390.....	1242983	1235796	1111092	124704	7187	6955	232
1391.....	1206331	1199814	1076899	122915	6518	6269	249
1392.....	1279577	1273139	1143558	129582	6438	6133	305
1393.....	1309059	1303206	1168081	135125	5852	5620	232
<b>1394.....</b>	<b>1258414</b>	<b>1253464</b>	<b>1121634</b>	<b>131830</b>	<b>4950</b>	<b>4735</b>	<b>215</b>
10-49 workers.....	195920	191513	166851	24663	4407	4217	190
50-99 workers .....	140011	139739	120860	18879	272	255	17
100 and more workers.....	922483	922212	833923	88289	271	263	8

1. Difference between the total and sum of parts is due to this reason that data were collected as sampling and were generalized across the country

Source: Statistical Centre of Iran.

#### 8.4. DISTRIBUTION OF NATIONAL WORKERS OF THE MANUFACTURING ESTABLISHMENTS WITH 10 AND MORE WORKERS BY SIZE, THE YEAR 1394



For data see Table 8.10.

**8.11. NUMBER OF WORKERS IN MANUFACTURING ESTABLISHMENTS WITH 10 OR MORE WORKERS BY TYPE OF INDUSTRY AND SIZE<sup>(1)</sup>, THE YEAR 1394**

Industry	Total	10-49 workers	50-99 workers	100 and more workers
<b>Total</b> .....	<b>1258414</b>	<b>195920</b>	<b>140011</b>	<b>922483</b>
Manufacture of food products and beverages .....	216058	40442	27845	147772
Manufacture of tobacco products .....	6581	43	0	6538
Manufacture of textiles .....	78831	13409	10063	55358
Manufacture of wearing apparel; dressing and dyeing of fur .....	7050	1368	1047	4635
Tanning and dressing of leather; manufacture of luggage, handbags, saddlery, harness, and footwear...	6645	2023	1055	3568
Manufacture of wood and products of wood and cork, except furniture; manufacture of articles of straw and plaiting materials .....	8555	1376	1136	6043
Manufacture of paper and paper products .....	23865	4741	4763	14361
Publishing, printing and reproduction of recorded media .....	7539	2471	927	4141
Manufacture of coke, refined petroleum products and nuclear fuel .....	24845	2044	1550	21251
Manufacture of chemicals and chemical products .....	136446	13194	12104	111148
Manufacture of rubber and plastic products .....	59252	15028	10176	34048
Manufacture of other non-metallic mineral products	151661	40016	15410	96235
Manufacture of basic metals .....	133899	8358	8340	117202
Manufacture of fabricated metal products, except machinery and equipment .....	72648	14353	12173	46122
Manufacture of machinery and equipment n.e.c. ....	75774	13983	10546	51245
Manufacture of office, accounting and computing machinery .....	5860	161	414	5285
Manufacture of electrical machinery and apparatus n.e.c. ....	45809	5537	6919	33353
Manufacture of radio, television and communication equipment and apparatus .....	7333	884	946	5503
Manufacture of medical, precision and optical instruments, watches and clocks .....	12957	1905	1792	9260
Manufacture of motor vehicles, trailers and semi-trailers .....	147539	6986	7741	132812
Manufacture of other transport equipment .....	12644	1480	1353	9811
Manufacture of furniture; manufacturing n.e.c. ....	15931	5754	3635	6542
Recycling .....	692	365	77	250

1. Difference between the total and sum of parts is due to this reason that data are collected as sampling and were generalized across the country.

Source: Statistical Centre of Iran.

### 8.12. NUMBER OF WORKERS IN MANUFACTURING ESTABLISHMENTS<sup>(1)</sup> WITH 10 OR MORE WORKERS BY OSTAN AND SIZE, THE YEAR 1394

Ostan	Total	10-49 workers	50-99 workers	100 and more workers
<b>Total country</b> .....	<b>1258414</b>	<b>195920</b>	<b>140011</b>	<b>922483</b>
East Azarbayejan.....	68233	12331	8033	47869
West Azarbayejan .....	16993	4641	2505	9847
Ardebil .....	8023	2598	1148	4277
Esfahan .....	147346	23070	17235	107041
Alborz .....	65921	7698	9715	48508
Ilam .....	1524	546	250	728
Bushehr .....	16853	1077	1272	14504
Tehran .....	271527	26137	23568	221823
Chaharmahal&Bakhtiari .....	8991	2658	816	5517
South Khorasan .....	5767	1447	694	3626
Khorasan-e-Razavi.....	81046	12730	9893	58423
North Khorasan.....	7296	946	594	5756
Khuzestan .....	74790	4085	3108	67597
Zanjan .....	24531	2802	2639	19090
Semnan.....	24462	11102	3704	9656
Sistan&Baluchestan .....	5104	2183	803	2118
Fars .....	40931	7862	4105	28964
Qazvin .....	62436	8846	7797	45793
Qom .....	23503	6736	4219	12548
Kordestan .....	4313	2060	620	1633
Kerman .....	41030	8448	5083	27499
Kermanshah .....	14214	2819	2031	9364
Kohgiluyeh&Boyerahmad .....	2984	379	362	2243
Golestan .....	14688	5452	2323	6913
Gilan.....	32329	7364	4659	20306
Lorestan.....	8249	1962	917	5370
Mazandaran.....	46052	9070	6222	30760
Markazi .....	67276	7450	8818	51008
Hormozgan.....	13020	1619	591	10810
Hamedan .....	13537	4643	1964	6930
Yazd .....	45445	5158	4325	35962

1. Difference between the total and sum of parts is due to this reason that data are collected as sampling and were generalized across the country.

Source: Statistical Centre of Iran.

**8.13. COMPENSATION OF WAGE AND SALARY EARNERS IN MANUFACTURING ESTABLISHMENTS WITH 10 AND MORE WORKERS BY SEX (mln rials)**

Year and size of establishments	Both sexes		
	Total	Wages and salaries	Other payments
1375 <sup>(1)</sup> .....	8572672	4835414	3737258
1380.....	20603571	11115613	9487958
1385 .....	56059937	30594745	25465191
1390.....	142555622	85838966	56716656
1391.....	156881746	97184691	59697055
1392.....	213151387	129349196	83802191
1393.....	288237963	175269991	112967973
<b>1394.....</b>	<b>332042942</b>	<b>209368959</b>	<b>122673983</b>
10-49 workers ... ..	27990112	20625087	7365025
50-99 workers .....	23746218	16723753	7022465
100 and more workers.....	280306613	172020119	108286494

Year and size of establishments	Male			Female		
	Total	Wages and salaries	Other payments	Total	Wages and salaries	Other payments
1375 <sup>(1)</sup> .....	8195940	4605521	3590419	376732	229893	146839
1380.....	19505178	10440534	9064644	1098393	675079	423314
1385 .....	52273095	28179940	24093155	3786841	2414805	1372036
1390.....	131773548	78811401	52962147	10782074	7027565	3754508
1391.....	144215573	88873495	55342078	12666173	8311196	4354977
1392.....	196216081	118156488	78059594	16935305	11192708	5742598
1393.....	265032685	160297199	104735486	23205278	14972792	8232486
<b>1394.....</b>	<b>305564707</b>	<b>192197796</b>	<b>113366911</b>	<b>26478236</b>	<b>17171163</b>	<b>9307072</b>
10-49 workers .....	24690271	18169190	6521081	3299841	2455897	843944
50-99 workers .....	20818799	14645745	6173054	2927418	2078008	849410
100 and more workers.....	260055636	159382861	100672776	20250976	12637259	7613718

1. Including establishments with 1 to 9 workers.

Source: Statistical Centre of Iran.

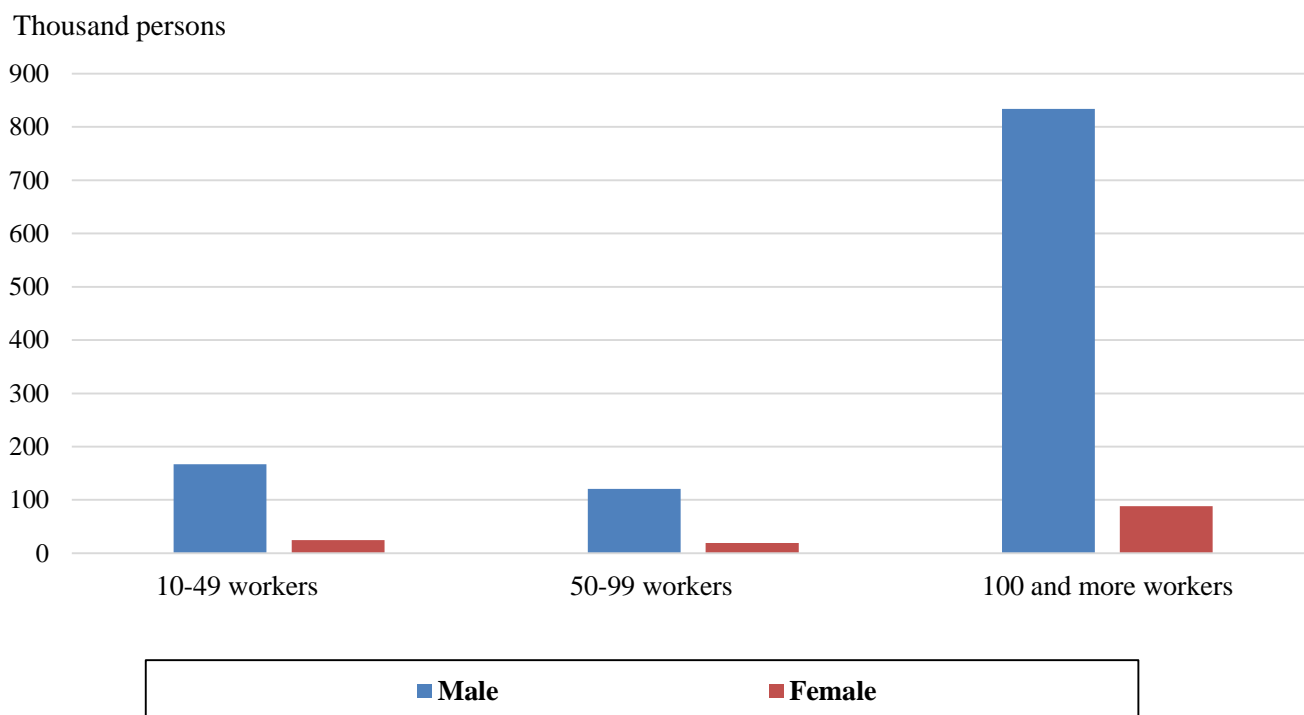
**8.14. COMPENSATION OF WAGE AND SALARY EARNERS IN MANUFACTURING ESTABLISHMENTS WITH 10 OR MORE WORKERS BY TYPE OF INDUSTRY AND SIZE, THE YEAR 1394** (mln rials)

Industry	Total	10-49 workers	50-99 workers	100 and more workers
<b>Total.....</b>	<b>332042942</b>	<b>27990112</b>	<b>23746218</b>	<b>280306613</b>
Manufacture of food products and beverages .....	41323382	5418247	4434872	31470264
Manufacture of tobacco products .....	2311955	13100	0	2298855
Manufacture of textiles .....	12449573	1790851	1539519	9119203
Manufacture of wearing apparel; dressing and dyeing of fur .....	1095613	142623	167733	785257
Tanning and dressing of leather; manufacture of luggage, handbags, saddlery, harness, and footwear.....	964185	267112	143691	553383
Manufacture of wood and products of wood and cork, except furniture; manufacture of articles of straw and plaiting materials .....	1727220	186450	176913	1363857
Manufacture of paper and paper products .....	4259344	628782	770472	2860090
Publishing, printing and reproduction of recorded media	1678205	409444	183130	1085631
Manufacture of coke, refined petroleum products and nuclear fuel .....	14374745	340801	296237	13737707
Manufacture of chemicals and chemical products .....	49302132	2169121	2327535	44805476
Manufacture of rubber and plastic products .....	11407597	2219377	1769004	7419216
Manufacture of other non-metallic mineral products.....	32007943	5456216	2598854	23952873
Manufacture of basic metals .....	50904715	1226805	1439757	48238152
Manufacture of fabricated metal products, except machinery and equipment .....	15084679	2124709	2094154	10865816
Manufacture of machinery and equipment n.e.c.....	16315809	2227109	1813965	12274735
Manufacture of office, accounting and computing machinery .....	2487339	23910	82933	2380496
Manufacture of electrical machinery and apparatus n.e.c.	10034244	824424	1182533	8027287
Manufacture of radio, television and communication equipment and apparatus .....	1554349	159423	181056	1213871
Manufacture of medical, precision and optical instruments, watches and clocks .....	2624028	289538	289618	2044872
Manufacture of motor vehicles, trailers and semi- trailers	52246689	1028040	1366356	49852293
Manufacture of other transport equipment .....	4730295	213137	272647	4244511
Manufacture of furniture; manufacturing n.e.c. ....	3048383	779628	607660	1661095
Recycling .....	110519	51265	7579	51674

Source: Statistical Centre of Iran.



**8.5. WORKERS OF NATIONAL MANUFACTURING ESTABLISHMENTS WITH 10 AND MORE WORKERS BY SEX, THE YEAR 1394**



For data see Table 8.10.

**8.15. INVESTMENT (CHANGES IN NON-FINANCIAL ASSETS) IN MANUFACTURING ESTABLISHMENTS WITH 10 OR MORE WORKERS BY TYPE OF NON-FINANCIAL ASSETS AND SIZE**  
(mln rials)

Year and size of establishments	Total	Machinery and ...	Office equipment	Vehicles
1375 <sup>(1)</sup> .....	6729816	4763211	197923	288151
1380.....	7788901	5238956	391673	396065
1385.....	39367834	19877162	820981	900691
1390.....	68341978	25337621	2758208	1688859
1391.....	93076034	47911923	1858503	2681061
1392.....	112810977	70054634	3126854	3154257
1393.....	141146789	75523656	4351674	4553218
<b>1394.....</b>	<b>143036502</b>	<b>50370133</b>	<b>3526633</b>	<b>3949243</b>
10-49 workers .....	13203558	9352812	236050	337326
50-99 .....	5439130	3176311	282195	360563
100 and more workers .....	124393815	37841010	3008388	3251354

Year and size of establishments	Building (without land)	Land	Computer software
1375 <sup>(1)</sup> .....	1296131	184399	0
1380.....	1453493	195403	113310
1385.....	16800907	839623	128470
1390.....	25218510	12770679	568100
1391.....	35877621	3745639	1001287
1392.....	27723826	7919725	831682
1393.....	48263503	6856736	1598002
<b>1394.....</b>	<b>44535282</b>	<b>39040848</b>	<b>1614364</b>
10-49 workers .....	2495761	697050	84559
50-99 workers .....	1112736	415307	92018
100 and more workers .....	40926785	37928491	1437787

1. Including establishments with 1 to 9 workers.

Source: Statistical Centre of Iran.

**8.16. INVESTMENT (CHANGES IN NON-FINANCIAL ASSETS) IN MANUFACTURING ESTABLISHMENTS WITH 10 OR MORE WORKERS BY TYPE OF INDUSTRY AND SIZE, THE YEAR 1394** (mln rials)

Industry	Total	10-49 workers	50-99 workers	100 and more workers
<b>Total.....</b>	<b>143036502</b>	<b>13203558</b>	<b>5439130</b>	<b>124393815</b>
Manufacture of food products and beverages .....	17592036	2705537	2933242	11953258
Manufacture of tobacco products .....	302984	5662	0	297322
Manufacture of textiles .....	7106416	1747060	596898	4762459
Manufacture of wearing apparel; dressing and dyeing of fur .....	88315	8693	4356	75267
Tanning and dressing of leather; manufacture of luggage, handbags, saddlery, harness, and footwear .....	152774	20372	29462	102940
Manufacture of wood and products of wood and cork, except furniture; manufacture of articles of straw and plaiting materials .....	986571	275535	5927	705110
Manufacture of paper and paper products .....	1824274	201375	315161	1307738
Publishing, printing and reproduction of recorded media .....	52818	159426	22864	-129472
Manufacture of coke, refined petroleum products and nuclear fuel .....	6585716	78828	135090	6371798
Manufacture of chemicals and chemical products .....	23575410	1539971	1540845	20494593
Manufacture of rubber and plastic products .....	7621766	807282	1680872	5133612
Manufacture of other non-metallic mineral products.....	16758493	1863895	1424580	13470019
Manufacture of basic metals .....	26107326	1853556	-5577244	29831015
Manufacture of fabricated metal products, except machinery and equipment .....	3705154	532747	591054	2581353
Manufacture of machinery and equipment n.e.c....	4355339	294522	815948	3244868
Manufacture of office, accounting and computing machinery .....	218058	1707	25928	190423
Manufacture of electrical machinery and apparatus n.e.c. ....	1974799	280039	258612	1436148
Manufacture of radio, television and communication equipment and apparatus .....	402968	1465	86054	315449
Manufacture of medical, precision and optical instruments, watches and clocks .....	844030	24707	48869	770454
Manufacture of motor vehicles, trailers and semi-trailers .....	21767690	351117	408987	21007586
Manufacture of other transport equipment .....	514435	199397	26150	288888
Manufacture of furniture; manufacturing n.e.c. ....	487295	231198	73108	182988
Recycling .....	11836	19468	-7631	0

Source: Statistical Centre of Iran.

**8.17. VALUE OF INVENTORIES IN MANUFACTURING ESTABLISHMENTS WITH 10 OR MORE WORKERS BY SIZE, THE YEAR 1394** (mln rials)

Size of establishments	Beginning of the year ( first of Farvardin)				
	Total	Finished goods	Goods for resale without any changes	Work-in-progress	Primary materials, instruments,...
<b>Total .....</b>	<b>1020713255</b>	<b>367509450</b>	<b>11492314</b>	<b>98406124</b>	<b>543305368</b>
10-49 workers .....	49738380	15073696	1447830	2668233	30548621
50-99 workers .....	63000295	19145724	1384492	4213015	38257064
100 and more workers .....	907974580	333290029	8659992	91524875	474499683
Size of establishments	End of the year ( end of Esfand)				
	Total	Finished goods	Goods for resale without any changes	Work-in-progress	Primary materials, instruments,..
<b>Total .....</b>	<b>1073807872</b>	<b>406485453</b>	<b>12984379</b>	<b>100802881</b>	<b>553535159</b>
10-49 workers .....	60126584	22137849	877289	3146745	33964701
50-99 workers .....	75678276	30248781	1329188	4939265	39161041
100 and more workers .....	938003012	354098823	10777901	92716871	480409417

Source: Statistical Centre of Iran.

**8.18. INPUTS VALUE RESULTED FROM MANUFACTURING ACTIVITIES OF MANUFACTURING ESTABLISHMENTS WITH 10 OR MORE WORKERS BY TYPE OF INDUSTRY AND SIZE**  
(mln rials)

Year and industry	Total	10-49 workers	50-99 workers	100 and more workers
1375 <sup>(1)</sup> .....	48344019	6391876	3083947	29530894
1380.....	117414672	12694916	7385402	97334354
1385.....	445633735	47115744	30499904	368018088
1390.....	1927631663	112440303	85814452	1729376907
1391.....	2397865926	174019719	119910754	2103935453
1392.....	3852466319	197728401	160240826	3494497093
1393.....	3854879015	216634309	174001632	3464243073
<b>1394.....</b>	<b>3042936895</b>	<b>196064806</b>	<b>159764942</b>	<b>2687107148</b>
Manufacture of food products and beverages .....	416840459	81672715	54955116	280212627
Manufacture of tobacco products .....	3044083	40033	0	3004050
Manufacture of textiles .....	53336282	7345854	5971734	40018694
Manufacture of wearing apparel; dressing and dyeing of fur .....	3180256	363638	417040	2399578
Tanning and dressing of leather; manufacture of luggage, handbags, saddlery, harness, and footwear....	4828442	1294236	1327605	2206601
Manufacture of wood and of products of wood and cork, except furniture; manufacture of articles of straw and plaiting materials .....	11021066	935014	1104978	8981075
Manufacture of paper and paper products .....	31919167	2942742	3369805	25606619
Publishing, printing and reproduction of recorded media .....	5969071	781226	826997	4360848
Manufacture of coke, refined petroleum products and nuclear fuel .....	914061574	3648428	6800901	903612245
Manufacture of chemicals and chemical products .....	496726710	15715845	17068216	463942649
Manufacture of rubber and plastic products .....	63582523	16747067	12360937	34474519
Manufacture of other non-metallic mineral products...	93321813	18010159	8602447	66709208
Manufacture of basic metals .....	342670830	12744190	12170317	317756323
Manufacture of fabricated metal products, except machinery and equipment .....	71858243	11399873	10475685	49982685
Manufacture of machinery and equipment n.e.c. ....	75728481	5951878	6628007	63148596
Manufacture of office, accounting and computing machinery .....	4878426	84365	249095	4544967
Manufacture of electrical machinery and apparatus n.e.c. ....	57959562	4706063	6585503	46667996
Manufacture of radio, television and communication equipment and apparatus .....	17920231	482948	623418	16813864
Manufacture of medical, precision and optical instruments, watches and clocks .....	8773989	838618	1125391	6809980
Manufacture of motor vehicles, trailers and semi-trailers .....	343052064	5239608	5398823	332413634
Manufacture of other transport equipment .....	12977354	2123306	1582244	9271804
Manufacture of furniture; manufacturing n.e.c. ....	8772265	2609072	2114359	4048834
Recycling .....	514005	387927	6325	119752

1. Difference between the total and sum of parts is due to the manufacturing establishments with 1 to 9 workers whose data are included in the total.

Source: Statistical Centre of Iran.

**8.19. OUTPUTS VALUE RESULTED FROM MANUFACTURING ACTIVITIES OF  
MANUFACTURING ESTABLISHMENTS WITH 10 OR MORE WORKERS BY TYPE  
OF INDUSTRY AND SIZE (mln rials)**

Year and industry	Total	10-49 workers	50-99 workers	100 and more workers
1375 <sup>(1)</sup> .....	82995974	9940992	4564494	52576042
1380.....	204090236	19958245	11504884	172627108
1385.....	715033120	70622170	44644532	599766418
1390.....	2551964097	166919947	123536025	2261508123
1391.....	3246088527	248802904	171572841	2825712782
1392.....	5052613921	280401785	224728155	4547483981
1393.....	5187243939	308926068	251318440	4626999431
<b>1394.....</b>	<b>4219267949</b>	<b>280977914</b>	<b>232165265</b>	<b>3706124771</b>
Manufacture of food products and beverages .....	561112843	104161219	74434966	382516658
Manufacture of tobacco products .....	7672811	61797	0	7611013
Manufacture of textiles .....	82916268	12189779	9796950	60929539
Manufacture of wearing apparel; dressing and dyeing of fur .....	5443481	707243	801889	3934349
Tanning and dressing of leather; manufacture of luggage, handbags, saddlery, harness, and footwear .....	6924243	1802969	1627559	3493714
Manufacture of wood and of products of wood and cork, except furniture; manufacture of articles of straw and plaiting materials .....	19781264	1381932	1634161	16765171
Manufacture of paper and paper products.....	48614964	4398328	5029347	39187288
Publishing, printing and reproduction of recorded media .....	10042062	1524175	1242171	7275715
Manufacture of coke, refined petroleum products and nuclear fuel ... ..	986989974	5058728	8994909	972936337
Manufacture of chemicals and chemical products	821832145	23065238	26336525	772430382
Manufacture of rubber and plastic products.....	97209903	24976316	17233942	54999645
Manufacture of other non-metallic mineral products .....	185366157	32943773	16576191	135846193
Manufacture of basic metals .....	518064836	16963407	16067999	485033429
Manufacture of fabricated metal products, except machinery and equipment .....	114335876	16573340	15272988	82489548
Manufacture of machinery and equipment n.e.c. ...	120915703	10514224	10477773	99923706
Manufacture of office, accounting and computing machinery .....	8274909	131927	347843	7795139
Manufacture of electrical machinery and apparatus n.e.c. ....	84593454	6880860	9264502	68448092
Manufacture of radio, television and communication equipment and apparatus .....	24689859	819844	1119271	22750745
Manufacture of medical, precision and optical instruments, watches and clocks .....	23199444	1492185	2004378	19702881
Manufacture of motor vehicles, trailers and semi-trailers .....	454480496	7809229	8248225	438423042
Manufacture of other transport equipment.....	21346285	2680184	2231246	16434856
Manufacture of furniture; manufacturing n.e.c. ....	14769411	4342420	3405209	7021782
Recycling .....	691564	498797	17221	175546

1. Difference between the total and sum of parts is due to the manufacturing establishments with 1 to 9 workers whose data are included in the total.

Source: Statistical Centre of Iran.

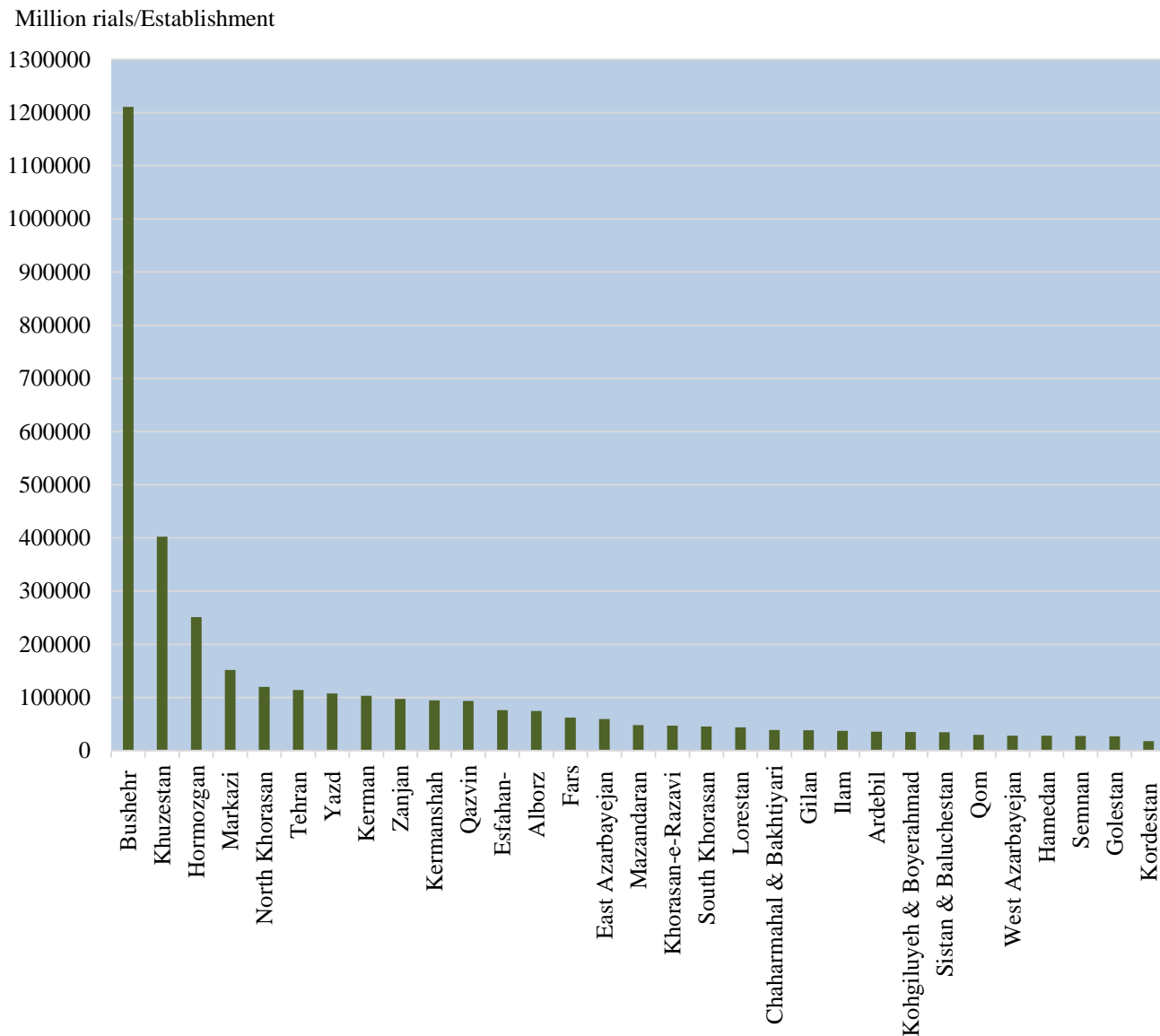
**8.20. VALUE ADDED RESULTED FROM MANUFACTURING ACTIVITIES OF MANUFACTURING ESTABLISHMENTS WITH 10 OR MORE WORKERS BY TYPE OF INDUSTRY AND SIZE (mln rials)**

Year and industry	Total	10-49 workers	50-99 workers	100 and more workers
1375 <sup>(1)</sup> .....	34651959	3549115	1480547	23045148
1380.....	86675563	7263328	4119481	75292754
1385.....	269399385	23506426	14144628	231748330
1390.....	624332432	54479644	37721573	532131216
1391.....	848222600	74783184	51662087	721777329
1392.....	1200147601	82673384	64487329	1052986888
1393.....	1332364924	92291759	77316807	1162756358
<b>1394.....</b>	<b>1176331054</b>	<b>84913108</b>	<b>72400323</b>	<b>1019017623</b>
Manufacture of food products and beverages .....	144272384	22488504	19479850	102304030
Manufacture of tobacco products .....	4628727	21764	0	4606963
Manufacture of textiles .....	29579986	4843925	3825216	20910844
Manufacture of wearing apparel; dressing and dyeing of fur .....	2263224	343605	384849	1534771
Tanning and dressing of leather; manufacture of luggage, handbags, saddlery, harness, and footwear .....	2095801	508733	299955	1287113
Manufacture of wood and of products of wood and cork, except furniture; manufacture of articles of straw and plaiting materials .....	8760198	446919	529184	7784096
Manufacture of paper and paper products.....	16695797	1455586	1659542	13580669
Publishing, printing and reproduction of recorded media .....	4072990	742949	415174	2914867
Manufacture of coke, refined petroleum products and nuclear fuel .....	72928400	1410300	2194008	69324092
Manufacture of chemicals and chemical products ..	325105435	7349393	9268309	308487733
Manufacture of rubber and plastic products.....	33627380	8229249	4873004	20525127
Manufacture of other non-metallic mineral products .....	92044344	14933614	7973745	69136985
Manufacture of basic metals .....	175394006	4219217	3897683	167277106
Manufacture of fabricated metal products, except machinery and equipment .....	42477633	5173467	4797303	32506863
Manufacture of machinery and equipment n.e.c....	45187222	4562346	3849765	36775110
Manufacture of office, accounting and computing machinery .....	3396483	47562	98749	3250172
Manufacture of electrical machinery and apparatus n.e.c.....	26633892	2174797	2678999	21780096
Manufacture of radio, television and communication equipment and apparatus.....	6769628	336896	495852	5936881
Manufacture of medical, precision and optical instruments, watches and clocks .....	14425454	653567	878986	12892901
Manufacture of motor vehicles, trailers and semi-trailers .....	111428432	2569621	2849403	106009408
Manufacture of other transport equipment.....	8368931	556877	649002	7163052
Manufacture of furniture; manufacturing n.e.c .....	5997146	1733348	1290850	2972948
Recycling .....	177559	110869	10895	55794

1. Difference between the total and sum of parts is due to the manufacturing establishments with 1 to 9 workers whose data are included in the total.

Source: Statistical Centre of Iran.

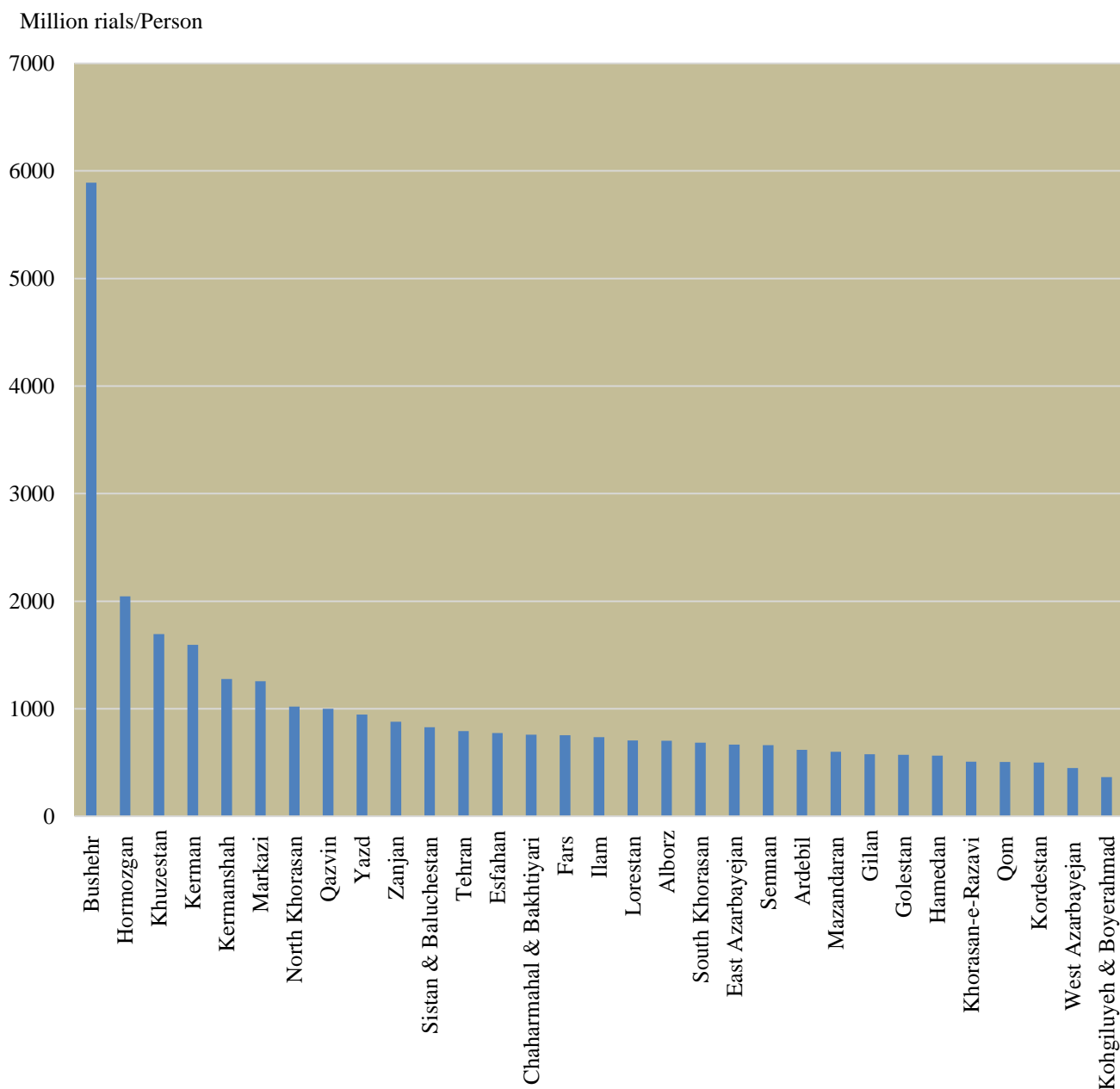
**8.6. PRODUCTIVITY OF MANUFACTURING ESTABLISHMENTS WITH 10 AND MORE WORKERS BY OSTAN, THE YEAR 1394**



For data see Tables 8.9. and 8.21.



### 8.7. PRODUCTIVITY OF EMPLOYED PERSONS IN MANUFACTURING ESTABLISHMENTS WITH 10 AND MORE WORKERS BY OSTAN, THE YEAR 1394



For data see Tables 8.12. and 8.21.

**8.21. VALUE ADDED RESULTED FROM MANUFACTURING ACTIVITIES OF MANUFACTURING ESTABLISHMENTS WITH 10 OR MORE WORKERS BY OSTAN AND SIZE, THE YEAR 1394**  
(mln rials)

Ostan	Total	10-49 workers	50-99 workers	100 and more workers
<b>Total country .....</b>	<b>1176331054</b>	<b>84913108</b>	<b>72400323</b>	<b>1019017623</b>
East Azarbayejan.....	45393906	6058272	3343379	35992255
West Azarbayejan .....	7609005	1360911	1450233	4797861
Ardebil .....	4952991	1729681	872235	2351074
Esfahan .....	114230726	9290292	7351705	97588729
Alborz .....	46291195	5047233	5100459	36143503
Ilam .....	1121807	252149	85784	783874
Bushehr .....	99277311	610940	1025892	97640479
Tehran .....	215106418	9406432	9634098	196065888
Chaharmahal & Bakhtiari .....	6823451	1416840	358017	5048594
South Khorasan .....	3953740	562324	557480	2833936
Khorasan-e-Razavi.....	41225350	3895615	3891721	33438014
North Khorasan.....	7443687	374986	234717	6833984
Khuzestan .....	126664060	1994325	1729855	122939880
Zanjan .....	21539299	1366104	1244579	18928616
Semnan.....	16169480	4859578	1996343	9313558
Sistan & Baluchestan .....	4221497	924151	829793	2467553
Fars .....	30880894	2891245	5909638	22080010
Qazvin .....	62436894	5161112	4629250	52646532
Qom .....	11869324	2893381	2217253	6758689
Kordestan .....	2152187	923301	169394	1059492
Kerman .....	65433124	3494322	2571994	59366808
Kermanshah .....	18148986	1571183	901986	15675817
Kohgiluyeh&Boyerahmad .....	1087098	142601	126646	817851
Golestan .....	8415751	2942408	1050290	4423053
Gilan.....	18634351	2189300	2085624	14359427
Lorestan.....	5824914	831092	792408	4201415
Mazandaran.....	27603715	3295778	2396511	21911425
Markazi .....	84547910	3755983	5115135	75676791
Hormozgan.....	26624402	1081039	1254244	24289120
Hamedan .....	7635368	2148228	887950	4599189
Yazd .....	43012211	2442299	2585707	37984205

Source: Statistical Centre of Iran.

**8.22. CHARGES AND INDIRECT TAXES PAID BY MANUFACTURING ESTABLISHMENT  
WITH 10 OR MORE WORKERS BY TYPE OF INDUSTRY AND SIZE (mln rials)**

Year and industry	Total	10-49 workers	50-99 workers	100 and more workers
1375 <sup>(1)</sup> .....	355023	45028	17822	268116
1380.....	3572278	103338	77153	3391787
1385.....	4535570	250666	113564	4171340
1390.....	27856160	1123198	989622	25743340
1391.....	16856821	973275	1085378	14798168
1392.....	18467769	1311568	1347269	15808932
1393.....	17763970	1612993	1508772	14642204
<b>1394.....</b>	<b>25995455</b>	<b>1613943</b>	<b>1442203</b>	<b>22939309</b>
Manufacture of food products and beverages .....	2893795	202938	222636	2468221
Manufacture of tobacco products .....	81445	0	0	81445
Manufacture of textiles .....	805151	72270	65176	667704
Manufacture of wearing apparel; dressing and dyeing of fur .....	17700	1199	9488	7012
Tanning and dressing of leather; manufacture of luggage, handbags, saddlery, harness, and footwear.	103071	12306	2168	88596
Manufacture of wood and of products of wood and cork, except furniture; manufacture of articles of straw and plaiting materials .....	136699	7519	1147	128032
Manufacture of paper and paper products .....	395302	34247	38903	322152
Publishing, printing and reproduction of recorded media .....	34304	11833	1344	21127
Manufacture of coke, refined petroleum products and nuclear fuel .....	1765281	36669	170080	1558532
Manufacture of chemicals and chemical products ....	1975142	180933	101535	1692674
Manufacture of rubber and plastic products .....	609044	139847	144872	324325
Manufacture of other non-metallic mineral products	1380137	328099	80716	971322
Manufacture of basic metals .....	9785379	189032	189775	9406573
Manufacture of fabricated metal products, except machinery and equipment .....	679429	134612	85995	458821
Manufacture of machinery and equipment n.e.c. ....	789802	81563	80798	627442
Manufacture of office, accounting and computing machinery .....	28283	454	1932	25896
Manufacture of electrical machinery and apparatus n.e.c. ....	827937	35434	102401	690102
Manufacture of radio, television and communication equipment and apparatus .....	1451298	8605	4081	1438612
Manufacture of medical, precision and optical instruments, watches and clocks .....	129757	19565	7841	102350
Manufacture of motor vehicles, trailers and semi- trailers .....	1871548	55675	96850	1719023
Manufacture of other transport equipment .....	164683	33457	24956	106270
Manufacture of furniture; manufacturing n.e.c.....	69972	27437	9461	33075
Recycling .....	296	248	48	0

1. Difference between the total and sum of parts is due to the manufacturing establishments with 1 to 9 workers whose data are included in the total.

Source: Statistical Centre of Iran.

**8.23. PAYMENTS AND RECEIPTS OF MANUFACTURING ESTABLISHMENTS WITH 10 OR MORE WORKERS FOR NON-INDUSTRIAL SERVICES BY TYPE OF INDUSTRY AND SIZE**  
(mln rials)

Year and industry	Payments			
	Total	10-49 workers	50-99 workers	100 and more workers
1375 <sup>(1)</sup> .....	2538283	212896	124976	1910300
1380.....	6170837	504636	376695	5289506
1385.....	25283503	1443561	1257215	22582727
1390.....	67038876	3311368	4482653	59244855
1391.....	98106206	3870743	4623352	89612110
1392.....	111836679	4585158	4765949	102485572
1393.....	159241340	5789138	5494271	147957931
<b>1394.....</b>	<b>181517047</b>	<b>4545482</b>	<b>5483800</b>	<b>171487765</b>
Manufacture of food products and beverages .....	14753876	1080122	1353349	12320404
Manufacture of tobacco products .....	352053	3128	0	348925
Manufacture of textiles .....	1346741	171844	148417	1026480
Manufacture of wearing apparel; dressing and dyeing of fur .....	468469	15410	22360	430699
Tanning and dressing of leather; manufacture of luggage, handbags, saddlery, harness, and footwear .....	169825	23178	17934	128713
Manufacture of wood and of products of wood and cork, except furniture; manufacture of articles of straw and plaiting materials .....	359018	32202	39390	287427
Manufacture of paper and paper products .....	1550980	73226	123451	1354303
Publishing, printing and reproduction of recorded media .....	273267	50886	22546	199835
Manufacture of coke, refined petroleum products and nuclear fuel .....	37463361	74682	79711	37308969
Manufacture of chemicals and chemical products ..	49787592	468868	790461	48528262
Manufacture of rubber and plastic products.....	2617866	395305	340365	1882196
Manufacture of other non-metallic mineral products .....	8678284	781647	707537	7189100
Manufacture of basic metals .....	21522091	239960	346365	20935766
Manufacture of fabricated metal products, except machinery and equipment .....	4319875	300265	374757	3644852
Manufacture of machinery and equipment n.e.c. ....	5014314	301470	324816	4388028
Manufacture of office, accounting and computing machinery .....	476848	3196	17592	456060
Manufacture of electrical machinery and apparatus n.e.c. ....	2553595	135074	293956	2124565
Manufacture of radio, television and communication equipment and apparatus ... ..	1810165	23974	58062	1728130
Manufacture of medical, precision and optical instruments, watches and clocks .....	627972	47822	50244	529907
Manufacture of motor vehicles, trailers and semi-trailers .....	26006584	171149	215086	25620350
Manufacture of other transport equipment.....	847298	34828	42658	769812
Manufacture of furniture; manufacturing n.e.c. ....	500705	103538	112697	284469
Recycling .....	16267	13707	2047	514

**8.23. PAYMENTS AND RECEIPTS OF MANUFACTURING ESTABLISHMENTS WITH 10 OR MORE WORKERS FOR NON-INDUSTRIAL SERVICES BY TYPE OF INDUSTRY AND SIZE (continued)** (mln rials)

Year and industry	Receipts			
	Total	10-49 workers	50-99 workers	100 and more workers
1375 <sup>(1)</sup> .....	282024	23203	13229	177588
1380.....	334347	31664	19472	283210
1385.....	1912385	173881	92179	1646325
1390.....	9434065	325883	418676	8689506
1391.....	7144471	357068	206915	6580488
1392.....	20971888	267532	186190	20518165
1393.....	16367234	407897	901531	15057806
<b>1394.....</b>	<b>14508628</b>	<b>831831</b>	<b>569202</b>	<b>13107595</b>
Manufacture of food products and beverages .....	1130168	542866	55964	531338
Manufacture of tobacco products .....	154807	0	0	154807
Manufacture of textiles .....	222455	28639	4259	189557
Manufacture of wearing apparel; dressing and dyeing of fur .....	928	0	0	928
Tanning and dressing of leather; manufacture of luggage, handbags, saddlery, harness, and footwear .....	558	25	12	521
Manufacture of wood and products of wood and cork, except furniture; manufacture of articles of straw and plaiting materials .....	63846	543	268	63036
Manufacture of paper and paper products .....	28509	549	8261	19700
Publishing, printing and reproduction of recorded media .....	37268	1126	960	35181
Manufacture of coke, refined petroleum products and nuclear fuel .....	2955014	8	4473	2950533
Manufacture of chemicals and chemical products.....	3843923	21382	22419	3800121
Manufacture of rubber and plastic products .....	74610	3967	14499	56145
Manufacture of other non-metallic mineral products .....	621724	93754	109276	418695
Manufacture of basic metals .....	2892246	1159	7555	2883532
Manufacture of fabricated metal products, except machinery and equipment .....	330236	30270	158928	141039
Manufacture of machinery and equipment n.e.c. ....	147927	15803	466	131657
Manufacture of office, accounting and computing machinery .....	30294	0	19192	11102
Manufacture of electrical machinery and apparatus n.e.c. ....	121599	67344	4959	49296
Manufacture of radio, television and communication equipment and apparatus .....	214866	811	144918	69138
Manufacture of medical, precision and optical instruments, watches and clocks .....	5006	0	229	4777
Manufacture of motor vehicles, trailers and semi-trailers .....	1595772	20912	1506	1573353
Manufacture of other transport equipment .....	22855	0	1147	21708
Manufacture of furniture; manufacturing n.e.c. ....	9053	2674	4947	1432
Recycling .....	4962	0	4962	0

1. Difference between the total and sum of parts is due to the manufacturing establishments with 1 to 9 workers whose data are included in the total.

Source: Statistical Centre of Iran.

**8.24. PRODUCTION OF SELECTED MANUFACTURED GOODS**

Commodity	Unit	The year 1375	The year 1380	The year 1385	The year 1390
Canned fish (tuna, sardines) .....	Ton	8088	18180	31049	22559
Pasteurized milk .....	Ton	575429	801395	1777833	2840857
Vegetable oil .....	Ton	789344	852353	1439754	1256023
Sugar (lump, granulated) .....	1000 ton	637	1113	1319	1846
Non-alcoholic carbonated drinks (except diluted yogurt) .....	Million bottles	3768	4818	4930	3458
Malt liquor .....	Million bottles	443	60	232	1405
Cigarettes .....	Million	11962	13359	27050	21708
Threads .....	Ton	173779	388790	552090	411583
Finished fabrics .....	Million meters	442	551	344	246
Machine-made carpets .....	1000 sq	20218	51875	41472	54618
Moquette .....	1000 sq	29994	43014	54508	66936
Blankets .....	1000 pieces	4430	8166	7523	4031
Papers .....	Ton	250721	315502	490815	492570
Detergent powders .....	Ton	226845	306249	562027	574685
Soap .....	Ton	70788	75918	68312	78879
Matches .....	Million boxes	2189	2351	1577	1116
Cement .....	1000 ton	16442	24755	32831	63205
Tile and Ceramic .....	1000 sq	47090	76827	147919	299698
Combines .....	Number	240	346	968	163
Tractors .....	Number	5452	12208	32929	23688
Road construction machinery .....	Number	425	612	3506	1449
Washing machines .....	Number	158956	212664	418167	333052
Switch and socket .....	1000	21527	24559	25787	32038
Radio and radio cassette recorders .....	Number	56262	129256	821439	554626
Colour TV .....	Number	433151	807964	619585	406163
Water meters .....	Number	515412	933741	618258	498494
Electricity meters .....	Number	763109	906671	562099	3754963
Passenger cars and jeeps .....	Number	103110	332643	917165	1627697
Ambulances .....	Number	422	328	265	385
Trucks and light trucks .....	Number	3316	4303	20130	28656
Buses .....	Number	1177	1643	4111	3252
Minibuses .....	Number	122	3226	1765	3768
Vans .....	Number	16383	46639	155269	194004
Raw steel .....	1000 tons	-	-	-	-

**8.24. PRODUCTION OF SELECTED MANUFACTURED GOODS(continued)**

Commodity	Unit	The Year 1391	The year 1392	The year 1393	The year 1394
Canned fish (tuna, sardines) .....	Ton	000	18353	18871	000
Pasteurized milk .....	Ton	000	1420199	1424074	000
Vegetable oil .....	Ton	000	1661609	1662190	000
Sugar (lump, granulated).....	1000 tonS	000	2324	2331	000
Non-alcoholic carbonated drinks (except diluted yogurt) <sup>(1)</sup> .....	Million bottles	000	1714	1921	000
Malt liquor.....	Million bottles	000	320	335	000
Cigarettes.....	Million	000	25532	13110	000
Threads .....	Ton	000	362897	357530	000
Finished fabrics .....	Million meters	000	282	244	000
Machine-made carpets .....	1000 sq	000	30697	33256	000
Moquette.....	1000 sq	000	66779	62947	000
Blankets.....	1000 pieces	000	4555	3963	000
Papers .....	Ton	000	549291	673499	000
Detergent powders .....	Ton	000	549430	579993	000
Soap .....	Ton	000	80797	81660	000
Matches .....	Million boxes	000	646	660	000
Cement .....	1000 ton	000	77465	66519	000
Tile and Ceramic .....	1000 sq	000	363066	380854	000
Combines .....	Number	000	376	1014	000
Tractors .....	Number	000	26101	23931	000
Road construction machinery .....	Number	000	1269	1726	000
Washing machines .....	Number	000	245305	271695	000
Switch and socket .....	1000	000	22514	23555	000
Radio and radio cassette recorders .....	Number	000	189864	477263	000
Colour TV .....	Number	000	1195833	1214436	000
Water meters .....	Number	000	605569	570539	000
Electricity meters .....	Number	000	1461240	1510893	000
Passenger cars and jeeps .....	Number	000	651942	994737	000
Ambulances .....	Number	000	5	19	000
Trucks and light trucks .....	Number	000	7157	16119	000
Buses .....	Number	000	450	403	000
Minibuses.....	Number	000	142	206	000
Vans.....	Number	000	97825	128562	000
Raw stee .....	1000 tons	-	15481	16334	000

1. Unit of measurement of the goods for the years 1392 and 1393 changed from mln bottles into mln litre.

Source: Statistical Centre of Iran.

### 8.25. GENERAL CHARACTERISTICS OF MANUFACTURING COOPERATIVES AT THE END OF THE YEAR

Description	Number	Member	Employed	Capital (mln rials)
<i>Registered cooperatives <sup>(1)</sup></i>				
1380.....	8764	138339	87105	1932083
1385.....	18329	237158	177488	2716607
1390.....	31662	327743	315094	6172181
1391.....	33540	371213	338309	9234466
1392.....	35223	389168	359795	14718077
1393.....	36250	396100	368914	21879214
1394.....	37111	400138	378110	26612179
<b>1395.....</b>	<b>38166</b>	<b>412376</b>	<b>391663</b>	<b>23759031</b>
<i>Cooperatives under establishment</i>				
1380.....	475	5457	4911	75107
1385.....	3503	38966	36596	415501
1390.....	5824	48676	71936	411966
1391.....	6342	58801	81431	680966
1392.....	5648	49945	65919	5987509
1393.....	5209	47799	60873	1133696
1394.....	5261	48868	58839	1159612
<b>1395.....</b>	<b>5365</b>	<b>55358</b>	<b>63509</b>	<b>1827056</b>
<i>Operating cooperatives</i>				
1380.....	3738	66788	46542	1550468
1385.....	8291	116028	88624	1935014
1390.....	12164	153375	120322	4731922
1391.....	11830	141156	113756	7356404
1392.....	11886	148588	121105	6193349
1393.....	12178	147811	124122	18539964
1394.....	12016	142354	123572	18670934
<b>1395.....</b>	<b>11530</b>	<b>135624</b>	<b>117401</b>	<b>15018253</b>



### 8.25. GENERAL CHARACTERISTICS OF MANUFACTURING COOPERATIVES AT THE END OF THE YEAR (continued)

Ostan	Number	Member	Employed	Capital (mln rials)
East Azarbayejan .....	748	8062	7260	314437
West Azarbayejan .....	213	1702	2382	411046
Ardebil.....	158	1449	1246	2287300
Esfahan.....	418	4715	3989	378237
Alborz.....	113	1255	1504	94984
Ilam .....	193	1596	1429	39675
Bushehr .....	363	3093	4447	635210
Tehran .....	538	14469	12726	457196
Chaharmahal&Bakhtiari.....	380	2848	2948	128114
South Khorasan .....	165	2522	1270	43546
Khorasan-e-Razavi.....	820	11033	7601	505205
North Khorasan .....	216	1875	1778	102565
Khuzestan .....	663	5471	6717	83808
Zanjan.....	135	1278	1243	283831
Semnan.....	170	1734	1997	188884
Sistan&Baluchestan .....	248	3633	4907	244078
Fars .....	818	9717	7197	550568
Qazvin .....	95	740	1357	169822
Qom .....	162	1460	1705	351707
Kordestan .....	262	2127	2194	112375
Kerman .....	559	6179	4140	105670
Kermanshah .....	333	3271	3675	123095
Kohgiluyeh&Boyerahmad .....	232	1825	2270	455257
Golestan.....	406	3057	2791	5113482
Gilan.....	467	4822	4496	236543
Lorestan.....	691	5736	6318	158274
Mazandaran .....	724	6240	6532	661647
Markazi .....	283	3490	2544	326339
Hormozgan.....	402	3524	3576	30489
Hamedan .....	177	1570	1809	106756
Yazd .....	378	15131	3353	318113

1. Including cooperatives in operation, out of operation, and under establishment.

Source: Ministry of Cooperatives, Labor and Social Welfare.

### 8.26. GENERAL CHARACTERISTICS OF HAND-WOVEN CARPET COOPERATIVES AT THE END OF THE YEAR

Description	Number	Member	Employed	Capital (mln rials)
<i>Registered cooperatives <sup>(1)</sup></i>				
1380.....	997	114940	59489	31812
1385.....	1954	124127	71006	56162
1390.....	3031	92984	84082	131297
1391.....	3155	156864	88972	140742
1392.....	3324	157341	96578	639701
1393.....	3488	151212	98941	154043
1394.....	3624	162354	101608	171834
<b>1395.....</b>	<b>3778</b>	<b>165010</b>	<b>109292</b>	<b>187626</b>
<i>Cooperatives under establishment</i>				
1380.....	14	185	349	166
1385.....	344	2827	5228	13990
1390.....	443	4115	7546	57590
1391.....	488	5028	10068	59675
1392.....	458	4295	10975	60298
1393.....	499	4682	10173	58353
1394.....	536	5052	12003	51428
<b>1395.....</b>	<b>567</b>	<b>5591</b>	<b>16381</b>	<b>21319</b>
<i>Operating cooperatives</i>				
1380.....	463	67906	31010	19454
1385.....	963	73234	36791	29045
1390.....	1343	67882	33792	41860
1391.....	1289	69563	30973	52724
1392.....	1154	57115	27133	54343
1393.....	1189	48916	28007	59335
1394.....	1203	58548	27656	69447
<b>1395.....</b>	<b>1152</b>	<b>57792</b>	<b>28892</b>	<b>74966</b>

**8.26.GENERAL CHARACTERISTICS OF HAND-WOVEN CARPET COOPERATIVES AT THE END OF THE YEAR (continued)**

Ostan	Number	Member	Employed	Capital (mln rials)
East Azarbayejan .....	105	2723	1081	18962
West Azarbayejan .....	30	2374	2027	5380
Ardebil.....	33	278	387	501
Esfahan .....	37	32903	4122	8300
Alborz .....	9	90	71	61
Ilam .....	37	353	522	518
Bushehr .....	24	204	365	252
Tehran .....	56	963	2077	713
Chaharmahal&Bakhtiari .....	33	2149	3903	2325
South Khorasan .....	17	292	2142	855
Khorasan-e-Razavi.....	97	1648	2060	5339
North Khorasan .....	20	156	111	455
Khuzestan .....	45	719	748	950
Zanjan .....	13	100	152	237
Semnan.....	13	185	221	524
Sistan&Baluchestan .....	9	132	369	91
Fars .....	70	4430	2387	3298
Qazvin .....	13	91	130	162
Qom .....	6	77	104	466
Kordestan .....	17	1366	628	563
Kerman .....	74	2003	873	11761
Kermanshah .....	19	430	469	396
Kohgiluyeh&Boyerahmad .....	15	142	190	634
Golestan .....	45	573	464	296
Gilan.....	51	453	561	296
Lorestan.....	132	1750	1336	2794
Mazandaran.....	42	405	471	667
Markazi .....	21	149	215	274
Hormozgan.....	34	289	274	1059
Hamedan .....	15	153	251	376
Yazd .....	20	212	181	6461

1. Including cooperatives in operation, out of operation, and under establishment.

Source: Ministry of Cooperatives, Labor and Social Welfare.

