



Government Budget



Introduction

Budget statistics came to existence as the Ministry of Finance undertook formulation of the government budget in the year 1289. The produced statistics drew on the organizations revenues and expenditures data until the year 1342.

In the year 1342, the responsibility was shifted to the then Plan and Budget Organization . Now, along with formulating the Government general budget (primary approved, amended approved, and realized), provides for the budget of public corporations and banks, as well as the government affiliated for-profit enterprises which were transferred to the public sector after the Islamic Revolution.

The statistical information provided here are from budget laws of different years and include various receipts and disbursements of the government general budget, the actual credits of Ostans, summary of the government corporations, government affiliated for-profit enterprises and banks budgets.

Definitions and concepts

Government total budget: the government's financial program for a fiscal year, which corresponds with the Iranian calendar year. It contains the government general budget as well as budgets for banks, government corporations, and government affiliated for-profit enterprises.

Government general budget: the budget in which financial resources required for implementing the annual program as well as current and development credits for government agencies are formulated and predicted.

Approved and realized budget: the budget for each fiscal year is estimated and proposed to the Cabinet in the previous year by the Plan and Budget Organization and is offered to the Majlis for approval as the budget bill. The bill is then communicated to the government as the budget law by the beginning of the new year (primary approved figures or estimate). With regard to possible changes in economic, social, and political conditions and fluctuations in receipts and payments, another budget for departments and organizations is offered to the Majlis by the government as the supplementary bill, which should be approved by the end of the year (amended approved figures). At the end of every fiscal year, the government's actual and realized budget becomes clear with regard to the amount of actual receipts and the sum of payments by the Treasury.

Payments of the government general budget: all development and current expenditures paid by the government from general and special revenues during a fiscal year.

Receipts of the government general budget: all sums known as general and special revenues as well as miscellaneous sources of credits, and funds that legally should be accumulated in the Treasury General's accounts.

General revenues: refers to revenues from incomes of ministries, government institutions, tax and dividends for government monopolies and properties, other revenues that are included in the total state budget law.

Special revenues: refers to revenues legally allotted to special expenditure(s) in the total state budget law.

Miscellaneous sources of credits: sources considered in the government total budget under the titles of loans, issuing government bonds, returns from previous years payments, and similar titles, and not of the nature of income.

Credit: a sum approved by Majlis for special Expenditures to achieve certain goals of government's programs.

Provision-of-capital-assets(development)credits: refers to the credit allocated to specific operations and services which are carried out based on technical, social and economic studies by government organization. These operations and services are conducted during a specific period of time with a specific budget to realize the goals of the 5-Year Development Plan as a fixed investment or conduct a study to create capital asset. The needed resources for conducting these operations and services are funded through ownership of capital asset. This credit is divided into two types: profit and non-profit.

Expenses credits(current): credits considered in the 5-Year Development Plan as a whole and in the government general budget in parts to meet government current expenditures as well as expenditures of maintaining the level of government's socio-economic activities.

Prepayment: a payment satisfied before undertaking fulfillment, out of the concerned credits, based on the ordinances and agreements and according to the regulations.

Tax: includes all obligatory and non-reimbursable payments by legal and natural entities to the government which are spent according to the law for governance and general expenses.

Project: a correlated and specified set of operations and services carried out in a certain period and at a certain cost for achieving a particular goal.

National projects: strategic, high-technology and extensive projects with supra-regional benefits.

Ostani (provincial) projects: projects planned in Ostans and implemented using both local and national facilities.

Selected information

National budget resources for the year 1395 were predicted to form an amount of 9785.5 thousand billion rials, indicating a rise of 15.6 percent.

Government revenues and cession of government capital and financial assets were about 3354.9 thousand billion rials in the year 1395, which increased by 29.95% in comparison to the previous year.

In the year 1395, tax revenues with 31.5%, cession of capital assets with 23.6%, and revenues from cession of financial assets with 17.3%, account for the highest share of government revenues respectively.

Actual expenditure (current) credits for government agencies of Ostans in the year 1394 was about 53.2 thousand billion rials which increased by 6.9 percent compared to the previous year.

In the year 1393, Ostans' actual provision-of-capital-assets (development) credits were about 83.7 thousand billion rials, showing a rise of 77.8 percent in comparison to the year 1392.

20. 1. SUMMARY OF TOTAL COUNTRY BUDGET

(bln rials)

Description	The year 1385	The year 1390	The year 1391	The year 1392	The year 1393	The year 1394	The year 1395
Total budget resources	1915105.1	5083938.7	5665618	7277064.5	8033484.5	8467411.4	9785529.9
Government general budget resources	587596.8	1697225.1	1644177.1	2360485.5	2350084.6	2744101.6	3354895.1
Government general resources ...	548571.0	1545870.0	1442699.1	2104381.7	2111659.2	⁽¹⁾ 2362817.1	2943937.1
Revenues	244455.3	609989.5	653297.5	906537.4	1003487.5	1288509.2	1573797.7
Cession of capital assets	154878.2	590711.3	698764.5	702856.7	798795.0	564824.4	790518.0
Cession of financial assets	149237.5	345169.2	90637.1	494987.6	309376.7	347033.5	579621.5
Government special resources	39025.8	151355.0	201478.0	256103.8	238425.4	381284.4	410957.9
Special revenues.....	39025.8	151355.0	201478.0	256103.8	238425.4	381284.4	410957.9
Resources of government corporations, banks and affiliated for-profit enterprises ..	1372837.7	3550656.3	4211765.3	5357964.0	5971257.7	6019377.0	6828171.8
Government corporations	1226633.2	3319142.2	3896013.7	4942693.6	5446870.7	5360434.7	6027174.2
Banks.....	122513.4	194275.9	275074.3	53558.2	466170.2	582734.2	710136.9
Affiliated for- profit enterprises ..	23691.0	37238.1	40677.4	361712.2	58216.8	76207.9	90860.6
Less: Duplications	45329.4	163942.7	190324.3	441385	287857.8	296067.1	397537.0
Total country budget uses	1915105.1	5083938.7	5665618.0	7277064.5	8033484.5	8467411.4	9785529.9
Government general budget uses	587596.8	1697225.1	1644177	2360485.5	2350084.6	2744101.6	3354895.1
Government general uses	548571.0	1545870.1	1442699.1	2104381.7	2111659.2	2362817.1	2943937.1
Expenditures	377935.2	897920.6	1010713.0	1280918.1	1493325.0	1747228.7	2137628.2
Ownership of capital assets.....	156551.4	349749.4	397455.0	564438.4	412508.6	508854.3	574808.9
Ownership of financial assets.....	14084.4	298200.0	34531.0	259025.3	205825.5	106734.0	231500.0
Special uses	39025.8	151355.0	201478.0	256103.8	238425.4	381284.4	410957.9
From government special revenues	39025.8	151355.0	201478.0	256103.8	238425.4	381284.4	410957.9
Uses of government corporations, banks and affiliated for-profit enterprises....	1372837.7	3550656.3	4211765.3	5357964	5971257.7	6019377.0	6828171.8
Government corporations	1226633.2	3319142.2	3896013.7	4942693.6	5446870.7	5360434.7	6027174.2
Banks.....	122513.4	194275.9	275074.3	53558.2	466170.2	582734.2	710136.9
Affiliated for- profit enterprises ..	23691.0	37238.1	40677.4	361712.2	58216.8	76207.9	90860.6
Less: Duplications	45329.4	163942.7	190324.3	441385.0	287857.8	296067.1	397537.0

1. The amount of 162450 billion Rials, has been included in the total as other resources for the second semester, if realized .

Source: Vice Presidency for Strategic Planning and Supervision

Presidency, Management and Planning Organization

20.2. SUMMARY OF GOVERNMENT REVENUES AND EXPENDITURES (PRIMARY APPROVED FIGURES)

(bln rials)

Description	The year 1385	The year 1390	The year 1391	The year 1392	The year 1393	The year 1394	The year 1395
Revenues.....	244455.3	609989.5	653297.5	906537.4	1003487.5	1288509.2	1573797.7
Tax revenues.....	177617.3	404441.9	454004.4	560774.2	702545.1	883859.9	1038280.7
Social contributions	0.0	0.0	0.0	0.0	0.0	0.0	0.0
Grants.....	0.0	0.0	0.0	0.0	0.0	0.0	0.0
Revenues from government properties	50344.5	150823.9	148625.7	280170.6	188956.6	217940.3	238894.6
Revenues from sale of goods and service ..	9413.0	24885.4	26674.3	35224.4	54882.9	68707.8	76795.2
Revenues from penalties and losses.....	2708.5	11316.7	8356.0	12412.9	20228.9	67095.1	84627.6
Miscellaneous revenues	4372.0	18521.5	15637.1	17955.3	36873.8	50906.0	135199.5
Expenditures	377935.2	897920.6	1010713.0	1280918.1	1493325.0	1747228.7	2137628.2
Chapter 1. Employees compensation.....	116659.0	278955.0	317575.3	538022.9	651518.7	649511.1	811990.2
Chapter 2. Utilization of goods and services	32263.3	117179.7	151724.6	174187.1	192375.0	261819.0	332926.4
Chapter3. Expenditures of properties and assets	463.2	3252.8	2524.6	10820.5	9152.3	1525.0	12126.0
Chapter 4. Subsidies	60599.6	167950.1	136325.0	228454.1	212646.7	159238.7	165567.8
Chapter 5. Grants	43856.7	39229.9	62320.9	41893.5	69162.7	38381.5	57313.1
Chapter 6. Social welfare.....	69959.1	265163.1	304890.5	248486.9	312206.5	494239	679674.8
Chapter 7. Other.....	54134.3	26189.6	35352.3	39053.1	46262.8	142514.3	78029.5
Chapter8. Operational balance.....	-133479.9	-287931.1	-357415.6	-374380.7	-489837.4	-458719.5	-563830.5

Source: Vice Presidency for Strategic Planning and Supervision

Presidency, Management and Planning Organization

**20.3. SUMMARY OF CESSION AND OWNERSHIP OF GOVERNMENT CAPITAL ASSETS
(PRIMARY APPROVED FIGURES)**

(bln rials)

Description	The year 1385	The year 1390	The year 1391	The year 1392	The year 1393	The year 1394	The year 1395
<i>Cession of capital assets</i>	154878.2	590711.3	698764.5	702856.7	798795.0	564824.4	790518.0
Section 1. Oil revenue	151801.0 ⁽¹⁾	571117.9	683607.9	636656.7	777993.0	537366.4	745018.0
Section 3. Sale of government buildings and installations.....	000 ⁽¹⁾	1145.0	982.0	4984.8	3500.0	8733.4	9115.0
Section 4. Sale and cession of lands.....	000 ⁽¹⁾	380.0	380.0	330.0	400.0	2986.0	1250.0
Section 5. Sale of machinery and equipment.....	000 ⁽¹⁾	106.0	108.0	200.0	250.0	415.0	667.0
Section 9. Sale and cession of other capital assets.....	3077.2 ⁽¹⁾	17962.4	13686.0	60685.2	16652.0	15323.6	34468.0
<i>Ownership of capital assets</i>	156551.4	349749.4	397455.0	564438.4	412508.6	508854.3	574808.9
Section 1. Buildings and other constructions	80149.2	251425.8	297962.6	365028.9	256386.3	319102.9	418054.2
Section 2. Machinery and equipment....	19325.2	47142.9	70837.8	140287.5	139198	128603.0	119246.8
Section 3. Other fixed assets	1503.3	2168.6	2296.0	15859.5	2651.7	1399.3	1887.7
Section 4. Stocks	432.0	16.4	277.6	0.0	91.3	1134.0	2.3
Section 5. Precious goods	14.5	74.2	81.4	50.5	46.7	19.4	14.0
Section 6. Land	2005.5	2171.3	2540.0	6231.0	1680.4	8475.9	2894.0
Section 7. Other assets not produced	53121.8	46749.8	23459.7	36981.0	12454.3	50119.6	32709.7
<i>Net capital assets</i>	-1673.2	240961.8	301309.5	138418.3	386286.4	55970.0	215709.0

1. The cession of capital assets in the National Budget Laws for the year 1385 was cited in two paragraphs.

The first paragraph included oil and oil products which were cited in the first section. The title of the second paragraph was "the resource from sale of movable and immovable properties which was cited in the ninth section.

The information on the third, fourth, and fifth section cannot be rendered separately.

Source: Vice Presidency for Strategic Planning and Supervision

Presidency, Management and Planning Organization

20.4. SUMMARY OF TRANSACTION OF GOVERNMENT FINANCIAL ASSETS (PRIMARY APPROVED FIGURES)

(bln rials)

Description	The year 1385	The year 1390	The year 1391	The year 1392	The year 1393	The year 1394	The year 1395
<i>Cession of financial assets</i>	149237.5	3451692.⁽¹⁾	90637.1	494987.6	309376.7	347033.5⁽¹⁾	579621.4⁽¹⁾
Sale of participation papers	8400.0	0.0	0.0	50000.0	60000.0	110000.0	400000.0
Utilization of foreign facilities	4979.3	2610.4	2057.1	2404.6	1644.0	64.2	1491.7
Utilization of stocks of foreign currencies savings account	122416.3	10000.0	10000.0	0.0	0.0	0.0	0.0
Government receipts of the principal of loans from abroad	000 ⁽²⁾	4.5	0.0	5.1	5.2	30.0	0.0
Receipts from cession of public corporations	7400.0	290000.0	65000.0	432000.0	231000.0	176000.0	160500.0
Government receipt of principal of domestic loan	741.8 ⁽²⁾	2549.2	2575.0	2972.9	3415.0	3511.0	2768.0
Returns from payments of previous years	5300.0	22505.0	11005.0	7605.0	9000.0	9678.3	3867.7
Sources from National Development Fund	×	×	×	×	4312.5	42750.0	5994.0
<i>Ownership of financial assets</i>	14084.4	298200.0⁽³⁾	34531.0⁽³⁾	259025.33⁽³⁾	05825.6⁽³⁾	106734⁽³⁾	231500.0
Transfer of shares	0.0	262400.0	18600.0	220000.0	174000.0	70500.0	198360.0
Repayment of the principal of participation papers	4020.0	8600.2	7117.0	24460.2	13769.0	15870.8	17530.0
The previous years' commitments not paid	472.0	2700.0	3330.0	5700.0	5600.0	10350.0	7810.0
Payments of commitments made for dispatching Great Hajj pilgrims	0.0	0.0	0.0	0.0	0.0	0.0	0.0
Repayments of the principal of loans provided by banking system	400.0	1330.0	900.0	1145.0	1625.0	1130.0	580.0
Repayment of the principal of overseas loans and undertakings	9192.4	4849.8	3784.0	6920.1	10031.6	8083.2	7220.0
<i>Net ownership of financial assets</i>	135153.1	46969.2	56106.1	235962.3	103551.1	240299.5	348121.4

1. The amount of 17500.1 billion rials for the year 1390 relate to the resources from cession of mines and the projects of capital assets ownership and amount of 5000 billion rials for the years 1394 and 1395 relate to the resources from other cessions which were included in the total.

2. Since Government receipt of principal of loans by domestic and foreign resources was not included in the Budget Law for the years 1385, the related data are included in this section because of the larger share of government domestic loans.

3. The amount of 18320 billion rials for the year 1390, and amount of 800 billion rials for the years 1391, 1392, 1393, and 1394 relate to the investment and international economic and cultural contributions included in the total.

Source: Vice Presidency for Strategic Planning and Supervision
Presidency, Management and Planning Organization.

**20.5. REVENUES AND CESSION OF GOVERNMENT CAPITAL AND FINANCIAL ASSETS
BY SECTION AND PARAGRAPH**

(bln rials)

Description	The year 1385 (Realized)	The year 1390 (Approved)	The year 1391 (Approved)	The year 1392 (Approved)	The year 1393 (Approved)	The year 1394 (Approved)	The year 1395 (Approved)
<i>Revenues and cession of capital and financial assets</i>	587596.8	1697225.1	1644177.1	2360485.5	2350084.6	2581651.6	3354895.1
<i>Section 1. Tax revenues</i>	178306.4	408522.0	460264.3	569693.3	713842.5	898320.5	1055379.5
Para 1: Corporate tax	80089.6	174099.7	187895.8	231576.3	239245.2	300955.2	337687.4
Para 2: Income tax	18834.3	53320.4	68560.0	82395.0	102407.4	117085.9	142132.9
Para 3: Wealth tax	6368.7	13724.9	17126.1	20899.5	27146.6	23760.2	25334.6
Para 4: Tax on imports	57168.5	98431.0	115124.2	108525.0	111733.8	140700.2	173420.0
Para 5: Tax on goods and services	15845.2	68945.8	71558.4	126297.5	233309.3	315819.0	376804.4
<i>Section 2. Social contributions</i>	1000.0	3000.0	5000.0	9000.0	13000.0	15000.0	15000.0
Para 1: Insurance premiums	1000.0	3000.0	5000.0	9000.0	13000.0	15000.0	15000.0
<i>Section 4. Revenues from government properties</i>	50394.5	150829.4	148632.2	280177.6	189274.6	218952.1	239655.6
Para 1: Dividends of government corporations	47928.1	87705.1	117326.4	130427.2	115000.0	136042.0	161811.8
Para 2: Interest on government loans	0.9	0.4	0.3	0.2	0.5	1.3	0.0
Para 3: Revenues from rent	176.3	460.9	468.5	605.7	974.1	1467.0	1565.0
Para 9: Other revenues from government properties	2289.2	62663.0	30837.0	149144.5	73300.0	81442.0	76278.8
<i>Section 5: Revenues from sale of goods and services</i>	28363.1	87227.9	104632.9	132967.0	190759.9	326744.6	372760.3
Para 1: Revenues from sale of services	28202.7	85395.6	102130.7	130673.6	187842.4	322431.4	368408.5
Para 2: Revenues from sale of goods	160.4	1832.2	2502.1	2293.4	2917.4	4313.2	4351.8
<i>Section 6. Revenues from penalties and losses</i>	2708.8	11317.7	8357.0	12413.0	20229.0	67095.2	84777.6
Para 1: Revenues from penalties and losses	2708.8	11317.7	8357.0	12413.0	20229.0	67095.2	84777.6

**20.5. REVENUES AND CESSION OF GOVERNMENT CAPITAL AND FINANCIAL ASSETS
BY SECTION AND PARAGRAPH (continued)**

(bln rials)

Description	The year 1385 (Realized)	The year 1390 (Approved)	The year 1391 (Approved)	The year 1392 (Approved)	The year 1393 (Approved)	The year 1394 (Approved)	The year 1395 (Approved)
Section 7. Miscellaneous revenues	22308.4	98992.5	126406.1	158190.3	114556.8	142891	216342.5
Para 1: Miscellaneous revenues	22308.4	98992.5	126406.1	158190.3	114556.8	142891	216342.5
Para 2: Total country's miscellaneous revenues	0.0	0.0	0.0	0.0	0.0	0.0	0.0
Cession of capital assets	155278.2	592166.3⁽¹⁾	700247.5⁽¹⁾	703056.7⁽¹⁾	799045⁽¹⁾	565614.4⁽¹⁾	791358⁽¹⁾
Section 1: Oil revenues	151801.0	571117.9	683607.9	636656.7	777993.0	537366.4	745018.0
Section 2: Sale of government buildings and installations.....	3477.2 ⁽²⁾	2145.0	2052.5	4984.8	3500.0	8733.4	9115.0
Section 3: Sale and cession of land	000 ⁽²⁾	380.0	380.0	330.0	400.0	2986.0	1250.0
Section 4: Sale of machinery and equipment.....	000 ⁽²⁾	211.0	221.1	200.0	250.0	755.0	667.0
Section 5: Sale and cession of other capital assets	000 ⁽²⁾	10252.4	7303.0	5334.2	1801.1	1272.6	34468.0
Cession of financial assets	149237.5	345169.2⁽³⁾	90637.1	494987.6	309376.7⁽⁴⁾	347033.5⁽⁴⁾	579621.4⁽⁴⁾
Sale of participation papers	8400.0	0.0	0.0	50000.0	60000.0	110000.0	400000.0
Utilization of foreign facilities	4979.3	2610.4	2057.1	2404.6	1644.0	64.2	1491.7
Utilization of stocks of foreign currencies savings account.....	122416.3	10000.0	10000.0	0.0	0.0	0.0	0.0
.Government receipts of the principal of loans from abroad.....	000 ⁽⁵⁾	4.5	4.6	5.1	5.2	29.6	0.0
Receipts from cession of public corporation	7400.0	290000	65000.0	432000.0	231000.0	176000.0	160500.0
Government receipt of principal of domestic loans.....	741.8 ⁽⁵⁾	2549.2	2570.4	2972.9	3415.0	3511.3	2768.0
Returns from payments of previous years	5300.0	22505.0	11005.0	7605.0	9000.0	9678.3	3867.7

1. The amount of 8060 billion rials for the year 1390 and the amount of 6683 billion rials for the year 1391 and the amount of 55551 billion rials for the year 1392 and 15101 billion rials for the year 1393 and amount of 14501 billion rials for the year 1394 and amount of 840 billion rials for the year 1395 relate to the resources from the sale of movable and immovable assets included in the total.

2. Statistics for Sections 4, 5 and 9 are presented in the Section 3.

3. The amount of 17500 billion rials for the year 1390 relate to the resources from cession of mines and the projects of capital assets ownership included in the total.

4. The amount of 4312.5 billion rials for the year 1393 and the amount of 47750 billion rials for the year 1394 and amount of 10994 for the year 1395 relate to the resources from National Development Fund and the resources from cession of other capital assets included in the total.

5. Receipt of the principal of government's domestic and overseas loans changed into the resources from receipt of the principal of loans. Moreover, due to the large share of the domestic loans, the related information is included in this line.

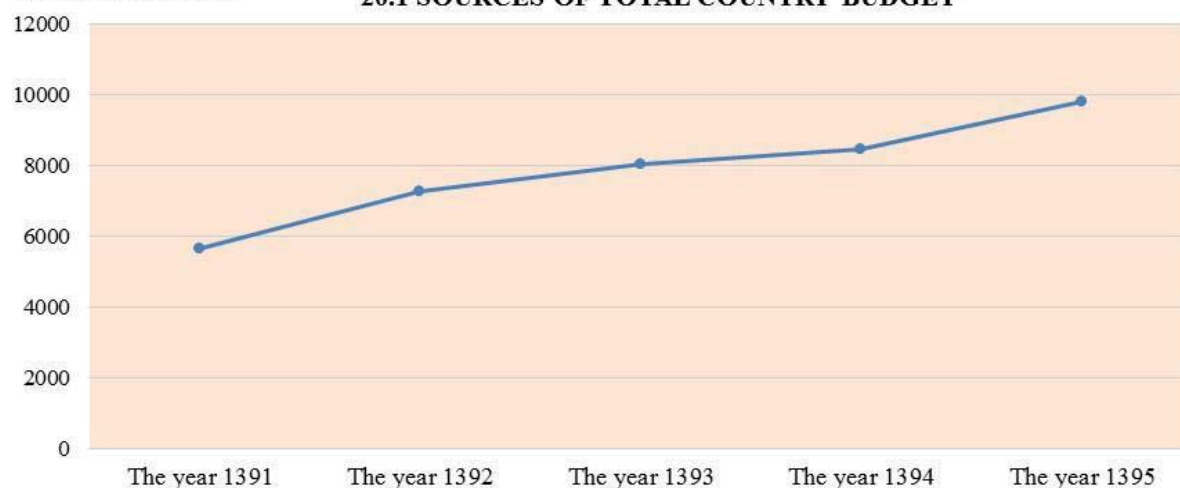
Source: Vice Presidency for Strategic Planning and Supervision.
Presidency, Management and Planning Organization.

20.6. CREDITS OF GOVERNMENT ORGANIZATIONS AND LINE ITEMS BY PLAN (bln rials)

Description	The year 1380 (Realized)	The year 1385 (Approved)	The year 1390 (Approved)	The year 1391 (Approved)	The year 1392 (Approved)	The year 1393 (Approved)	The year 1394 (Approved)	The year 1395 (Approved)
Total.....	152670.2	901284.3	1399025.1	1609646.1	2101460.2	2144259.0	2637367.6	3123395.1
Credits of organizations and budget classification numbers	101604.6	587976.8	1032791.9	1347032.1	1598294.3	1684832.0	2127081.6	2528011.1
Current and development credits of local administrative organizations in Ostans ..	33714.9	0.0	0.0	0.0	0.0	0.0	0.0	0.0
Miscellaneous expenditures and other numbers	12853.4	313307.5	366233.1	262614.0	503165.9	459427.0	510286.0	595384.0
Commission and guaranteed interest of loans	3688.1	0.0	0.0	0.0	0.0	0.0	0.0	0.0
Repayments of loans and debts and prepayments ..	809.2	0.0	0.0	0.0	0.0	0.0	0.0	0.0

Source: Vice Presidency for Strategic Planning and Supervision
Presidency, Management and Planning Organization

Thousand Billion rials

20.1 SOURCES OF TOTAL COUNTRY BUDGET

For data see Table 20.1.

20.7. GOVERNMENT'S GENERAL BUDGET PAYMENTS BY AFFAIRS⁽¹⁾**(bln rials)**

Description	The year 1380	The year 1385	The year 1390	The year 1391
<i>Credits (primary approved figures).....</i>	<i>164266.9</i>	<i>572950.9⁽²⁾</i>	<i>1399025.1</i>	<i>1609646⁽²⁾</i>
General affairs.....	16252.6	17663.4	76167.0	94480.3
National defence affairs	22336.0	59287.8	196353.3	268353.6
Social affairs	73318.0	98415.5	568741.7	752526.1
Economic affairs	16905.4	87147.9	187638.7	227531.1
Credits for the expences of Jihad-e-Sazandegi	7384.6	0.0	0.0	0.0
Miscellaneous expenditures	22851.3	217713.2	362233.1	262614.0
Commission and guaranteed interest of loans	4151.0	0.0	0.0	0.0
Repayment of loans and debts and prepayments	1067.9	0.0	0.0	0.0
<i>Credits (amended approved figures).....</i>	<i>164260.9</i>	<i>-</i>	<i>-</i>	<i>-</i>
General affairs.....	23637.1	-	-	-
National defence affairs	22336.0	-	-	-
Social affairs	73318.0	-	-	-
Economic affairs	16899.4	-	-	-
Credits for the expences of Jihad-e-Sazandegi	0.0	-	-	-
Miscellaneous expenditures	22851.3	-	-	-
Commission and guaranteed interest of loans	4151.1	-	-	-
Repayment of loans and debts and prepayments	1067.9	-	-	-
<i>Payments(actual and realized figures)</i>	<i>118935.3</i>	<i>-</i>	<i>-</i>	<i>-</i>
General affairs.....	13620.4	-	-	-
National defence affairs	22488.3	-	-	-
Social affairs	55069.7	-	-	-
Economic affairs	10426.2	-	-	-
Credits for the expences of Jihad-e-Sazandegi	0.0	-	-	-
Miscellaneous expenditures	12853.4	-	-	-
Commission and guaranteed interest of loans	3668.1	-	-	-
Repayment of loans and debts and prepayments	809.2	-	-	-

20.7.GOVERNMENT'S GENERAL BUDGET PAYMENTS BY AFFAIRS⁽¹⁾ (continued) (bln rials)

Description	The year 1392	The year 1393	The year 1394	The year 1395
Credits (primary approved figures).....	2101460.2⁽²⁾	2144259⁽²⁾	2637367.6⁽²⁾	3123395.1⁽²⁾
General affairs.....	103688.6	120665.0	163085.7	152855.3 ⁽³⁾
National defence affairs	310820.9	271844.7	326059.2	419895.8
Social affairs	912358.3	1070681.7	1369200.0	1638378.1 ⁽³⁾
Economic affairs	268881.5	216557.7	261451.6	308410.8 ⁽³⁾
Credits for the expences of Jihad-e-Sazandegi	0.0	0.0	0.0	0.0
Miscellaneous expenditures	503165.9	459427.0	510286.0	595384.0
Commission and guaranteed interest of loans	0.0	0.0	0.0	0.0
Repayment of loans and debts and prepayments	0.0	0.0	0.0	0.0
Credits (amended approved figures).....	-	-	-	-
General affairs.....	-	-	-	-
National defence affairs	-	-	-	-
Social affairs	-	-	-	-
Economic affairs	-	-	-	-
Credits for the expences of Jihad-e-Sazandegi	-	-	-	-
Miscellaneous expenditures.	-	-	-	-
Commission and guaranteed interest of loans	-	-	-	-
Repayment of loans and debts and prepayments	-	-	-	-
Payments (actual and realized figures)	-	-	-	-
General affairs.....	-	-	-	-
National defence affairs	-	-	-	-
Social affairs	-	-	-	-
Economic affairs	-	-	-	-
Credits for the expences of Jihad-e-Sazandegi	-	-	-	-
Miscellaneous expenditures	-	-	-	-
Commission and guaranteed interest of loans	-	-	-	-
Repayment of loans and debts and prepayments	-	-	-	-

1. Including payments from general and special revenues.

2. Including 92723.1, 4140.9, 2545,5083, 7285, and 8471 billion rials for the years 1385,1391,1392,1393,1394, and 1395 respectively which are appropriated to Ostan's expenditure credits and are not available by affairs and are included with the total.

3. In the year 1395, the credit for General Affairs includes the credits for public affairs and judicial affairs. Moreover, the credits for Social affairs include the credits for health affairs, culture affairs, physical education and tourism, the research and education Affairs and social welfare affairs. The credits for economic affairs include the credits for economic affairs, environment affairs, housing affairs, urban and rural development.

Sources: Plan and Budget Organization

Management and Planning Organization

Vice Presidency for Strategic Planning and Supervision.

Presidency, Management and Planning Organization

20.8 ACTUAL EXPENDITURE (CURRENT) CREDITS OF GOVERNMENT AGENCIES IN OSTANS FROM GENERAL REVENUES BY OSTAN (mln rials)

Description	The year 1375	The year 1380	The year 1385	The year 1390	The year 1391	1392 The year	The year 1393	The year 1394
Total country	8707354	29671043	107109079	43401164⁽¹⁾	41923730⁽¹⁾	50750911⁽¹⁾	49780545⁽¹⁾	53209840^(1,2)
East Azarbayejan.....	434138	1432138	4883077	1800388	1701184	1986235	2007528	2004027
West Azarbayejan ...	336863	1087143	4014690	1710524	1543875	1913152	1898067	1942807
Ardebil.....	172046	601972	2112813	864107	957014	1243460	1046120	1263896
Esfahan.....	573582	2089697	7007798	2339030	2304195	2587146	2553544	3136745
Alborz.....	000 ⁽³⁾	000 ⁽³⁾	000 ⁽³⁾	786524	809282	1062079	962393	852531
Ilam	118056	380244	1388644	776133	836502	1007353	1011777	1001833
Bushehr	152076	499739	1914354	1152397	1102795	1338319	1181973	1351794
Tehran	1251181 ^(3,4)	3810838 ⁽³⁾	14033801 ⁽³⁾	3667396	2758901	3424573	3496204	3881870
Chaharmahal& Bakhtiari	153908	482739	1771768	786064	839007	1013308	962503	1058780
South Khorasan	000 ⁽⁵⁾	000 ⁽⁵⁾	1225517	791427	817428	1122198	1049378	1137891
Khorasan-e-Razavi ..	866100 ⁽⁵⁾	2931108 ⁽⁵⁾	8853501	2778986	2688223	2947437	2978245	2966340
North Khorasan	000 ⁽⁵⁾	000 ⁽⁵⁾	1493798	692109	731008	892859	878965	917627
Khuzestan	494381	1694277	6191088	2464023	2326053	2858163	2819698	2959577
Zanjan.....	157798	453143	1628410	863139	882576	1105134	998300	1105353
Semnan	115884	359282	1190152	851898	865140	1014253	1032037	1046375
Sistan&Baluchestan	221946	726771	2963801	1390685	1421033	1795109	1662771	1816129
Fars	619941	2120244	7241533	2503420	2435426	2932280	2991516	2977855
Qazvin	000 ⁽⁴⁾	401178	1692085	762468	722826	941156	846929	944969
Qom.....	000 ⁽⁴⁾	415061	1452694	587598	580453	704820	666765	704857
Kordestan	205060	722502	2479786	1053592	1066556	1334963	1233201	1348239
Kerman	379651	1289515	4190334	1732829	1711242	2055759	2061158	2502529
Kermanshah.....	262989	933050	3458882	1421239	1424034	1692372	1729629	1712297
Kohgiluyeh& Boyerahmad	132202	431405	1488580	802383	822304	1022723	993725	1043367
Golestan.....	000 ⁽⁶⁾	803761	2542191	1268851	1280023	1543473	1562386	1550484
Gilan.....	385281	1169638	4416059	1894149	1860084	2298848	2262283	2531027
Lorestan.....	254331	821691	3052441	1139951	1124396	1373689	1373537	1382500
Mazandaran	670430 ⁽⁶⁾	1392246	5195982	2180529	2199102	2545319	2836675	2874282
Markazi	198168	711239	2092736	957973	982128	1199625	1115783	1209996
Hormozgan.....	152717	554375	2373687	1226592	1021039	1306788	1227289	1328729
Hamedan	239594	794849	2770447	1156951	1076182	1371626	1315761	1393216
Yazd	159029	561201	1988430	997809	1033719	1116692	1024406	1261918

1. Expenditure credits for the Ministry of Education and Martyr and Devotees Affairs Foundation are national and excluded from Ostans' expenditure credits since the year 1387.

2. The credit of the Governors' Offices prior to the year 1394 was national and in the year 1394, it was added to the grand total Ostan's credits.

3. Data for Alborz are included with Tehran

4. Data for Qazvin and Qom Ostans are included with Tehran.

5. Data for North Khorasan and South Khorasan Ostans for the years 1375 and 1380 are included with Khorasan-e-Razavi.

6. Data for Golestan are included with Mazandaran for the year 1375

Source: Management and Planning Organization

Vice Presidency for Strategic Planning and Supervision.

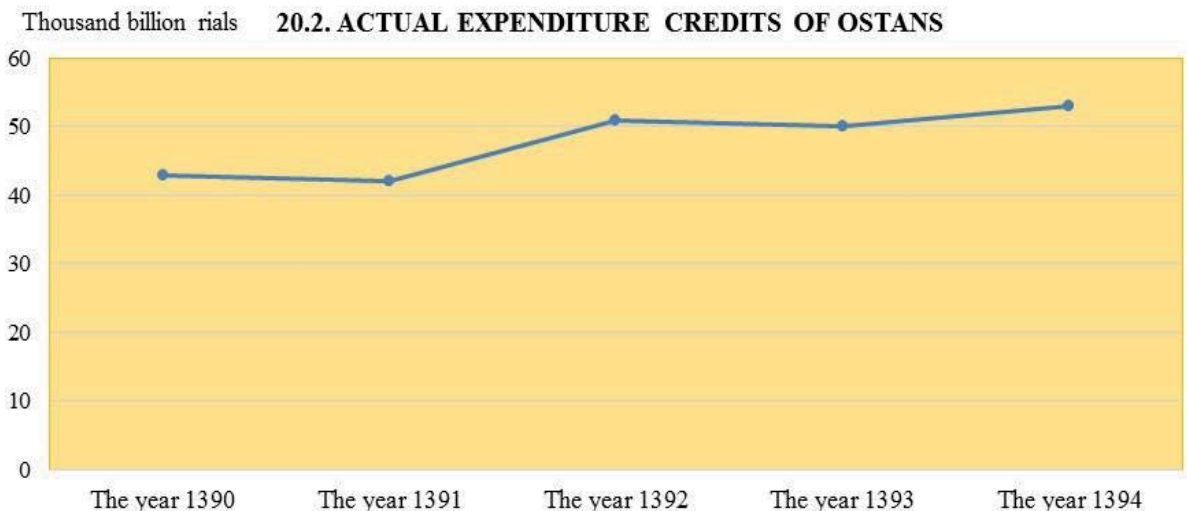
Presidency, Management and Planning Organization

20.9. OSTANS PROVISION-OF-CAPITAL-ASSETS (DEVELOPMENT) CREDITS BY AFFAIRS

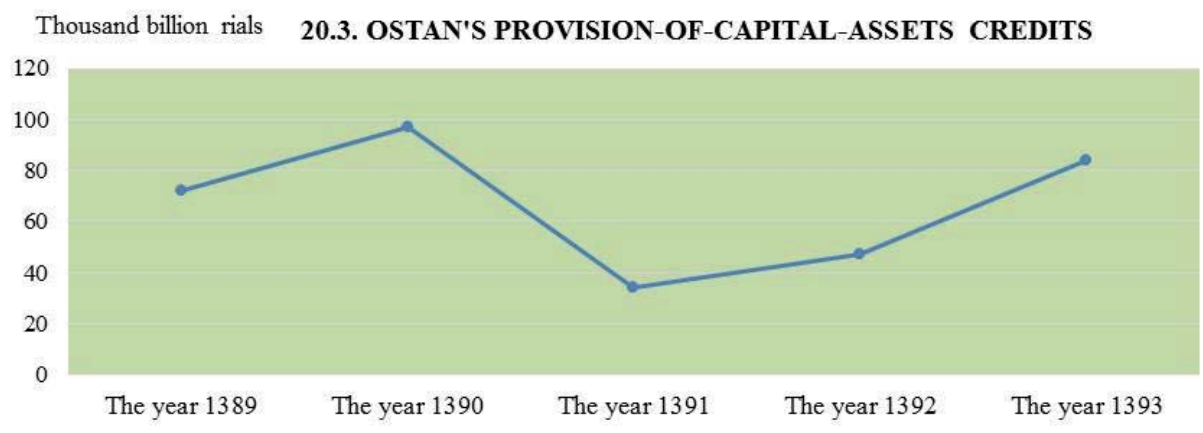
(mln rials)

Description	The year 1375	The year 1380	The year 1385	The year 1389	The year 1390	The year 1391	The year 1392	The year 1393
<i>Primary approved figures</i>								
Total	4216231	12814759	76565240	88739757	129365105	97831796	114518657	143643323
General	126298	403609	1977637	3355902	5883897	4996577	6061084	6513178
Social affairs	3280478	8526375	16104704	24573490	36004510	27926078	30620692	36178452
Economic affairs	809445	3884667	58429432	60060627	86153188	64059072	76704340	99918454
Defense and security affairs	0	95	53460	749730	1323510	850069	1132541	1033239
<i>Amended approved figures</i>								
Total.....	4216231	12814759	76565240	88739757	129365105	97831796	114518657	143643323
General affairs	126298	403609	1977637	3355902	5883897	4996577	6061084	6513178
Social affairs	3280478	8526375	16104704	24573490	36004510	27926078	30620692	36178452
Economic affairs	809445	3884667	58429432	60060627	86153188	64059072	76704340	99918454
Defense and security affairs	0	95	53460	749730	1323510	850069	1132541	1033239
<i>Actual and realized</i>								
Total	4018290	9752387	59774827	71643969	96747442	34255419	47075873	83703486
General affairs	118200	309131	1695646	2955914	4741743	1978594	2808120	4086860
Social affairs	3127713	6438270	12260541	17614736	23237742	9289256	11996894	22469182
Economic affairs	772366	3004880	45794063	50391979	67613782	22667286	31720372	56413938
Defense and security affairs	0	95	24570	681338	1154175	320283	550487	733506

Source: Management and Planning Organization.



For data see Table 20.8.



For data see Table 20.9.

**20.10. OSTANS' ACTUAL PROVISION-OF-CAPITAL-ASSETS (DEVELOPMENT) CREDITS
FOR GENERAL AFFAIRS BY CHAPTER** (mln rials)

Description	The year 1385	The year 1388	The year 1389	The year 1390	The year 1391	The year 1392	The year 1393
Total	1695646	1980143	2955914	4741743	1978594	2808120	4086860
Chapter 1. Legislation	0	0	0	0	0	0	0
Chapter 2. Administration of public affairs	791955	1078531	1785984	2792933	1240425	1777038	2489294
Chapter 3. Judiciary affairs	583173	486915	674310	1218885	446296	655523	870442
Chapter 4. Financial, technical and management affairs	320510	361467	404635	608281	222264	304845	618185
Chapter 5. Development of science and technology ⁽¹⁾	8	53230	90985	121644	69609	70714	108939

1. The chapter 5 (Fundamental researches) was renamed "Development of science and technology" as of the year 1388.
Source: Management and Planning Organization.

**20.11. OSTANS ACTUAL PROVISION-OF-CAPITAL-ASSETS (DEVELOPMENT) CREDITS
FOR SOCIAL AFFAIRS BY CHAPTER** (mln rials)

Description	The year 1385	The year 1388	The year 1389	The year 1390	The year 1391	The year 1392	The year 1393
Total	12260541	13845525	17614736	23237742	9289256	11996894	22469182
Chapter 1. Public education and training	5812775	5771681	6495774	7365952	3402823	3811310	6991485
Chapter 2. Culture and arts, mass media and tourism	2983812	3945273	5586595	8586451	3067980	3730175	7110490
Chapter 3. Health, medical care and nutrition.	519795	920100	1585854	2408775	927645	1831714	3254739
Chapter 4. Social security and welfare.....	699638	1161199	1375914	1830599	717774	915310	1326814
Chapter 5. Physical training	2244521	2047272	2570599	3045965	1173034	1708385	3785654

Source: Management and Planning Organization.

**20.12. OSTANS ACTUAL PROVISION-OF-CAPITAL-ASSETS (DEVELOPMENT) CREDITS
FOR ECONOMIC AFFAIRS BY CHAPTER** (mln rials)

Description	The year 1385	The year 1388	The year 1389	The year 1390	The year 1391	The year 1392	The year 1393
Total.....	45794063	43743287	50391979	67613782	22667286	31720372	56413938
Chapter 1. Agriculture and natural resources.....	3872461	7491349	5521062	6636322	1929816	2670399	4876330
Chapter 2. Water resources	9946784	6848688	6052195	6287520	3304661	3341897	7137252
Chapter 3. Manufacturing and mining	1556218	2025499	2776959	3024663	684698	912582	1646548
Chapter 4. Environment	155822	323803	338058	472322	189149	319291	379822
Chapter 5. Commerce and cooperation ..	261682	387516	593510	444750	190528	211415	367489
Chapter 6. Energy	1787769	765215	2552579	2954704	715711	1163922	1108130
Chapter 7. Transportation.....	11528368	8288918	10449762	13672562	5414784	7499298	13349742
Chapter 8. Communications and IT	125569	132097	192652	189568	104424	149159	87117
Chapter 9. Housing and urban development	16559390	17480202	21915201	33931371	10133515	15452409	27461508

Source: Presidency. Vice Presidency for Strategic Planning and Supervision

**20.13. OSTANS ACTUAL PROVISION-OF-CAPITAL-ASSETS (DEVELOPMENT) CREDITS
FOR DEFENSE AND SECURITY AFFAIRS BY CHAPTER** (mln rials)

Description	The year 1385	The year 1388	The year 1389	The year 1390	The year 1391	The year 1392	The year 1393
Total	24570	98185	681338	1154175	320283	550487	733506
Chapter 1. Defense	1100	35166	493256	608560	167971	295429	402525
Chapter 2. Public order and security.....	23470	63019	188082	545615	152312	255058	330981

Source: Management and Planning Organization

20.14. OSTANS ACTUAL PROVISION-OF-CAPITAL-ASSETS (DEVELOPMENT) CREDITS
 (mln rials)

Ostan	The year 1375	The year 1380	The year 1385	The year 1389	The year 1390	The year 1391	The year 1392	The year 1393
Total country	4018290	9752387	59774827	71643969	96747442	34255419	47075873	83703486
East Azarbayejan.....	202899	428422	2122917	3015188	2751518	949733	1472460	2667542
West Azarbayejan	161617	290149	2601050	2223466	3088887	979104	1385023	2992883
Ardebil	114217	285985	1432360	1081058	1284137	600228	634049	1948916
Esfahan.....	150489	499145	1787512	3222461	3549033	1178127	1599188	3882579
Alborz	000 ⁽¹⁾	000 ⁽¹⁾	000 ⁽¹⁾	000 ⁽¹⁾	1492140	912476	000	910793
Ilam	74538	196351	1516518	948108	1451040	616251	737101	1858127
Bushehr	77506	299966	2351112	2784057	3659746	1750874	2265240	5265190
Tehran	238362 ⁽²⁻¹⁾	611898 ⁽¹⁾	2340724 ⁽¹⁾	4617636 ⁽¹⁾	8297486	1100596	3466888	3749567
Chaharmahal&Bakhtiari ...	73577	195294	1196965	994124	1319867	418768	782031	1695273
South Khorasan	000 ⁽³⁾	000 ⁽³⁾	992871	1343425	1883418	619229	632052	1572593
Khorasan-e-Razavi.....	291848 ⁽³⁾	814354 ⁽³⁾	3468482	911808	5719489	1940946	2194580	4996467
North Khorasan	000 ⁽³⁾	000 ⁽³⁾	977651	5062549	1525271	1113208	3161601	000
Khuzestan.....	619869	1001540	7760732	8223956	9023453	3152071	4287673	7226417
Zanjan	104413	166392	1215392	1046535	1826653	1045793	699030	000
Semnan.....	47349	134584	881861	1047884	1237855	398187	710044	1216362
Sistan&Baluchestan	207162	440900	2591709	2651341	5102615	1472494	2209393	6206276
Fars.....	237275	585623	2992520	4599798	5023998	1793561	2314888	5200386
Qazvin	000 ⁽²⁾	160343	920248	1018310	1312604	482726	553447	1051737
Qom.....	000 ⁽²⁾	129194	795943	1329505	2764088	1185193	1123832	1748079
Kordestan	111255	287997	1759090	2675163	4002591	1297415	1166872	2296419
Kerman.....	153569	435011	2886779	3742035	4538275	1465046	2294087	3503949
Kermanshah	199089	429397	2706040	2324101	4171729	1355896	2273533	3961476
Kohgiluyeh&Boyerahmad ..	87119	198903	1284244	1437436	1917107	710541	858560	1807448
Golestan	000 ⁽⁴⁾	336440	1669249	1313777	1889249	906071	749445	2233040
Gilan.....	134979	319263	1656871	1766210	2298049	1025326	1650620	2344317
Lorestan.....	114426	294194	2082484	2560695	2398801	1275800	979211	2842843
Mazandaran.....	264544 ⁽⁴⁾	353228	1678687	1775184	4421481	1298070	2283631	3238982
Markazi	74035	280878	1231450	1783398	1487577	513382	782357	1396709
Hormozgan.....	137291	289086	2164438	2363964	3084568	1361648	1918396	3220443
Hamedan	87269	173450	1421354	2165970	2423857	657197	795281	1292540
Yazd	53594	114399	1287571	1614827	1800860	679462	1095360	1376133

1. Data for Alborz are included with Tehran.

2. Data for Qom and Qazvin are included with Tehran.

3. Data for South Khorasan and North Khorasan are included with Khorasan-e-Razav.

4. Data for Golestan are included with Mazandaran.

Source: Management and Planning Organization.

20.15. ACTUAL PROVISION-OF-CAPITAL-ASSETS (DEVELOPMENT) CREDITS BY EXECUTIVE ORGANIZATIONS

(mln rials)

Description	The year 1388	The year 1389	The year 1390	The year 1391	The year 1392	The year 1393
Total country	121240184	101297685	163235185	87168002	152909486	000
Presidency	660180	161969	818736	1185449	863998	000
Expediency Discernment Council	3449	2218	2185	646	2350	000
Islamic Consultative Assembly	72425	153835	1994111	190150	291772	000
Guardian council	12887	54772	126111	28000	85000	000
Ministry of Intelligence	000	300683	638578	000	000	000
Management and Planning Organization	117904	127226	190727	111428	349471	000
Ministry of the Interior	9719638	8086301	11902514	6357091	10278871	000
Police of I. R. Iran	913588	621492	1721279	943559	3397886	000
Ministry of Foreign Affairs	218688	279335	2134746	217503	560791	000
Ministry of Justice	35326	24160	37247	21593	29281	000
Administration of Justice	1749991	1248800	3482003	1784470	5288148	000
Ministry of Economic Affairs	809215	809278	1719760	1670874	1598039	000
Ministry of Defense	578252	585767	845890	185706	764869	000
Joint Staff of Army	330308	531351	774971	1300	1310192	000
Joint Staff of Army of the Guardians of the Islamic Revolution	327951	353905	646078	400900	240142	000
General Staff of the Armed Forces of the Islamic Republic of Iran	133632	150437	161077	2000402	550983	000
Ministry of Labour and Social Affairs	969789	691156	630195	000 ⁽¹⁾	2483159 ⁽¹⁾	000
Ministry of Science, Research, and Technology	4948868	3036015	4434397	2045875	3785226	000
Cultural Heritage, Handicrafts and Tourism Organization	1385100	1556741	1400004	723553	1027817	000
Ministry of Culture and Islamic Guidance	550821	634380	1696111	2563055	2056805	000
High Council of Seminary Schools	809284	540292	436702	309306	279467	000
Islamic Propagation Organization	22234	23108	105972	20825	21956	000
Ministry of Education	5951467	1823252	8758271	4847728	7222145	000
Ministry of Youth Affairs and Sports ..	1909908 ⁽²⁾	1730779 ⁽²⁾	4297258	1908808	2509770	000
Ministry of Health, Treatment, and Medical Education	5318831	2833168	2924660	832250	2405018	000
Martyr Foundation	303079	35852	247137	638232	695562	000
Ministry of Housing	2950305	3137124	4687426	000 ⁽³⁾	51420597 ⁽³⁾	000
Islamic Revolution Housing Foundation	620848	232606	2404389	595035	2295812	000
Department of Environment	266975	350099	392353	296248	763668	000
Ministry of Oil	617092	641787	652589	94711	321100	000
Ministry of Energy	36939506	33446593	38670528	27120181	31054255	000
Atomic Energy Organization of Iran	2616795	2108225	2810559	3405797	0	000
Ministry of Industry and Mine	1172674	1109971	3527123	873344 ⁽⁴⁾	3068259 ⁽⁴⁾	000
Ministry of Commerce	179402	196217	122388	000 ⁽⁴⁾	000 ⁽⁴⁾	000
Ministry of Roads and Transportation Ministry of Communication and Information Technology	29532142	26556605	27118456	19539206 ⁽³⁾	000 ⁽³⁾	000
Ministry of Cooperatives	1969776	144799	3022364	1711967	3981319	000
Ministry of Agriculture	120721	2873	171791	1179993 ⁽¹⁾	000 ⁽¹⁾	000
Ministry of Agriculture-Jahad	5340572	6178202	24069832	2791541	10724421	000
Ministry of Welfare	104257	64840	1737109	000 ⁽¹⁾	000 ⁽¹⁾	000
Islamic Republic of Iran Broadcasting	839835	597776	1258992	243997	675961	000
Other organizations	116469	133696	462566	327279	505377	000

1. Including the information of the Ministry of Cooperatives and the Ministry of Labour which were merged and formed Ministry of Cooperatives, Labour, and Social Welfare.

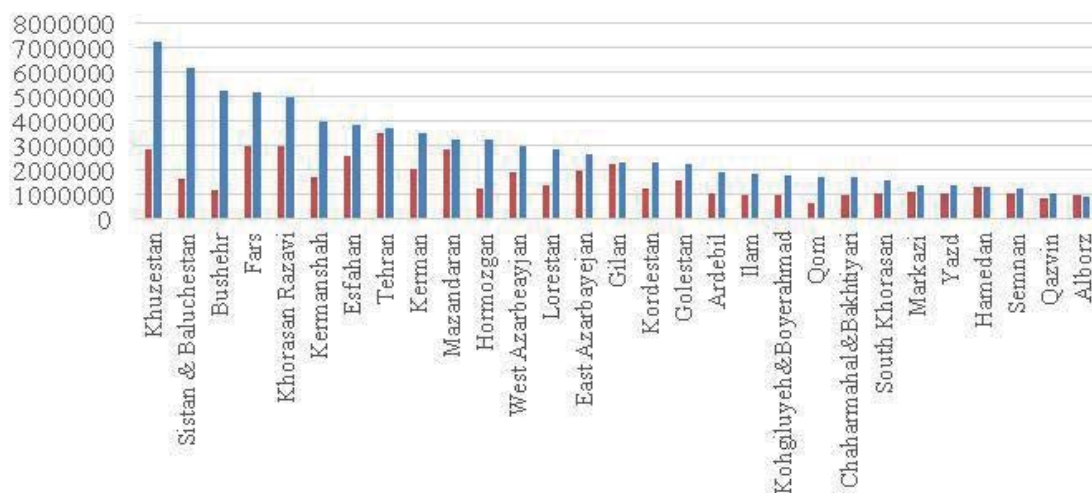
2. Its name was " Physical Education Organization " in this year.

3. Including the information of the Ministry of Roads and Transportation which was formed as the Ministry of Roads and Urban Development.

4. Including the information of the Ministry of Commercial which was formed as the Ministry of Industry, Mine, and Trade.

Source: Management and Planning Organization

**20.4. ACTUAL EXPENDITURE CREDITS AND OSPAN'S
PROVISION-OF-CAPITAL ASSETS CREDITS⁽¹⁾, THE YEAR
1393**



For data see Tables 20.8 and 20.14.

■ Provision-of-capital ■ Expenditure credits

1. The data for actual provision-of-assets (development) credits of North Khorasan and Zanjan are not available.

20.16. SUMMARY OF THE PRIMARY APPROVED BUDGET OF PUBLIC CORPORATIONS⁽¹⁾
(bln rials)

Description	The year 1375	The year 1380	The year 1385	The year 1391
Receipts	78758.6	265247.9	1226633.2	3896013.7
Operating revenues	42216.2	159058.7	898454.1	2811248.9
From current appropriations.....	1626.4	1888.6	4170.0	9293.4
From development appropriations	9421.1	6793.9	41159.3	101681.3
Domestic loans.....	13459.0	29969.1	52114.5	425146.4
Foreign loans.....	1012.6	30562.6	134162.1	179956.2
Utilization of current assets.....	2764.5	3219.2	25250.8	14129.1
Other receipts	8258.8	33755.6	71322.2	354558.4
Payments	78758.6	265247.9	1226633.2	3896013.7⁽²⁾
Current operations expenditures	43626.7	133175.7	788607.4	2629559.4
Government's share from dividends of profit-making institutes	0.0	0.0	0.0	0.0
Taxes paid by public corporations	1288.3	1022.5	33095.2	18314.0
Dividends of public corporations.....	266.4	837.0	28140.6	22993.2
Repayment of domestic loans	10414.7	22671.3	37733.4	112854.6
Repayment of foreign loans	2913.9	5494.8	64070.6	47334.3
Managed funds.....	0.0	0.0	0.0	1250.0
Other profit distribution accounts (except for the provision of reserves)....	15.6	34.8	1013.3	943.6
Repayment of deposits, debts and other payments	0.0	10658.9	23886.0	145554.1
Capital expenditures.....	22530.8	96934.1	308546.6	951751.6
Increase in current assets.....	1443.6	4561.6	6968.3	36976.5
Less: Depreciation reserves included in current expenditures	3741.6	10142.7	65428.1	86604.3

20.16. SUMMARY OF THE PRIMARY APPROVED BUDGET OF PUBLIC CORPORATIONS⁽¹⁾
(continued) **(bln rials)**

Description	The year 1392	The year 1393	The year 1394	The year 1395
Receipts	4942693.6	5446870.7	5360434.7	6027174.2
Operating revenues	3748983	4356488.8	4043520.0	4263983.0
From current appropriations.....	9665	10854.8	12605.2	15466.2
From development appropriations	108171.6	87657.1	117794.4	134031.9
Domestic loans.....	258775.7	220585.2	668217.6	817476.9
Foreign loans.....	202459.2	168153.4	134631.6	290795.4
Utilization of current assets.....	42362.1	5648.1	11187.1	4896.2
Other receipts	572277.1	597483.1	372478.6	500524.4
Payments	4942693.6⁽²⁾	5446870.7⁽²⁾	5360434.7⁽²⁾	6027174.2⁽²⁾
Current operations expenditures	3523540.8	4068850.0	3759161.2	4102222.9
Government's share from dividends of profit-making institutes	0.0	0.0	0.0	0.0
Taxes paid by public corporations	25332.0	31169.0	42685.7	43351.7
Dividends of public corporations	31985.6	36584.7	48853.5	36736.7
Repayment of domestic loans	152634.1	272937.4	317980.8	189657.2
Repayment of foreign loans	60154.0	105525.9	108035.0	65453.8
Managed funds.....	600.0	650.0	1050.0	22837.3
Other profit distribution accounts (except for the provision of reserves)....	1025.9	541.3	78.2	9.3
Repayment of deposits, debts and other payments	63773.8	146073.4	111677.6	243182.1
Capital expenditures.....	1121571.2	828220.0	1008021.0	1391717.1
Increase in current assets.....	16082.1	14816.0	41676.5	38887.1
Less: Depreciation reserves included in current expenditures	77415.5	92144.3	120064.2	160817.8

1. Comprising institutions, public corporations and insurance companies included in the nation's Total Budget Law in the mentioned years.

2. The amount of 15086.7 billion rials for the years 1391 is related to the 40 percent of special interest and 23409.4 , 33647, 41279 and 53936 billion rials for the years 1392 ,1393, and 1394 are related to the 50 percent of the special interest included in the total.

Source Plan and Budget Organization:

Management and Planning Organization

Vice Presidency for Strategic Planning and Supervision.

Presidency, Management and Planning Organization

20.17. SUMMARY OF THE PRIMARY APPROVED BUDGET OF BANKS⁽¹⁾**(bln rials)**

Description	The year 1375	The year 1380	The year 1385	The year 1391
Receipts	8384.3	28317.2	122513.4	275074.3
Joint.....	7702.3	26501.8	122513.4	274224.3
Non-joint	0.0	0.0	0.0	0.0
From development appropriations	0.0	0.0	0.0	0.0
Domestic loans.....	0.0	0.0	0.0	0.0
Foreign loans.....	0.0	0.0	0.0	0.0
Utilization of current assets.....	682.0	985.1	0.0	0.0
Other receipts	0.0	830.4	0.0	850.0
Payments	8384.3	28317.2	122513.4	275074.3⁽²⁾
Operating expenditures	7392.8	25738.5	107140	232206.4
Non-operating expenditures	0.0	0.0	0.0	0.0
Taxes	176.8	85.7	3615.9	10504.5
Dividends (governments share).....	84.6	32	4199.5	239.3
Repayment of domestic loans	0.0	0.0	0.0	0.0
Repayment of foreign loans	0.0	0.0	0.0	0.0
Repayment of deposits, debts and other payments	0.0	0.0	0.0	0.0
Other profit distribution accounts (except for the provision of reserves).....	0.0	0.7	193.2	73.5
Capital expenditures.....	1112.8	3266.5	6872.6	5982.6
Increase in current assets.....	0.0	346.9	5969.1	11359.8
Less: Depreciation reserves included in current expenditures	382.7	1153.2	5476.9	2099.0

20.17. SUMMARY OF THE PRIMARY APPROVED BUDGET OF BANKS⁽¹⁾ (continued)(bln rials)

Description	The year 1392	The year 1393	The year 1394	The year 1395
Receipts	361712.2	466170.2	582734.2	710136.9
Joint.....	360699.6	465170.2	581722.6	710136.9
Non-joint.....	0.0	0.0	0.0	0.0
From development appropriations	0.0	0.0	0.0	0.0
Domestic loans.....	0.0	0.0	0.0	0.0
Foreign loans.....	0.0	0.0	0.0	0.0
Utilization of current assets.....	12.6	0.0	11.6	0.0
Other receipts	1000	1000	1000	0.0
Payments	361712.2⁽²⁾	466170.2⁽²⁾	582734.2⁽²⁾	710136.9⁽²⁾
Operating expenditures	321081.2	417148.9	537894.1	653099.4
Non-operating expenditures	0.0	0.0	0.0	0.0
Taxes	9904.6	12005.3	10957.1	14259.3
Dividends (governments share).....	165.5	200.5	213.0	238.4
Repayment of domestic loans	0.0	0.0	0.0	0.0
Repayment of foreign loans	0.0	0.0	0.0	0.0
Repayment of deposits, debts and other payments.....	0.0	0.0	0.0	0.0
Other profit distribution accounts (except for the provision of reserves)..	198.1	240.1	219.1	237.6
Capital expenditures.....	7023.6	7226.8	11380.2	11138.0
Increase in current assets.....	7041.0	8918.8	4248.3	7800.4
Less: Depreciation reserves included in current expenditures.....	3511.0	3581.0	4092.0	5155.2

1. Including Central Bank and other banks included in the nation's Total Budget Law for the mentioned years.

2. The amount of 16807.2 billion rials for the year 1391 is related to the 40 percent of special interest and 19809.2, 24011, 21914 and 28518 billion rials for the years 1392, 1393, 1394, and 1395 are related to the 50 percent of the special interest included in the total.

Source: Plan and Budget Organization

Management and Planning Organization

Vice Presidency for Strategic Planning and Supervision.

Presidency, Management and Planning Organization.

**20.18. SUMMARY OF THE PRIMARY APPROVED BUDGET OF THE GOVERNMENT
AFFILIATED FOR- PROFIT ENTERPRISES⁽¹⁾**

(bln rials)

Description	The year 1375	The year 1380	The year 1385	The year 1391
Receipts	1935.7	6861.3	23691.0	40677.4
Main revenues	1436.5	6048.8	15978.7	27400.5
Miscellaneous revenues.....	0.0	0.0	0.0	0.0
From development appropriations	96.0	32.5	0.0	10.8
Domestic loans	50.0	40.0	2746.0	4980.0
Foreign loans	0.0	0.0	3000.0	0.0
Utilization of current assets.....	147.8	0.0	0.0	0.0
Other receipts	205.5	740.0	1966.3	8286.1
Payments.....	1935.7	6861.3	23691.0	40677.4^(2,3)
Producing expenditures	1240.6	5645.0	15978.7	27400.2
Non-producing expenditures	0.0	0.0	0.0	0.0
Taxes	0.0	0.0	0.0	0.0
Dividends (share of government and other shareholders)	0.0	0.0	0.0	0.0
Repayment of domestic loans	14.7	40.0	1060.0	0.0
Repayment of foreign loans	0.0	0.0	0.0	0.0
Other profit distribution accounts (except for the provision of reserves)	0.0	0.0	0.0	0.0
Repayment of deposits, debts and other payments	0.0	332.8	755.3	1800.0
Capital expenditures.....	676.3	1921.6	8480.8	17055.5
Increase in current assets.....	92.5	0.0	47.4	0.0
Less: Depreciation reserves.....	88.4	1078.1	2631.3	5878.5

20.18. SUMMARY OF THE PRIMARY APPROVED BUDGET OF THE GOVERNMENT**AFFILIATED FOR- PROFIT ENTERPRISES⁽¹⁾ (continued)****(bln rials)**

Description	The year 1392	The year 1393	The year 1394	The year 1395
Receipts	53558.2	58216.8	76208.0	90860.6
Main revenues	31842.5	36834.2	47931.3	65471.6
Miscellaneous revenues	0.0	0.0	0.0	0.0
From development appropriations...	2.0	0.1	0.1	0
Domestic loans	6976.6	7945.0	8620.0	9389.0
Foreign loans	1000.0	1000.0	1000.0	1000.0
Utilization of current assets	0.0	0.0	0.0	0.0
Other receipts	13737.0	12437.5	18656.5	15000
Payments	53558.2⁽³⁾	58216.8⁽³⁾	76208⁽³⁾	90860.6⁽³⁾
Producing expenditures	31842.5	36834.2	47931.3	64730.4
Non-producing expenditures	0.0	0.0	0.0	0.0
Taxes	0.0	0.0	0.0	143.7
Dividends (share of government and other shareholders	0.0	0.0	0.0	0.0
Repayment of domestic loans	5976.6	2645.0	7620.0	8389.0
Repayment of foreign loans	0.0	0.0	0.0	0.0
Other profit distribution accounts (except for the provision of reserves)	0.0	0.0	0.0	0.0
Repayment of deposits, debts and other payments	1460.0	5640.0	3000.0	3400.0
Capital expenditures.....	19750.6	22045.4	28975	26631.2
Increase in current assets.....	0.0	0.0	4.6	158.3
Less: Depreciation reserves included in current expenditures.....	5771.6	9247.7	11923.1	13562.7

1. Including "Defence Industries Organization", "Ports and Shipping Organization" and other institutions included in the nation Total Budget Law for the mentioned years.

2. The amount of 0.1 billion rials for the year 1391 is related to the 40 percent of special interest included in the total.

3. The amount of 300.1 billion rials for the years 1391, 1392 and 299.9 billion rials for the year 1393 and 600.2 billion rials for the year 1394 and 970.7 billion rials for the year 1395 are related to managed fund included in the total.

Source: Plan and Budget Organization

Management and Planning Organization

Vice Presidency for Strategic Planning and Supervision.

Presidency, Management and Planning Organization

