



Education



Introduction

Statistical data presented in this chapter comprise literacy status in various censuses, the country's formal education at general and higher levels, and non-formal technical and vocational training.

Formal education is divided into general and higher education:

General education, including primary, lower secondary, upper secondary and technical and vocational training, is under supervision of the Ministry of Education. It should be mentioned that since the academic year 1391-92, due to changes in the educational system, the educational level include primary school, lower secondary school, also known as first 3 years of Dabirestân and upper secondary school also known as second 3 years of Dabirestân.

High school graduates, after getting diploma and admission in the university entrance exam may start their higher education which leads to the following degrees: associates', bachelors', masters', Ph.D, and postdoctoral.

It should be noted that in addition to the universities and higher education institutes affiliated to the Ministry of Science, Research and Technology, Islamic Azad University independently admits student and offers educational services on higher levels.

The first official statistical yearbook of the Ministry of Culture was published in the year 1297 and included statistics on primary, secondary and higher education. In the second statistical yearbook of the Ministry of Culture published in the year 1305, statistics for school children and higher education students were presented comparatively for three academic years of 1301-1302, 1302-1303 and 1303-1304. These statistics have been produced on a yearly basis in the year 1305. Since the year 1343, statistics for school children have been published by the Ministry of Education. Activities for adult literacy training which began in the year 1334 has continued after the victory of the Islamic Revolution by the Literacy Movement Organization, founded in the year 1358. The Organization, from its very establishment has regularly produced and presented

statistics on its activities. The educational system of this organization has changed since the year 1390.

At present, the Ministry of Science, Research and Technology provide data on higher education.

The statistical information provided by the Ministry of Science, Research and Technology covers all the higher education institutes under the Ministry itself and those affiliated to other ministries and government organizations such as Ministry of Education, Ministry of Health and Medical Education, Ministry of Oil, Physical Education Organization, etc. The certificates issued by these institutes are approved by the Ministry of Science, Research and Technology.

Furthermore, data on the Technical and Vocational Training Organization have been a part of this chapter since the year 1375. The Organization was established in the year 1359 by merging Apprenticeship Funds with Vocational Education Centres and Apprenticeship Centres which were formerly responsible for vocational and technical training. The Organization started its activities under the supervision of the Ministry of Cooperatives, Labour and Social Welfare.

Moreover, the SCI provides general information on literacy status and educational attainment, as well as comparative changes, through the decennial National Population and Housing Censuses.

It should be mentioned that the Population and Housing Census used to be carried out every 10 years till the year 1385, but according to the government approval, it will be conducted every 5 years since then.

Notes:

1. Figures for teaching and clerical staff include government workers assigned to non-government schools.
2. Figures related to the number of schools at different educational levels do not necessarily indicate the number of buildings allocated to the educational levels. For example, if during the academic year, a building is used by both primary and lower secondary courses, but at different times of the day, the building would be considered twice in statistics. This also applies to the number of classes

held at different educational levels.

Definitions and concepts

Literate: based on the 1390 Population and Housing Census, all individuals who can read and write a simple text in Farsi or any other language, whether having or not having an official certificate are considered literate. All individuals who had the certificate of the first year primary school in the 1345 National Census of Population and Housing; all the first year primary school beginners and learners of the Adult education and literacy campaign in the 1355 National Census of Population and Housing; all the first year primary school beginners and learners of the Adult Literacy Movement in the 1365, 1375, and 1385 National Population and Housing Censuses, and in the 1370 Multi-round Population Survey were enumerated as literate. Literacy has been enquired in the 1335 National Population Census for individuals aged 10 and over, in the 1345 National Census of Population for individuals aged 7 and over and in the 1355, 1365, 1375, and 1385 National Censuses and 1370 Multi-round Population Survey for individuals aged 6 and over.

Urban and rural areas and settled population: see Chapter 3, Definitions and concepts.

Education: learning under formal education programme in Iran or abroad. Thus, learning in non-formal educational sectors (study in private language schools or by private tutor) is not considered as education.

Teaching and clerical staff of teaching units (Education): teaching staff comprise teachers, principal-teachers, and physical educators, and clerical staff consist of lab and workshop instructors, health workers, extracurricular master, principal, assistant superintendent, librarian, office staff and bookkeeper.

Educational level: a complete educational course which results in receiving an educational degree such as primary, lower secondary, associate, masters, Ph.D., professional and subspeciality.

Student: a person who is studying in one of the educational levels based on the educational regulations.

Special education: education for children and teenagers who are unruly, physically or mentally retarded, and /or suffer from learning disabilities and illness. It encompasses pre-school, primary, Lower-secondary (First 3 Years of Dabirestan), upper-

secondary (Second 3 Years Dabirestan) and technical and vocational training courses.

Primary education: is an educational period in which students start their education at the age of 6 for a duration of 6 years and receive a certificate after passing the determined educational grades.

Lower secondary education (First 3 Years of Dabirestan): a general educational course in which students are instructed immediately after primary school. After passing the a three-year course, the students will receive the lower secondary certificate.

Upper secondary education (Second 3 Years of Dabirestan): a course which the students are admitted after completing lower secondary course and then are guided to technical and vocational or work and knowledge. The students who pass the determined units receive the upper secondary school diploma.

Adult student: is a student who has not had the qualification for in-day primary and secondary education; however, he/she continues his/her study in specified adult schools.

Adults general education: the educational level of this course corresponds with the lower secondary course (a 3 year course) and provides educational opportunity for those who do not have the qualification for in-day education because of their age or other conditions.

Adults complementary education: education in this course is similar to lower secondary education and provides educational opportunities for those who do not have the qualification for in-day education because of their age or other qualities.

Literacy education course: a course for educating an illiterate person with more than 10 years of age who is not able to be educated within the national educational system. This course equals to the third grade of elementary school in the national educational system.

Transition course: a course equals to the fifth grade of elementary school for those who have passed the complementary, final, and literacy movement courses or have passed the third or fourth grades of elementary school but they do not have necessary qualifications to continue their education in formal educational system.

Stabilization course: a course which provides the opportunity of continuation, stability and application of what have been learned for those who have

finished the literacy education course and do not tend to continue their education.

Learner covered by Literacy Movement Organization: refers to an illiterate and low-literate person aged over 10 who cannot study in formal educational system and enrolls in the courses of Literacy Movement Organization.

Learner completing the course: refers to the learner who successfully passed the final exams of the course.

University student: every admitted person who enrolls in one of the official educational courses of higher education based on specified criteria and is studying at the university

Higher education institute: an organization which admits students having diploma, pre-university or higher certificate in order to provide higher education and research services and grants associate's or higher degrees to graduates.

University: the highest institute of higher education courses which is established by the authorization of the Council for High Education Development and comprises at least three faculties.

Full time instructor of higher education institute: an individual who is employed based on the specified criteria and has to work all his/her working hours in the institute of his/ her working place.

Part time teachers of higher education institute: an individual who renders theoretical or operational educational services for a certain period.

Enrolled students in higher education institute: an individual who was admitted and enrolled in one of the higher education institutes, based on the specified standards.

Graduated students from higher education institutes: an individual who has completed successfully one of the educational fields of the higher education and attained educational degree based on the specified criteria.

Technical and Vocational Training Organization Trainees: individuals who attend the training centres of the organization for a certain period to acquire a particular vocation, retraining or upgrading skill.

Permanent Technical and Vocational Training Centres: government places consisting of at least five training workshops with a legal identity and an organizational chart approved by Vice Presidency for Strategic Planning and Supervision (former Management and Planning Organization).

Selected information

Released data from the 1355, 1365, 1375, 1385 and 1390 Population and Housing Censuses indicate that 58.9%, 71.0%, 84.7%, 88.7% and 88.4% of the literate population aged six and over were male, while literacy rates for females were 35.5, 52.1, 74.2, 80.3 and 81.1 percent, respectively.

During the academic year 1394-95, both in day and adult courses, more than 7 million and 422 thousand persons were studying at primary schools, more than 3 million and 71 thousand persons were at lower secondary schools, and more than 2 million and 607 thousand persons were at upper secondary schools. This shows rise of 3.2 percent and 49.1 percent compared to the primary course and lower secondary course and a decline of 30.3 percent in the upper secondary course compared to the previous academic year, respectively. Over the same academic year, 47.9 and 49.3 percent of the students studying at lower secondary and upper secondary levels were female, respectively.

During the same academic year, about 688000 students were at pre-school level that increased by about 4% compared to the previous academic year. The number of special students was more than 72,000, showing an increase of about 1.8% compared to the previous academic year.

Total number of university students over the academic year 1394-95 was more than 4 million and 348 thousand, indicating a decrease of about 9.4%, compared to the previous year. Out of that number, the share of the Islamic Azad University students was about 37.3 percent.

During the same academic year, about 18.9 percent of students was studying for associate's, about 58.8 percent for bachelor's, about 17.8 percent for master's and 4.4 percent for professional and specialty doctorate's.

Over the academic year 1393-94, out of about 859,000 graduates of governmental universities and higher education institutes, the graduates in technical and engineering courses, humanities, arts, agriculture and veterinary, medicine, and basic sciences accounted for 34.3, 46.2, 6.8, about 4.0, 4.0 and 4.4, percent, respectively.

17. 1. LITERATE POPULATION IN URBAN AND RURAL AREAS BY SEX (1000 persons)

Description	Both sexes	Male	Female
<i>Total country</i>			
1345 Census	5556	3928	1628
1355 Census	12877	8198	4679
1365 Census ⁽¹⁾	23913	14078	9835
1370 Census ⁽¹⁾	33966	19091	14875
1375 Census ⁽¹⁾	41582	22465	19118
1385 Census ⁽¹⁾	54082	28835	25247
1390 Census⁽¹⁾	57362	30126	27236
<i>Urban areas</i>			
1345 Census	3833	2442	1390
1355 Census	8628	5145	3483
1365 Census	15507	8765	6742
1370 Census	21725	11903	9822
1375 Census	27857	14861	12996
1385 Census	39096	20625	18471
1390 Census.....	43048	22358	20690
<i>Rural areas</i>			
1345 Census.....	1723	1485	238
1355 Census	4249	3053	1196
1365 Census	8371	5287	3084
1370 Census	12128	7114	5014
1375 Census	13661	7565	6096
1385 Census	14939	8183	6756
1390 Census.....	14287	7752	6534

1. Difference between the total and sum of urban and rural areas is due to the inclusion of literate unsettled population in the total.

Sources: Ministry of the Interior;
- Statistical Centre of Iran.

17.2. POPULATION AGED 6 AND OVER, NUMBER OF LITERATE PEOPLE AND LITERACY RATE BY SEX AND AGE
(1000 persons-percent)

Sex and age group	1345 Census			1355 Census		
	Population	Literate	Literacy rate	Population	Literate	Literacy rate
Both sexes	19372	5556	28.7	27113	12877	47.5
6-9 years	2372	⁽¹⁾ 886	⁽¹⁾ 37.4	4110	2943	71.6
10-14 years	3098	1579	51.0	4303	3184	74.0
15-19 years	2181	892	40.9	3600	2196	61.0
20-24 years	1723	546	31.7	2792	1393	49.9
25-29 years	1699	402	23.7	2112	881	41.7
30-34 years	1723	320	18.6	1707	598	35.0
35-39 years	1461	268	18.3	1627	459	28.2
40-44 years	1360	229	16.8	1669	371	22.2
45-49 years	866	148	17.1	1389	284	20.5
50-54 years	767	91	11.9	1329	244	18.4
55-59 years	437	52	11.9	704	129	18.3
60-64 years	691	63	9.1	584	75	12.8
65 years and over	993	80	8.1	1186	120	10.1
Not specified	0	0	××	0	0	××
Male	10023	3928	39.2	13926	8198	58.9
6-9 years	1230	⁽¹⁾ 579	⁽¹⁾ 47.1	2129	1727	81.1
10-14 years	1639	1059	64.6	2259	1937	85.8
15-19 years	1087	595	54.7	1819	1348	74.1
20-24 years	810	380	46.9	1341	880	65.6
25-29 years	825	299	36.2	1010	581	57.5
30-34 years	892	249	27.9	842	416	49.4
35-39 years	789	208	26.4	825	338	41.0
40-44 years	761	187	24.6	895	288	32.1
45-49 years	492	124	25.2	751	219	29.2
50-54 years	385	75	19.5	732	196	26.8
55-59 years	229	44	19.2	397	105	26.5
60-64 years	356	56	15.7	301	62	20.6
65 years and over	530	72	13.6	624	100	16.0
Not specified	0	0	××	0	0	××
Female	9348	1628	17.4	13187	4679	35.5
6-9 years	1143	⁽¹⁾ 307	⁽¹⁾ 26.9	1981	1216	61.4
10-14 years	1459	520	35.6	2044	1247	61.0
15-19 years	1094	297	27.2	1782	848	47.6
20-24 years	912	166	18.2	1451	512	35.3
25-29 years	874	103	11.8	1101	299	27.2
30-34 years	831	71	8.5	865	182	21.0
35-39 years	672	60	8.9	801	121	15.1
40-44 years	600	41	6.8	773	83	10.7
45-49 years	374	24	6.4	638	65	10.2
50-54 years	383	15	3.9	597	48	8.0
55-59 years	209	8	3.8	307	24	7.8
60-64 years	335	7	2.1	283	14	5.0
65 years and over	463	8	1.7	562	20	3.6
Not specified	0	0	××	0	0	××

17.2. POPULATION AGED 6 AND OVER, NUMBER OF LITERATE PEOPLE AND LITERACY RATE BY SEX AND AGE (continued)
(1000 persons-percent)

Sex and age group	1365 Census			1370		
	Population	Literate	Literacy rate	Population	Literate	Literacy rate
Both sexes	38709	23913	61.8	45856	33966	74.1
6-9 years	5835	4822	82.6	7195	6635	92.2
10-14 years	5903	5025	85.1	7547	7056	93.5
15-19 years	5192	4073	78.5	5909	5275	89.3
20-24 years	4194	2971	70.8	4947	4128	83.4
25-29 years	3652	2239	61.3	4005	3079	76.9
30-34 years	2928	1570	53.6	3504	2419	69.0
35-39 years	2117	965	45.6	2867	1782	62.2
40-44 years	1655	639	38.6	2038	1094	53.7
45-49 years	1585	482	30.4	1579	733	46.4
50-54 years	1599	380	23.8	1571	572	36.4
55-59 years	1338	283	21.2	1443	434	30.1
60-64 years	1185	227	19.2	1303	318	24.4
65 years and over	1502	226	15.1	1890	418	22.1
Not specified	24	11	45.8	58	23	39.7
Male	19822	14078	71.0	23675	19091	80.6
6-9 years	2981	2621	87.9	3675	3454	94.0
10-14 years	3054	2780	91.0	3902	3746	96.0
15-19 years	2660	2294	86.2	3058	2856	93.4
20-24 years	2104	1725	82.0	2520	2280	90.5
25-29 years	1840	1365	74.2	2012	1737	86.3
30-34 years	1481	1004	67.8	1780	1426	80.1
35-39 years	1044	635	60.8	1462	1099	75.2
40-44 years	834	441	52.9	1028	702	68.3
45-49 years	819	352	43.0	798	489	61.3
50-54 years	857	288	33.6	822	406	49.4
55-59 years	715	214	29.9	793	323	40.7
60-64 years	652	179	27.5	723	241	33.3
65 years and over	768	173	22.5	1066	320	30.0
Not specified	14	7	50.0	36	14	38.9
Female	18887	9835	52.1	22181	14875	67.1
6-9 years	2854	2201	77.1	3520	3181	90.4
10-14 years	2850	2245	78.8	3646	3309	90.8
15-19 years	2532	1778	70.2	2851	2419	84.9
20-24 years	2090	1246	59.6	2427	1848	76.1
25-29 years	1813	874	48.2	1993	1342	67.3
30-34 years	1447	566	39.1	1724	994	57.7
35-39 years	1073	330	30.8	1404	683	48.7
40-44 years	822	198	24.1	1010	392	38.8
45-49 years	766	130	17.0	780	244	31.3
50-54 years	742	91	12.3	750	166	22.1
55-59 years	622	69	11.1	650	111	17.1
60-64 years	533	48	9.0	580	77	13.3
65 years and over	734	53	7.2	824	98	11.9
Not specified	10	4	40.0	22	10	45.5

17.2. POPULATION AGED 6 AND OVER, NUMBER OF LITERATE PEOPLE AND LITERACY RATE BY SEX AND AGE (continued)
(1000 persons-percent)

Sex and age group	1375 Census			1385 Census		
	Population	Literate	Literacy rate	Population	Literate	Literacy rate
Both sexes	52295	41582	79.5	63920	54082	84.6
6-9 years	6891	6361	92.3	4397	4049	92.1
10-14 years	9081	8740	96.2	6709	6550	97.6
15-19 years	7116	6718	94.4	8727	8463	97.0
20-24 years	5222	4739	90.8	9011	8680	96.3
25-29 years	4709	4067	86.4	7225	6822	94.4
30-34 years	3980	3222	81.0	5554	5045	90.8
35-39 years	3572	2614	73.2	4921	4239	86.1
40-44 years	2812	1844	65.6	4089	3274	80.1
45-49 years	2013	1127	56.0	3523	2535	72.0
50-54 years	1529	719	47.0	2755	1746	63.4
55-59 years	1367	502	36.7	1888	1021	54.1
60-64 years	1383	375	27.1	1464	641	43.8
65 years and over	2595	538	20.7	3657	1017	27.8
Not specified	26	15	57.7	0	0	xx
Male	26534	22465	84.7	32494	28835	88.7
6-9 years	3510	3291	93.8	2250	2076	92.3
10-14 years	4622	4504	97.5	3441	3368	97.9
15-19 years	3580	3444	96.2	4443	4324	97.3
20-24 years	2566	2419	94.3	4512	4375	97.0
25-29 years	2366	2172	91.8	3660	3519	96.2
30-34 years	2013	1779	88.4	2838	2677	94.3
35-39 years	1818	1501	82.6	2512	2308	91.9
40-44 years	1431	1110	77.6	2082	1836	88.2
45-49 years	990	702	70.9	1792	1476	82.4
50-54 years	769	477	62.0	1386	1064	76.8
55-59 years	717	360	50.2	924	645	69.8
60-64 years	754	284	37.7	726	430	59.2
65 years and over	1382	411	29.7	1928	738	38.3
Not specified	15	10	66.7	0	0	xx
Female	25761	19118	74.2	31426	25247	80.3
6-9 years	3381	3070	90.8	2147	1974	91.9
10-14 years	4458	4236	95.0	3267	3182	97.4
15-19 years	3536	3274	92.6	4284	4139	96.6
20-24 years	2656	2320	87.4	4500	4305	95.7
25-29 years	2343	1895	80.9	3565	3303	92.7
30-34 years	1967	1443	73.4	2716	2368	87.2
35-39 years	1754	1113	63.5	2410	1931	80.1
40-44 years	1381	735	53.2	2007	1439	71.7
45-49 years	1023	425	41.5	1730	1059	61.2
50-54 years	760	242	31.8	1369	681	49.7
55-59 years	649	142	21.9	964	376	39.0
60-64 years	629	90	14.3	738	211	28.6
65 years and over	1213	127	10.5	1728	279	16.2
Not specified	10	5	50.0	0	0	xx

17. 2. POPULATION AGED 6 AND OVER, NUMBER OF LITERATE PEOPLE AND LITERACY RATE BY SEX AND AGE (continued) (1000 persons-percent)

Sex and age group	1390 Census		
	Population	Literate	Literacy rate
Both sexes	67682	57362	84.8
6-9 years	4437	4079	91.9
10-14 years	5671	5545	97.8
15-19 years	6607	6406	97.0
20-24 years	8414	8065	95.9
25-29 years	8673	8234	94.9
30-34 years	6972	6486	93.0
35-39 years	5571	4948	88.8
40-44 years	4907	4152	84.6
45-49 years	4030	3173	78.7
50-54 years	3527	2432	69.0
55-59 years	2680	1617	60.3
60-64 years	1863	919	49.3
65 years and over	4297	1283	29.9
Not specified	31	23	74.2
Male	34080	30126	88.4
6-9 years	2274	2093	92.0
10-14 years	2888	2827	97.9
15-19 years	3347	3250	97.1
20-24 years	4202	4042	96.2
25-29 years	4355	4152	95.3
30-34 years	3516	3320	94.4
35-39 years	2850	2604	91.4
40-44 years	2486	2232	89.8
45-49 years	2027	1755	86.6
50-54 years	1765	1401	79.4
55-59 years	1327	978	73.7
60-64 years	881	574	65.2
65 years and over	2142	883	41.2
Not specified	20	15	75.0
Female	33602	27236	81.1
6-9 years	2164	1986	91.8
10-14 years	2783	2717	97.6
15-19 years	3260	3156	96.8
20-24 years	4213	4023	95.5
25-29 years	4318	4082	94.5
30-34 years	3456	3166	91.6
35-39 years	2721	2344	86.1
40-44 years	2420	1920	79.3
45-49 years	2003	1418	70.8
50-54 years	1762	1031	58.5
55-59 years	1353	639	47.2
60-64 years	982	344	35.0
65 years and over	2155	400	18.6
Not specified	12	9	75.0

T. In the 1345 Census, information on literacy status was collected for population aged 7 and over.

Source: Statistical Centre of Iran.

17. 3. NUMBER OF LITERATE PEOPLE AND LITERACY RATE AMONG POPULATION AGED SIX AND OVER IN URBAN AND RURAL AREAS BY SEX AND OSPAN, 1390 CENSUS
(1000 persons- percent)

Ostan	Total								
	Population aged six and over			Literate			Literacy rate		
	Both sexes	Male	Female	Both sexes	Male	Female	Both sexes	Male	Female
Total country	67682	34080	33602	57362	30126	27236	84.8	88.4	81.1
East Azarbayejan.....	3372	1700	1672	2768	1486	1282	82.1	87.4	76.7
West Azarbayejan	2752	1386	1366	2170	1187	983	78.8	85.6	71.9
Ardebil	1127	569	558	910	494	416	80.8	86.8	74.6
Esfahan.....	4451	2256	2195	3907	2047	1860	87.8	90.7	84.8
Alborz	2196	1112	1084	1982	1025	957	90.2	92.1	88.3
Ilam	504	255	249	415	221	194	82.3	86.6	78.0
Bushehr	918	502	416	768	424	344	83.6	84.4	82.7
Tehran	11183	5627	5556	10117	5195	4922	90.5	92.3	88.6
Chaharmahal&Bakhtiyari ...	798	401	397	658	351	307	82.5	87.6	77.4
South Khorasan	585	293	292	483	254	229	82.5	86.5	78.4
Khorasan-e-Razavi.....	5335	2662	2673	4605	2381	2224	86.3	89.4	83.2
North Khorasan	767	380	387	616	324	291	80.3	85.3	75.3
Khuzestan	4007	2018	1990	3348	1770	1578	83.5	87.7	79.3
Zanjan	915	458	458	754	398	355	82.4	87.1	77.7
Semnan.....	575	291	284	508	264	244	88.4	90.8	85.9
Sistan&Baluchestan	2102	1048	1055	1504	814	690	71.6	77.7	65.4
Fars	4160	2092	2068	3591	1867	1723	86.3	89.3	83.3
Qazvin	1087	551	536	914	483	431	84.1	87.7	80.4
Qom	1027	523	504	889	471	418	86.6	90.0	83.0
Kordestan	1347	676	671	1050	572	478	78.0	84.6	71.3
Kerman	2604	1311	1293	2140	1109	1031	82.2	84.6	79.8
Kermanshah	1772	892	880	1448	773	675	81.7	86.6	76.8
Kohgiluyeh&Boyerahmad ..	581	290	292	476	252	224	81.9	87.0	76.9
Golestan	1575	784	791	1308	688	619	83.0	87.8	78.3
Gilan.....	2308	1143	1164	1945	1012	933	84.3	88.5	80.1
Lorestan.....	1580	794	787	1271	674	598	80.4	84.9	76.0
Mazandaran.....	2834	1421	1413	2428	1268	1161	85.7	89.2	82.1
Markazi	1288	651	637	1080	574	506	83.8	88.1	79.5
Hormozgan.....	1377	700	677	1152	607	545	83.7	86.8	80.5
Hamedan	1598	801	797	1320	698	621	82.6	87.1	78.0
Yazd	954	492	462	838	443	394	87.8	90.0	85.4

**17. 3. NUMBER OF LITERATE PEOPLE AND LITERACY RATE AMONG POPULATION
AGED SIX AND OVER IN URBAN AND RURAL AREAS BY SEX AND OSTAN, 1390
CENSUS (continued)
(1000 persons- percent)**

Ostan	Urban areas								
	Population aged six and over			Literate			Literacy rate		
	Both sexes	Male	Female	Both sexes	Male	Female	Both sexes	Male	Female
Total country	48609	24442	24167	43048	22358	20690	88.6	91.5	85.6
East Azarbayejan.....	2348	1183	1166	2017	1070	947	85.9	90.5	81.2
West Azarbayejan	1739	872	867	1460	781	679	83.9	89.5	78.4
Ardebil	721	365	357	616	330	286	85.4	90.5	80.1
Esfahan.....	3808	1925	1883	3397	1769	1628	89.2	91.9	86.5
Alborz	1990	1005	985	1812	934	878	91.1	92.9	89.2
Ilam	323	163	160	280	147	133	86.8	90.4	83.2
Bushehr	628	344	284	532	289	242	84.6	84.0	85.3
Tehran	10397	5205	5192	9492	4857	4636	91.3	93.3	89.3
Chaharmahal&Bakhtiyari ...	469	236	233	409	215	193	87.1	91.2	82.9
South Khorasan	329	167	162	296	154	141	89.9	92.7	87.1
Khorasan-e-Razavi.....	3859	1929	1930	3463	1778	1685	89.7	92.2	87.3
North Khorasan	399	200	199	350	182	167	87.7	91.1	84.2
Khuzestan	2869	1441	1428	2514	1310	1205	87.6	90.9	84.3
Zanjan	575	290	285	503	264	238	87.4	91.2	83.6
Semnan.....	444	223	221	405	208	197	91.3	93.2	89.3
Sistan&Baluchestan	1046	526	519	851	455	397	81.4	86.5	76.3
Fars	2831	1421	1410	2531	1302	1229	89.4	91.6	87.1
Qazvin	796	403	393	690	361	328	86.7	89.7	83.6
Qom	976	496	481	853	450	403	87.4	90.8	83.8
Kordestan	890	447	442	732	394	339	82.3	88.0	76.6
Kerman	1510	760	751	1318	676	641	87.2	89.0	85.4
Kermanshah	1238	618	620	1054	552	503	85.2	89.3	81.1
Kohgiluyeh&Boyerahmad ..	307	154	153	273	143	130	88.7	92.7	84.7
Golestan	814	406	408	716	372	344	88.0	91.7	84.3
Gilan.....	1392	690	701	1260	646	614	90.5	93.5	87.6
Lorestan.....	975	484	491	827	430	397	84.8	88.7	80.9
Mazandaran.....	1554	777	777	1399	720	679	90.0	92.7	87.4
Markazi	950	481	469	840	441	399	88.4	91.7	85.0
Hormozgan.....	693	355	338	623	326	297	89.8	91.7	87.8
Hamedan	952	474	479	830	431	398	87.1	91.0	83.3
Yazd	788	403	386	707	370	337	89.6	91.8	87.4

**17. 3. NUMBER OF LITERATE PEOPLE AND LITERACY RATE AMONG POPULATION
AGED SIX AND OVER IN URBAN AND RURAL AREAS BY SEX AND OSTAN, 1390
CENSUS (continued)
(1000 persons- percent)**

Ostan	Rural areas								
	Population aged six and over			Literate			Literacy rate		
	Both sexes	Male	Female	Both sexes	Male	Female	Both sexes	Male	Female
Total country	19023	9612	9411	14287	7752	6534	75.1	80.6	69.4
East Azarbayejan.....	1024	518	506	751	416	335	73.3	80.3	66.2
West Azarbayejan	1013	514	499	710	406	303	70.1	79.0	60.8
Ardebil	406	205	202	295	164	130	72.6	80.4	64.7
Esfahan.....	643	331	312	509	277	232	79.2	83.8	74.4
Alborz	207	107	100	170	91	79	82.2	84.8	79.4
Ilam	180	91	89	134	73	61	74.5	80.0	68.8
Bushehr	287	157	131	235	133	101	81.7	85.3	77.4
Tehran	787	422	364	624	338	286	79.4	80.1	78.5
Chaharmahal&Bakhtiari ...	327	164	163	249	136	114	76.2	82.6	69.7
South Khorasan	256	127	130	187	99	88	73.0	78.4	67.7
Khorasan-e-Razavi.....	1476	733	743	1142	603	538	77.3	82.2	72.5
North Khorasan	367	179	188	265	142	123	72.3	79.0	65.9
Khuzestan	1128	572	556	828	457	371	73.4	80.0	66.6
Zanjan	340	168	172	251	134	117	73.8	79.8	67.9
Semnan.....	131	68	63	104	57	47	78.8	83.3	74.0
Sistan&Baluchestan	1054	520	534	652	359	293	61.9	69.0	54.9
Fars	1316	664	652	1052	561	491	79.9	84.4	75.4
Qazvin	291	148	144	224	121	103	76.9	82.2	71.6
Qom	51	28	23	36	21	15	71.6	74.9	67.6
Kordestan	457	229	228	318	178	139	69.5	77.9	61.1
Kerman	1087	548	539	819	431	388	75.3	78.6	72.0
Kermanshah	531	273	259	393	220	172	73.9	80.8	66.6
Kohgiluyeh&Boyerahmad..	272	135	138	202	108	94	74.3	80.5	68.2
Golestan	761	378	383	591	316	275	77.6	83.5	71.8
Gilan.....	916	453	463	685	366	319	74.8	80.8	68.9
Lorestan.....	605	309	296	444	244	200	73.5	78.9	67.8
Mazandaran.....	1280	644	636	1029	547	482	80.4	85.0	75.7
Markazi	338	170	168	240	132	107	71.0	77.9	63.9
Hormozgan.....	681	343	338	528	280	248	77.5	81.7	73.2
Hamedan	645	327	318	490	267	223	75.9	81.6	70.1
Yazd	166	89	76	131	73	58	78.9	81.9	75.4

Source: Statistical Centre of Iran.

17. 4. PRIVATE HOUSEHOLDS BY SEX OF THE HEAD OF HOUSEHOLD, NUMBER OF MEMBERS, AND NUMBER OF LITERATE AND ILLITERATE MEMBERS, 1390 CENSUS

Sex of the head and number of members	Total	Literate				
		None	1 person	2 persons	3 persons	4 persons and more
Both sexes	21110481	1614873	2027891	6876806	4641691	5865655
1 person	1511911	811787	676567	××	××	××
2 persons	3877727	620991	646873	2585128	××	××
3 persons	5724891	95008	505135	3048909	2054652	××
4 persons	5567191	45937	136679	1021034	1889898	2462811
5 persons	2638888	19415	40270	163631	543844	1869314
6 persons	1127167	12987	14858	42801	118040	937785
7 persons	382608	3645	3970	9370	23910	341626
8 persons	164784	2425	1903	3539	7398	149483
9 persons	66988	1298	854	1367	2480	60974
10 persons and more	48326	1380	782	1027	1469	43662
Male	18562409	866389	1351987	6371415	4288981	5612622
1 person	473342	129333	329293	××	××	××
2 persons	3259915	572106	363157	2302233	××	××
3 persons	5269671	84757	470631	2862046	1832032	××
4 persons	5323419	42130	129494	993530	1783266	2364477
5 persons	2526055	17841	38221	157841	525889	1783920
6 persons	1076023	12006	14074	41078	113749	894445
7 persons	365812	3390	3762	9003	23125	326448
8 persons	157678	2285	1804	3381	7122	143051
9 persons	64253	1230	818	1319	2388	58484
10 persons and more	46241	1311	733	984	1410	41797
Female	2548072	748484	675904	505391	352710	253033
1 person	1038569	682454	347274	××	××	××
2 persons	617812	48885	283716	282895	××	××
3 persons	455220	10251	34504	186863	222620	××
4 persons	243772	3807	7185	27504	106632	98334
5 persons	112833	1574	2049	5790	17955	85394
6 persons	51144	981	784	1723	4291	43340
7 persons	16796	255	208	367	785	15178
8 persons	7106	140	99	158	276	6432
9 persons	2735	68	36	48	92	2490
10 persons and more	2085	69	49	43	59	1865

17. 4. PRIVATE HOUSEHOLDS BY SEX OF THE HEAD OF HOUSEHOLD, NUMBER OF MEMBERS AND NUMBER OF LITERATE AND ILLITERATE MEMBERS, 1390 CENSUS (continued)

Sex of the head and number of members	Illiterate					Not stated
	None	1 person	2 persons	3 persons	4 persons and more	
Both sexes	14580412	3831556	2244072	261751	109125	83565
1 person	677238	811116	××	××	××	23557
2 persons	2633532	609374	610086	××	××	24735
3 persons	4569516	658718	425502	49968	××	21187
4 persons	4344447	723116	427259	48157	13380	10832
5 persons	1669261	544709	350973	52952	18579	2414
6 persons	503091	300626	243570	50811	28373	696
7 persons	125291	110659	103578	27273	15720	87
8 persons	39396	45799	49420	16755	13378	36
9 persons	12386	17147	20160	8588	8692	15
10 persons and more	6254	10292	13524	7247	11003	6
Male	13476486	2528632	2142126	243924	100226	71015
1 person	329613	129013	××	××	××	14716
2 persons	2314720	356341	566435	××	××	22419
3 persons	4313205	489042	404272	42947	××	20205
4 persons	4227145	619045	411486	44164	11057	10522
5 persons	1626524	490238	340425	50050	16475	2343
6 persons	488253	275027	237236	48618	26218	671
7 persons	121116	102104	101226	26455	14827	84
8 persons	37986	42428	48242	16259	12728	35
9 persons	11932	15927	19661	8372	8347	14
10 persons and more	5992	9467	13143	7059	10574	6
Female	1103926	1302924	101946	17827	8899	12550
1 person	347625	682103	××	××	××	8841
2 persons	318812	253033	43651	××	××	2316
3 persons	256311	169676	21230	7021	××	982
4 persons	117302	104071	15773	3993	2323	310
5 persons	42737	54471	10548	2902	2104	71
6 persons	14838	25599	6334	2193	2155	25
7 persons	4175	8555	2352	818	893	3
8 persons	1410	3371	1178	496	650	1
9 persons	454	1220	499	216	345	1
10 persons and more	262	825	381	188	429	0

Source: Statistical Centre of Iran.

17. 5. STUDENTS AND TEACHING AND CLERICAL STAFF AT DIFFERENT EDUCATIONAL LEVELS

Academic year and educational level	Student ⁽¹⁾			Teaching and clerical staff ⁽²⁾	
	Total	Male	Female	Teacher	Management and quality increasing
1375-76	18588130	9921855	8666275	597075	341996
1380-81	17882515	9359952	8522563	664672	344911
1385-86	14984301	7741044	7243257	664657	253351
1390-91.....	13351254	6932408	6418846	602571	263101
1391-92.....	13226473	6861311	6365162	619698	253104
1392-93.....	13406458	6964461	6441997	630449	230816
1393-94.....	13615311	7064602	6550709	615522	224374
1394-95.....	13861901	7174229	6687672	584670	229319
Special education	72612	45173	27439	15213	5514
Pre-school education	688452	349748	338704	⁽³⁾ 0	⁽³⁾ 0
Primary education	7422505	3819488	3603017	273005	91965
Lower secondary education	3054359	1591299	1463060	142409	57133
Upper secondary education	2230223	1130697	1099526	154043	74707
Adult lower secondary education	16712	8677	8035	⁽³⁾ 0	⁽³⁾ 0
Adult upper secondary education	377038	229147	147891	⁽³⁾ 0	⁽³⁾ 0

1. Referring to the public and non-government institutions.

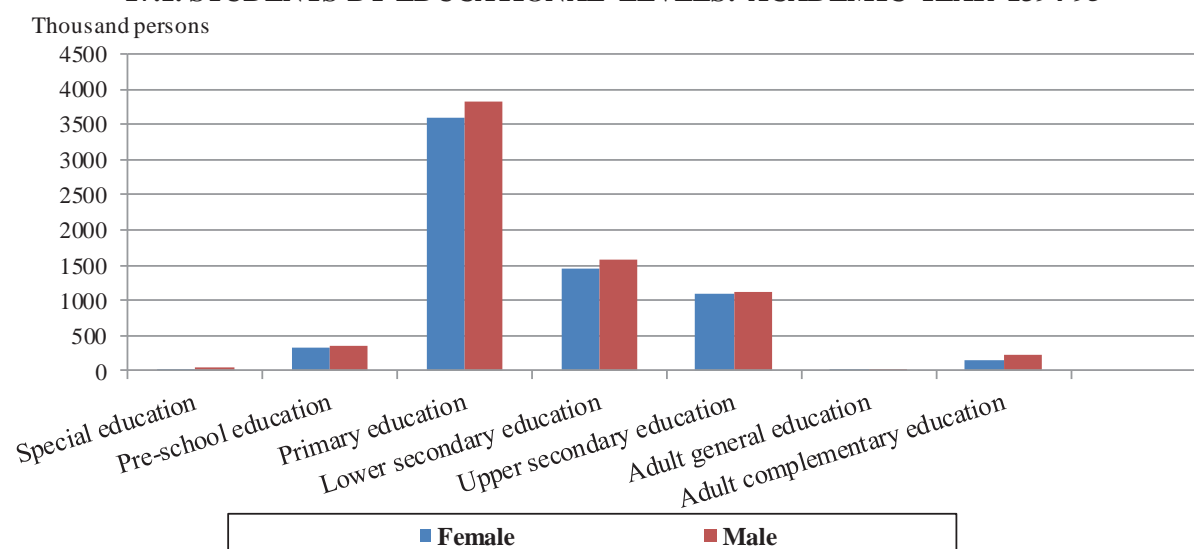
2. As of the year 1394, according to the occupations classification, teaching clerck includes teacher, management and quality increasing clercks.

3. Provision of the employees in this level is not made by the Ministry of Education.

Sources: Ministry of Education;

-Organization for the Education of Special Children.

17.1. STUDENTS BY EDUCATIONAL LEVELS: ACADEMIC YEAR 1394-95



For data see Table 17-5.

17. 6. STUDENTS AND TEACHING AND CLERICAL STAFF OF THE MINISTRY OF EDUCATION BY OSTAN, ACADEMIC YEAR 1394-95

Ostan	Student ⁽¹⁾			Teaching and clerical staff ^(1,2)	
	Both sexes	Male	Female	Teacher	Management and quality increasing
Total country..	12707087	6541484	6165603	569457	223805
East Azarbayejan.....	606293	316220	290073	27838	10133
West Azarbayejan	542333	285805	256528	22807	7414
Ardebil.....	201960	105016	96944	11701	4121
Esfahan.....	764850	387471	377379	31804	14014
Alborz	397915	203501	194414	13322	5676
Ilam	93013	48003	45010	7013	2130
Bushehr	182170	93650	88520	7958	3379
Tehran	1874793	952853	921940	62770	26920
Chaharmahal&Bakhtiyari	160519	81783	78736	9384	3246
South Khorasan	140628	72131	68497	8354	3124
Khorasan-e-Razavi.....	1105716	568093	537623	50879	19736
North Khorasan	155827	80429	75398	8807	3480
Khuzestan.....	866263	450062	416201	36772	15120
Zanjan	161808	84740	77068	8858	3148
Semnan.....	104378	52975	51403	4690	1975
Sistan&Baluchestan	591986	315671	276315	22777	8154
Fars.....	761397	388428	372969	36746	15608
Qazvin	196609	101730	94879	8501	3617
Qom.....	212255	107427	104828	8010	3619
Kordestan	245602	128527	117075	15038	5448
Kerman.....	517533	264401	253132	25101	10384
Kermanshah	294731	154663	140068	16956	5545
Kohgiluyeh&Boyerahmad	130512	67221	63291	8718	3053
Golestan	306013	158095	147918	12697	5103
Gilan.....	350731	178206	172525	17787	6234
Lorestan.....	290444	151427	139017	16330	6221
Mazandaran.....	466234	235955	230279	24603	8964
Markazi	214666	110002	104664	8074	3788
Hormozgan.....	316113	162666	153447	14191	5878
Hamedan	259929	135695	124234	13792	5054
Yazd	193866	98638	95228	7179	3519

1.Excluding the special and adult and pre-school educational courses.

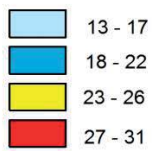
2.As of the year 1394, according to the occupations classification, teaching clerck includes teacher, management and quality increasing clercks.

Source: Ministry of Education.

17.2. TEACHER-STUDENT RATIO , ACADEMIC YEAR 1394-95



For Data See Tabel 17.6.



17. 7. SPECIAL STUDENTS BY EDUCATIONAL LEVELS

Year and educational level	Student
1375-76	64077
1380-81	72904
1385-86	67882
1390-91	82326
1391-92 ⁽¹⁾	74342
1392-93	72698
1393-94	71289
1394-95	72612
Pre-school	10954
Primary school	43334
Lower-secondary school	2209
Pre-technical lower secondary school.....	9680
Upper-secondary school.....	1250
Pre-technical upper-secondary school.....	5185

1. Including the students in inclusive and integrative education, autistic students and upper secondary technical (special) students.

Source: Organization for the Education of Special Children.

-Ministry of Education.

17. 8. STUDENTS, TEACHING STAFF AND FACILITIES IN SPECIAL EDUCATION COURSE

Academic year and Ostan	Student			Teaching and clerical staff ⁽¹⁾		School	Class
	Total	Male	Female	Teacher	Management and quality increasing		
1375-76	64077	38762	25315	⁽²⁾ 12003	⁽²⁾ 000	978	7425
1380-81	72904	43744	29160	11260	4645	923	9133
1385-86	67882	41075	26807	11131	5614	1349	10834
1390-91	82326	50457	31869	11421	6976	1750	14532
1391-92	73101	45090	28011	12660	7482	1418	12269
1392-93	72698	44979	27719	15306	5726	1644	12629
1393-94	71289	44193	27096	17622	3136	1578	12320
1394-95	72612	45173	27439	15213	5514	1569	12550
East Azarbayejan.....	3685	2336	1349	721	238	69	597
West Azarbayejan	2173	1380	793	438	113	34	358
Ardebil	1261	792	469	220	75	22	189
Esfahan.....	4822	2956	1866	1016	394	109	833
Alborz	1899	1073	826	335	122	20	273
Ilam	534	337	197	181	60	18	118
Bushehr	1076	668	408	220	82	37	211
Tehran	9140	5479	3661	1755	634	117	1465
Chaharmahal&Bakhtiyari	1135	709	426	293	109	40	277
South Khorasan	1322	836	486	303	97	31	250
Khorasan-e-Razavi.....	7518	4743	2775	1419	552	146	1211
North Khorasan	1140	715	425	211	83	37	198
Khuzestan	4076	2564	1512	836	246	81	706
Zanjan	798	508	290	235	86	24	156
Semnan.....	667	413	254	174	62	20	133
Sistan&Baluchestan	2684	1766	918	392	112	38	392
Fars	4907	2987	1920	1091	474	139	880
Qazvin	1037	628	409	236	84	23	176
Qom	1398	839	559	222	111	21	194
Kordestan	1195	787	408	352	105	24	248
Kerman	3709	2386	1323	765	297	101	691
Kermanshah	1347	839	508	308	109	33	231
Kohgiluyeh&Boyerahmad	848	521	327	227	86	49	175
Golestan	1852	1182	670	317	129	32	282
Gilan.....	2212	1399	813	540	171	56	468
Lorestan.....	1705	1018	687	457	174	62	328
Mazandaran.....	2790	1735	1055	669	244	49	507
Markazi	1014	596	418	228	91	25	183
Hormozgan.....	1950	1296	654	366	137	51	344
Hamedan	1467	929	538	398	136	40	267
Yazd	1251	756	495	288	101	21	209

1. As of the year 1394, according to the occupations classification, teaching clerck includes teacher, management and quality increasing clercks.

2. Statistics on teaching and clerical staff were not available separately for the academic year 1375-76 and were reported under teaching staff.

Source: Organization for the Education of Special Children.
-Ministry of Education.

17. 9. PRE-SCHOOL STUDENTS AND FACILITIES

Academic year and Ostan	Student			School	Class
	Total	Male	Female		
1375-76	195181	99842	95339	3322	8497
1380-81	329062	160822	168240	9581	16119
1385-86	552932	268349	284583	20543	26589
1390-91.....	475395	232630	242765	16113	23504
1391-92	459017	232028	226989	13419	18651
1392-93	531924	271658	260266	16010	27132
1393-94	661439	337615	323824	21989	35101
1394-95	688452	349748	338704	24364	35207
East Azarbayejan.....	55706	28976	26730	2013	3399
West Azarbayejan	24229	12536	11693	739	1502
Ardebil	13364	6801	6563	641	906
Esfahan.....	46106	23568	22538	1152	2463
Alborz	15137	7334	7803	522	710
Ilam	7066	3750	3316	322	229
Bushehr	12598	6673	5925	427	452
Tehran	72141	37359	34782	2165	3415
Chaharmahal&Bakhtiyari	11233	5533	5700	608	646
South Khorasan.....	10593	5440	5153	639	820
Khorasan-e-Razavi.....	29784	14987	14797	967	1277
North Khorasan.....	10609	5579	5030	410	421
Khuzestan	52824	26510	26314	1885	2164
Zanjan	9228	4741	4487	417	545
Semnan.....	7981	4093	3888	192	385
Sistan&Baluchestan	22532	11569	10963	878	1069
Fars	37419	18224	19195	1294	1934
Qazvin	14139	7506	6633	456	604
Qom	7191	3598	3593	260	239
Kordestan	17778	9152	8626	644	879
Kerman	36726	18715	18011	1475	1508
Kermanshah	12540	6671	5869	878	892
Kohgiluyeh&Boyerahmad	7712	3688	4024	283	408
Golestan	22576	11460	11116	462	901
Gilan.....	22154	11118	11036	1342	1713
Lorestan.....	21291	10129	11162	637	1290
Mazandaran.....	21934	10615	11319	321	856
Markazi	13251	6852	6399	517	663
Hormozgan.....	20091	10257	9834	682	1183
Hamedan	15643	7814	7829	781	956
Yazd	16876	8500	8376	355	778

Source: Ministry of Education.

17. 10. STUDENTS, EDUCATIONAL STAFF AND FACILITIES IN PRIMARY SCHOOL

Academic year and Ostan	Student			Teaching and clerical staff ⁽¹⁾		School	Class
	Total	Male	Female	Teacher	Management and quality increasing		
1375-76	9238393	4885665	4352728	298755	96617	63101	327595
1380-81	7513015	3924999	3588016	309260	83225	68836	313529
1385-86	5827851	3009561	2818290	267516	65315	64646	278335
1390-91.....	5701521	2932282	2769239	235193	83688	57619	259519
1391-92 ⁽²⁾	6850992	3522913	3328079	260999	78358	58816	301798
1392-93.....	7018285	3610900	3407385	284271	91816	60066	306399
1393-94.....	7194193	3701398	3492795	278790	87065	61151	309562
1394-95.....	7422505	3819488	3603017	273005	91965	62432	316195
East Azarbayejan.....	350154	180638	169516	13441	4137	3496	16116
West Azarbayejan	323821	167475	156346	11925	3056	3132	13423
Ardebil	116717	60464	56253	5425	1545	1458	5602
Esfahan.....	430089	221388	208701	14136	5713	2675	17629
Alborz	227916	117558	110358	5625	2583	861	8146
Ilam	52758	27082	25676	3225	774	732	2992
Bushehr	110733	56987	53746	4040	1412	857	4808
Tehran	1051498	539964	511534	28976	12496	3378	35699
Chaharmahal&Bakhtiyari	93929	47941	45988	4409	1245	1005	4472
South Khorasan	80926	41421	39505	4287	1094	1177	4291
Khorasan-e-Razavi.....	664883	341168	323715	24950	8260	4833	27906
North Khorasan	92979	47823	45156	4352	1269	1182	4655
Khuzestan	517981	266885	251096	18837	6544	4498	22542
Zanjan	94157	48264	45893	4181	1146	1046	4312
Semnan.....	58985	30171	28814	2088	735	412	2395
Sistan&Baluchestan	401827	207989	193838	14214	3981	3755	16963
Fars	438128	225932	212196	16990	6112	3882	18927
Qazvin	114403	59078	55325	4007	1513	859	4719
Qom	125343	64170	61173	3202	1605	597	4580
Kordestan	147134	75435	71699	7493	2167	1907	7147
Kerman	305252	157771	147481	11748	3957	3127	14119
Kermanshah	170002	88094	81908	8332	2159	2354	7944
Kohgiluyeh&Boyerahmad	75719	38769	36950	4160	1009	1656	4424
Golestan	188865	96798	92067	6160	2289	1305	7858
Gilan.....	185689	95284	90405	8127	2412	2050	9184
Lorestan.....	169769	87781	81988	7353	2256	2761	8710
Mazandaran.....	253515	129329	124186	10229	3352	2066	11323
Markazi	121744	62559	59185	3686	1524	1143	5279
Hormozgan.....	191939	98770	93169	7693	2267	1996	8583
Hamedan	151542	78062	73480	6534	1966	1505	6807
Yazd	114108	58438	55670	3180	1387	727	4640

1. As of the year 1394, according to the occupations classification, teaching clerck includes teacher, management and quality increasing clercks.

2. Remarkable change of data compared to the previous year is due to the changes occurred in the educational system.

Source: Ministry of Education.

17. 11. STUDENTS, TEACHING STAFF, AND FACILITIES IN LOWER SECONDARY SCHOOL

Academic year and Ostan	Student			Teaching and clerical staff ⁽¹⁾		School	Class
	Total	Male	Female	Teacher	Management and quality increasing		
1375-76	5188812	2845092	2343720	162602	78845	25828	162434
1380-81	4953894	2698328	2255566	182751	82887	29672	172776
1385-86.....	3938661	2100894	1837767	181045	73714	31651	164781
1390-91.....	3228405	1693270	1535135	165764	65074	25451	132185
1391-92 ⁽²⁾	2112875	1110458	1002417	154713	66361	23285	88813
1392-93.....	2071173	1085222	985951	130961	49063	22765	87555
1393-94.....	2047632	1068474	979158	128522	47005	22887	86181
1394-95.....	3054359	1591299	1463060	142409	57133	23827	125638
East Azarbayejan.....	150443	78861	71582	7432	2810	1377	6565
West Azarbayejan	131688	71436	60252	5554	2061	944	5154
Ardebil	50202	26107	24095	3322	1109	546	2431
Esfahan.....	187898	95910	91988	7859	3619	1266	7434
Alborz	97408	50329	47079	3346	1327	429	3317
Ilam	21993	11486	10507	1759	477	242	1086
Bushehr	41966	21616	20350	1919	823	384	1795
Tehran	459935	235449	224486	14542	6512	1959	15851
Chaharmahal&Bakhtiyari	38124	19680	18444	2452	809	425	1842
South Khorasan	34191	17828	16363	2067	834	346	1600
Khorasan-e-Razavi.....	262060	136506	125554	13101	4940	2120	11131
North Khorasan	36182	19180	17002	2326	954	454	1822
Khuzestan	204129	107999	96130	8804	3996	1572	8464
Zanjan	40212	21400	18812	2446	788	413	1824
Semnan.....	25470	13128	12342	1128	536	217	1053
Sistan&Baluchestan	118276	66961	51315	4596	2111	980	4747
Fars	182330	93751	88579	8904	3841	1528	7541
Qazvin	48719	25487	23232	2188	954	360	1931
Qom	50941	25891	25050	2227	924	238	1854
Kordestan	59400	31890	27510	3716	1419	603	2747
Kerman	122607	62823	59784	6139	2622	1110	5338
Kermanshah	71204	37769	33435	4197	1438	569	3098
Kohgiluyeh&Boyerahmad	30061	15502	14559	2205	761	395	1600
Golestan	69456	36316	33140	3362	1223	643	2937
Gilan.....	93190	47527	45663	4617	1618	857	4009
Lorestan.....	69287	36412	32875	4499	1628	703	3351
Mazandaran.....	119935	61034	58901	6906	2248	1048	5102
Markazi	52946	27283	25663	2112	984	409	2137
Hormozgan.....	74237	38506	35731	3277	1505	774	3251
Hamedan	64057	33857	30200	3726	1390	586	2841
Yazd	45812	23375	22437	1681	872	330	1785

1. As of the year 1394, according to the occupations classification, teaching clerck includes teacher, management and quality increasing clercks.

2. Remarkable change of data compared to the previous year is due to the changes occurred in the educational system.

Source: Ministry of Education.

17. 12. STUDENTS, EDUCATIONAL STAFF AND FACILITIES IN UPPER SECONDARY SCHOOL

Academic year and Ostan	Student			Teaching and clerical staff ⁽¹⁾		School	Class
	Total	Male	Female	Teacher	Management and quality increasing		
1375-76 ⁽²⁾	3480635	1817665	1662970	⁽³⁾ 117690	⁽³⁾ 64839	12222	110514
1380-81 ⁽⁴⁾	3985150	2020296	1964854	⁽³⁾ 161291	⁽³⁾ 105467	17200	148340
1385-86	3695947	1890567	1805380	⁽³⁾ 190442	⁽³⁾ 107448	22044	155274
1390-91.....	2957328	1567691	1389637	⁽³⁾ 189803	⁽³⁾ 107363	20905	132130
1391-92 ⁽⁵⁾	3278036	1683347	1594689	188070	100903	21671	148205
1392-93.....	3288156	1696561	1591595	199911	84211	21793	152724
1393-94.....	3198951	1643680	1555271	190588	87168	21754	149793
1394-95.....	2230223	1130697	1099526	154043	74707	19709	116387
East Azarbayejan.....	105696	56721	48975	6965	3186	1013	5434
West Azarbayejan	86824	46894	39930	5328	2297	720	4308
Ardebil	35041	18445	16596	2954	1467	428	2025
Esfahan.....	146863	70173	76690	9809	4682	1131	7608
Alborz	72591	35614	36977	4351	1766	401	3430
Ilam	18262	9435	8827	2029	879	251	1203
Bushehr	29471	15047	14424	1999	1144	367	1743
Tehran	363360	177440	185920	19252	7912	2054	16417
Chaharmahal&Bakhtiari	28466	14162	14304	2523	1192	373	1625
South Khorasan.....	25511	12882	12629	2000	1196	283	1432
Khorasan-e-Razavi.....	178773	90419	88354	12828	6536	1471	9400
North Khorasan.....	26666	13426	13240	2129	1257	262	1514
Khuzestan	144153	75178	68975	9131	4580	1264	7595
Zanjan	27439	15076	12363	2231	1214	249	1424
Semnan.....	19923	9676	10247	1474	704	224	1230
Sistan&Baluchestan	71883	40721	31162	3967	2062	741	3690
Fars	140939	68745	72194	10852	5655	1437	7571
Qazvin	33487	17165	16322	2306	1150	293	1664
Qom	35971	17366	18605	2581	1090	223	1682
Kordestan	39068	21202	17866	3829	1862	360	2141
Kerman	89674	43807	45867	7214	3805	974	5222
Kermanshah	53525	28800	24725	4427	1948	488	2879
Kohgiluyeh&Boyerahmad	24732	12950	11782	2353	1283	315	1612
Golestan	47692	24981	22711	3175	1591	498	2549
Gilan.....	71852	35395	36457	5043	2204	763	4027
Lorestan.....	51388	27234	24154	4478	2337	583	3106
Mazandaran.....	92784	45592	47192	7468	3364	868	5163
Markazi	39976	20160	19816	2276	1280	367	2023
Hormozgan.....	49937	25390	24547	3221	2106	588	2616
Hamedan	44330	23776	20554	3532	1698	419	2361
Yazd	33946	16825	17121	2318	1260	301	1693

1. As of the year 1394, according to the occupations classification, teaching clerck includes teacher, management and quality increasing clercks.

2. Including upper secondary education under old and new systems.

3. Including pre-university level.

4. Since the academic year 1379-80, the whole secondary school is new system due to the elimination of the old secondary system.

5. Remarkable change in the data compared to the previous year is due to the changes in the educational system.

Source: Ministry of Education.

17. 13. UPPER SECONDARY SCHOOL STUDENTS BY LEVEL AND FIELD OF STUDY AND OSTAN, ACADEMIC YEAR 1394-95

Ostan	Total			First grade ⁽¹⁾		Second and third grades					
	Both sexes	Male	Female	Male	Female	Theoretical upper secondary		Technical and vocational		Work and knowledge	
						Male	Female	Male	Female	Male	Female
Total country	2230223	1130697	1099526	0	0	509814	602579	181304	103626	247194	143634
East Azarbayejan.....	105696	56721	48975	0	0	24781	25350	9675	6541	12116	6310
West Azarbayejan	86824	46894	39930	0	0	21497	22522	6455	3295	10513	4840
Ardebil	35041	18445	16596	0	0	7703	9304	3318	1769	4529	2097
Esfahan.....	146863	70173	76690	0	0	29315	38607	13380	8470	15803	12129
Alborz	72591	35614	36977	0	0	15986	19271	5953	4302	8080	5097
Ilam	18262	9435	8827	0	0	4530	5140	943	436	1698	874
Bushehr	29471	15047	14424	0	0	6411	8124	1879	1465	4552	2016
Tehran	363360	177440	185920	0	0	87544	103379	27648	17733	29480	20532
Chaharmahal&Bakhtiari .	28466	14162	14304	0	0	6903	8206	1801	1216	3037	1740
South Khorasan	25511	12882	12629	0	0	5166	6477	2205	1478	3155	1770
Khorasan-e-Razavi.....	178773	90419	88354	0	0	38712	45628	13973	8908	22324	14253
North Khorasan	26666	13426	13240	0	0	5583	7127	2424	1084	3051	1798
Khuzestan	144153	75178	68975	0	0	35059	41394	10120	3702	18904	8543
Zanjan	27439	15076	12363	0	0	6495	6742	2592	1120	3280	1574
Semnan.....	19923	9676	10247	0	0	3965	4987	1685	985	2256	1790
Sistan&Baluchestan	71883	40721	31162	0	0	21271	20040	4551	1329	9617	3551
Fars	140939	68745	72194	0	0	30258	40426	11107	5782	14803	8788
Qazvin	33487	17165	16322	0	0	6960	8752	3097	1483	4720	2581
Qom	35971	17366	18605	0	0	8468	10375	2579	1930	3154	2019
Kordestan	39068	21202	17866	0	0	9186	10072	3757	1887	5045	2014
Kerman	89674	43807	45867	0	0	19404	26496	8440	4669	9855	4447
Kermanshah	53525	28800	24725	0	0	14014	14138	3788	2262	5710	2504
Kohgiluyeh&Boyerahmad	24732	12950	11782	0	0	6286	6793	1518	784	2572	1113
Golestan	47692	24981	22711	0	0	10008	11352	4081	2232	5881	3715
Gilan.....	71852	35395	36457	0	0	14710	19622	6743	3409	8678	5488
Lorestan.....	51388	27234	24154	0	0	14698	14924	3890	1533	4121	2189
Mazandaran.....	92784	45592	47192	0	0	18438	23067	9020	5749	9528	7917
Markazi	39976	20160	19816	0	0	8823	11035	3833	1996	4016	2483
Hormozgan.....	49937	25390	24547	0	0	10283	14091	3415	1820	8507	3659
Hamedan	44330	23776	20554	0	0	10012	10263	4334	2174	5362	3715
Yazd	33946	16825	17121	0	0	7345	8875	3100	2083	2847	2088

17. 13. UPPER SECONDARY SCHOOL STUDENTS BY LEVEL AND FIELD OF STUDY AND OSTAN, ACADEMIC YEAR 1394-95 (continued)

Ostan	Fourth grade		Semester /unit- based method	
	Male	Female	Male	Female
Total country	172797	240529	19588	9158
East Azarbayejan.....	8886	10253	1263	521
West Azarbayejan	7172	8856	1257	417
Ardebil	2598	3363	297	63
Esfahan.....	11163	17126	512	358
Alborz	5371	8126	224	181
Ilam	1612	2067	652	310
Bushehr	1861	2804	344	15
Tehran	31221	42923	1547	1353
Chaharmahal&Bakhtiari	2280	3142	141	0
South Khorasan	1976	2770	380	134
Khorasan-e-Razavi.....	13791	18686	1619	879
North Khorasan	1925	2899	443	332
Khuzestan	9362	14936	1733	400
Zanjan	2108	2754	601	173
Semnan.....	1565	2324	205	161
Sistan&Baluchestan	5007	6242	275	0
Fars	10301	15599	2276	1599
Qazvin	2328	3441	60	65
Qom	3015	4117	150	164
Kordestan	3051	3814	163	79
Kerman	6107	10255	1	0
Kermanshah	4622	5721	666	100
Kohgiluyeh&Boyerahmad	2395	2835	179	257
Golestan	3779	4939	1232	473
Gilan.....	4747	7724	517	214
Lorestan.....	4221	5358	304	150
Mazandaran.....	7476	10090	1130	369
Markazi	3103	4199	385	103
Hormozgan.....	3080	4977	105	0
Hamedan	3714	4267	354	135
Yazd	2960	3922	573	153

1. Change in first gradeis due to the changes of the educational system.

Source: Ministry of Education.

17. 14. STUDENTS AND TEACHING STAFF IN IRANIAN SCHOOLS ABROAD

Year and educational level	Student	Teaching staff
1375-76.....	15924	1024
1380-81.....	16125	1086
1385-86.....	14595	1633
1390-91.....	16557	1867
1391-92.....	13945	1866
1392-93.....	13393	0
1393-94.....	13763	0
1394-95.....	13242	0
Primary.....	7756	0
Lower secondary.....	3115	0
Upper secondary.....	2371	0

Source: Ministry of Education.

17. 15. STUDENTS AND EDUCATIONAL FACILITIES OF ADULTS LOWER SECONDARY COURSES (FIRST THREE YEARS OF HIGH SCHOOL)

Academic year and Ostan	Student			School	Class
	Total	Male	Female		
1375-76	86968	51609	35359	541	2623
1380-81	51011	26252	24759	522	1978
1385-86	40894	15833	25061	461	1852
1390-91	27824	11323	16501	771	4169
1391-92 ⁽¹⁾	26067	12142	13925	787	3009
1392-93	21018	11026	9992	979	1136
1393-94	21790	13054	8736	848	1295
1394-95	16712	8677	8035	857	1504
East Azarbayejan.....	1434	982	452	49	138
West Azarbayejan	576	393	183	36	63
Ardebil	218	100	118	15	29
Esfahan.....	1612	791	821	76	116
Alborz	358	72	286	16	42
Ilam	148	80	68	12	15
Bushehr	185	99	86	20	27
Tehran	1525	651	874	64	146
Chaharmahal&Bakhtiari	173	102	71	8	11
South Khorasan	92	62	30	5	11
Khorasan-e-Razavi.....	1850	1046	804	91	180
North Khorasan	337	208	129	17	25
Khuzestan	1131	797	334	42	86
Zanjan	144	80	64	16	24
Semnan.....	119	71	48	9	18
Sistan&Baluchestan	1505	675	830	33	73
Fars	917	451	466	61	77
Qazvin	500	174	326	13	39
Qom	431	132	299	13	38
Kordestan	313	121	192	23	35
Kerman	474	339	135	29	33
Kermanshah	169	43	126	15	27
Kohgiluyeh&Boyerahmad	197	116	81	15	17
Golestan	131	88	43	14	17
Gilan.....	180	48	132	15	28
Lorestan.....	439	193	246	51	57
Mazandaran.....	492	204	288	37	52
Markazi	480	258	222	26	34
Hormozgan.....	112	63	49	12	9
Hamedan	313	134	179	16	25
Yazd	157	104	53	8	12

1. Remarkable change of data compared to the previous year is due to the changes occurred in the educational system.

Source: Ministry of Education.

17. 16. STUDENTS AND EDUCATIONAL FACILITIES OF ADULT COMPLEMENTARY COURSES(SECOND THREE YEARS OF HIGH SCHOOL)

Academic year and Ostan	Student			School	Class
	Total	Male	Female		
1375-76 ⁽¹⁾	223161	131872	91289	667	6478
1380-81	322680	208001	114679	1602	12363
1385-86.	323916	204367	119549	2599	16167
1390-91	396246	242616	153630	4034	27608
1391-92 ⁽²⁾	431434	256449	174985	5284	24159
1392-93	402432	242087	160345	5233	35350
1393-94	421905	256828	165077	5693	32967
1394-95	377038	229147	147891	5305	29870
East Azarbayejan.....	14031	9425	4606	247	1438
West Azarbayejan	15404	10176	5228	222	1345
Ardebil	7587	4618	2969	131	634
Esfahan.....	22747	14160	8587	265	1671
Alborz	18569	11081	7488	140	1035
Ilam	4046	2532	1514	106	467
Bushehr	6519	3696	2823	131	627
Tehran	48669	28052	20617	443	2964
Chaharmahal&Bakhtiyari	5551	3655	1896	77	455
South Khorasan	1878	1341	537	43	264
Khorasan-e-Razavi.....	25149	14516	10633	425	2289
North Khorasan	4632	2984	1648	84	463
Khuzestan	31019	19994	11025	343	2127
Zanjan	4316	2762	1554	51	388
Semnan.....	2438	1313	1125	51	279
Sistan&Baluchestan	16465	10382	6083	178	1000
Fars	24679	14388	10291	453	2490
Qazvin	6874	3732	3142	64	490
Qom	5065	2998	2067	48	330
Kordestan	7954	5404	2550	100	563
Kerman	16206	9825	6381	246	1261
Kermanshah	8141	5281	2860	95	612
Kohgiluyeh&Boyerahmad	6833	4701	2132	97	524
Golestan	8829	4815	4014	146	777
Gilan.....	13369	7479	5890	223	1147
Lorestan.....	12031	7874	4157	233	983
Mazandaran.....	14309	8142	6167	246	1164
Markazi	5551	3381	2170	92	450
Hormozgan.....	6524	3744	2780	137	532
Hamedan	7461	4085	3376	123	744
Yazd	4192	2611	1581	65	357

1. Including students in both old and new systems.

2. Remarkable change of data compared to the previous year is due to the changes occurred in the educational system.

Source: Ministry of Education.

**17. 17. STUDENTS COMPLETED⁽¹⁾ PRIMARY AND FIRST THREE YEARS OF HIGH SCHOOL
(LOWER SECONDARY EDUCATION) BY SEX**

Academic year and Ostan	Primary			Lower secondary education		
	Total	Male	Female	Total	Male	Female
1380-81.....	7172690	3723192	3449498	4340268	2256422	2083846
1385-86.....	5622081	2888553	2733528	3545396	1835973	1709423
1389-90.....	5551412	2849159	2702253	3163358	1645923	1517435
1390-91.....	5585694	2864087	2721607	3122307	1635050	1487257
1391-92.....	6674344	3426174	3248170	2094905	1099766	995139
1392-93.....	6781504	3487215	3294289	1956801	1024757	932044
1393-94.....	6954183	3575731	3378452	1918001	988691	929310
East Azarbayejan.....	333770	171744	162026	95190	49648	45542
West Azarbayejan.....	305773	159241	146532	83493	45279	38214
Ardebil.....	112223	58270	53953	32195	16609	15586
Esfahan.....	406628	208439	198189	119808	60022	59786
Alborz.....	214306	109902	104404	61158	31430	29728
Ilam.....	51126	26245	24881	14126	7317	6809
Bushehr.....	101334	52091	49243	25392	12792	12600
Tehran.....	996889	511747	485142	292275	148279	143996
Chaharmahal&Bakhtiari.....	88758	45306	43452	24062	12217	11845
South Khorasan.....	76688	39196	37492	21434	10962	10472
Khorasan-e-Razavi.....	617091	315885	301206	164013	84890	79123
North Khorasan.....	86615	44782	41833	22620	11920	10700
Khuzestan.....	486787	251291	235496	125436	65282	60154
Zanjan.....	89999	46205	43794	24713	12711	12002
Semnan.....	55758	28488	27270	15960	8027	7933
Sistan&Baluchestan.....	336499	175429	161070	67754	38016	29738
Fars.....	406096	208405	197691	113977	57135	56842
Qazvin.....	109356	56608	52748	30598	15801	14797
Qom.....	115798	59407	56391	31726	15977	15749
Kordestan.....	140366	72269	68097	37157	19993	17164
Kerman.....	281495	144336	137159	77864	39798	38066
Kermanshah.....	163948	85103	78845	44982	23577	21405
Kohgiluyeh&Boyerahmad.....	70217	36070	34147	19303	9996	9307
Golestan.....	174165	89413	84752	43543	22644	20899
Gilan.....	182363	93126	89237	59829	30014	29815
Lorestan.....	160845	83008	77837	43108	22388	20720
Mazandaran.....	245182	124815	120367	77325	39043	38282
Markazi.....	116652	59997	56655	32876	16617	16259
Hormozgan.....	177182	91146	86036	45886	23537	22349
Hamedan.....	144546	74056	70490	41438	22072	19366
Yazd.....	105728	53711	52017	28760	14698	14062

1. Excluding adult students

Source: Ministry of Education.

17. 18. GRADUATES ⁽¹⁾ OF SECOND THREE YEARS OF HIGH SCHOOL (UPPER SECONDARY SCHOOL) BY FIELD OF STUDY

Academic year and Ostan	Total			Theoretical upper secondary			
				Mathematics and physics		Experimental sciences	
	Both sexes	Male	Female	Male	Female	Male	Female
1375-76	⁽³⁾ 444703	⁽³⁾ 199018	⁽³⁾ 245685	30800	21197	28457	51263
1380-81	836219	371606	464613	111213	96069	63024	135758
1385-86	859971	384582	475389	87237	72005	50989	131647
1389-90.....	859865	428762	431103	90635	63670	69622	141048
1390-91.....	650275	311667	338608	76653	49538	57305	119506
1391-92.....	616048	295518	320530	72884	46801	55073	114081
1392-93.....	620379	293780	326599	70855	44608	62427	126591
1393-94.....	613097	289662	323435	67875	41573	65119	129511
East Azarbayejan.....	28525	13861	14664	3190	2198	3271	5492
West Azarbayejan	22510	11139	11371	1488	937	3741	5531
Ardebil	9273	4786	4487	697	391	1175	2059
Esfahan.....	46446	20506	25940	5977	3902	3394	8115
Alborz	20425	9105	11320	2702	1885	1721	4122
Ilam	4744	2286	2458	324	130	883	1382
Bushehr	7205	3426	3779	684	243	849	1925
Tehran	107541	49964	57577	19404	12979	7532	18529
Chaharmahal&Bakhtiari	7902	3567	4335	826	426	937	1800
South Khorasan	7184	3289	3895	532	320	733	1418
Khorasan-e-Razavi.....	50574	23930	26644	4997	3039	5569	10054
North Khorasan.....	6773	3138	3635	598	290	785	1567
Khuzestan	34203	16407	17796	3129	1227	3741	9435
Zanjan	7333	3739	3594	729	398	939	1658
Semnan.....	5635	2498	3137	646	474	497	993
Sistan & Baluchestan	15920	8388	7532	724	336	2063	3374
Fars	34882	15441	19441	3586	1652	4500	9892
Qazvin	9424	4659	4765	958	508	895	1888
Qom	10641	4876	5765	1388	786	1041	2313
Kordestan	11207	5958	5249	794	473	1570	2303
Kerman	23622	10790	12832	2123	1390	2220	5189
Kermanshah	14714	7124	7590	1028	602	2457	3893
Kohgiluyeh&Boyerahmad	6356	3309	3047	272	80	1245	1823
Golestan	12024	5581	6443	936	573	1488	2896
Gilan.....	20368	9507	10861	1574	1148	1991	4378
Lorestan.....	12540	6199	6341	942	440	2062	3505
Mazandaran.....	28130	13447	14683	2876	1791	2747	4947
Markazi	10875	5160	5715	1254	692	1236	2298
Hormozgan.....	13014	6483	6531	981	718	1262	2763
Hamedan	13148	6512	6636	1370	955	1481	2149
Yazd	9959	4587	5372	1146	590	1094	1820

17. 18. GRADUATES ⁽¹⁾ OF SECOND THREE YEARS OF HIGH SCHOOL(UPPER SECONDARY SCHOOL) BY FIELD OF STUDY (continued)

Academic year and Ostan	Theoretical upper secondary		Technical and vocational		Work and knowledge	
	Humanities ⁽²⁾		Male	Female	Male	Female
	Male	Female				
1375-76.....	12891	29557	14204	7409	0	0
1380-81.....	86342	164203	27485	9944	83542	58639
1385-86.....	65588	140082	78826	51385	101942	80270
1389-90.....	66585	117000	78368	41717	123552	67668
1390-91.....	33121	71145	60205	42787	84383	55632
1391-92.....	31141	66588	56916	40593	79504	52467
1392-93.....	27854	59631	53941	40613	78703	55156
1393-94.....	28285	61453	51284	40335	77099	50563
East Azarbayejan.....	1251	2327	2605	2465	3544	2182
West Azarbayejan.....	1298	2175	1709	1151	2903	1577
Ardebil.....	399	796	863	549	1652	692
Esfahan.....	1505	5025	4552	4072	5078	4826
Alborz.....	636	1790	1750	1622	2296	1901
Ilam.....	125	429	275	148	679	369
Bushehr.....	144	552	427	409	1322	650
Tehran.....	4080	10628	8904	8070	10044	7371
Chaharmahal&Bakhtiari.....	369	790	459	562	976	757
South Khorasan.....	600	989	598	524	826	644
Khorasan-e-Razavi.....	2466	5428	4061	3243	6837	4880
North Khorasan.....	249	759	455	329	1051	690
Khuzestan.....	1421	3345	2094	1079	6022	2710
Zanjan.....	306	567	621	409	1144	562
Semnan.....	348	707	406	389	601	574
Sistan&Baluchestan.....	1838	2112	1004	325	2759	1385
Fars.....	1162	2992	2531	2097	3662	2808
Qazvin.....	411	882	856	583	1539	904
Qom.....	609	1243	972	714	866	709
Kordestan.....	476	953	1283	782	1835	738
Kerman.....	1339	3147	2282	1562	2826	1544
Kermanshah.....	658	1299	1211	981	1770	815
Kohgiluyeh&Boyerahmad.....	458	471	342	192	992	481
Golestan.....	771	1335	711	637	1675	1002
Gilan.....	1013	2093	2149	1508	2780	1734
Lorestan.....	648	941	936	573	1611	882
Mazandaran.....	1429	2701	3125	2429	3270	2815
Markazi.....	429	1136	1050	683	1191	906
Hormozgan.....	588	1342	867	553	2785	1155
Hamedan.....	687	1099	1182	928	1792	1505
Yazd.....	572	1400	1004	767	771	795

1. Statistics provided until the academic year 1375-76 include graduates from daily course only, and from that academic year afterwards, the statistics include day and adults courses.

2. Including graduates from Ma'aref course as of the academic year 1380-81.

3. Statistics for graduates of old educational system were not available by field of study and were included in the total only.

Source: Ministry of Education

17. 19. LEARNERS COVERED BY THE LITERACY MOVEMENT COURSES IN URBAN AND RURAL AREAS

Year and course ⁽¹⁾	Urban areas			Rural areas ⁽²⁾		
	Total	Male	Female	Total	Male	Female
<i>Literacy education course</i>						
1390	100970	21854	79116	165914	55663	110251
1391	159603	37296	122307	151385	49595	101790
1392	91417	24056	67361	87343	28968	58375
1393	117258	30372	86886	109983	38697	71286
1394	145689	43125	102564	140448	52925	87523
<i>Transition course</i>						
1391	21182	2231	18951	22826	3782	19044
1392	56167	4362	51805	55026	8138	46888
1393	73401	3213	70188	64338	7452	56886
1394	83741	6434	77307	62829	9257	53572
<i>Stabilization course</i>						
1390	34100	1144	32956	40095	2809	37286
1391	100569	5037	95532	108915	11145	97770
1392	41483	2123	39360	43472	4309	39163
1393	39211	2246	36965	44409	5114	39295
1394	39281	3292	35989	40914	6417	34497

1. The educational system changed to three courses of literacy education, transition and stabilization as of the year 1390.

2. Including data related to nomads covered by Literacy Movement Organization.

Source: Literacy Movement Organization.

17. 20. LEARNERS COMPLETED LITERACY MOVEMENT COURSES⁽¹⁾ BY SEX

Year and Ostan	Total			Literacy education		Transition		Stabilization	
	Both sexes	Male	Female	Male	Female	Male	Female	Male	Female
1390.....	233026	56308	176718	54130	141513	-	-	2178	35205
1391.....	413137	70740	342397	53845	153523	3316	23872	13579	165002
1392.....	218070	38661	179409	28544	72950	5961	51645	4156	54814
1393.....	255463	46302	209161	36120	89737	5599	71367	4583	48057
East Azarbayejan.....	19911	3619	16292	2841	7407	360	3941	418	4944
West Azarbayejan	23548	3009	20539	2099	9040	522	6606	388	4893
Ardebil	5341	424	4917	342	1696	61	1907	21	1314
Esfahan.....	6967	816	6151	694	2181	107	2992	15	978
Alborz	2336	281	2055	269	1323	12	495	0	237
Ilam	3857	585	3272	395	995	107	1210	83	1067
Bushehr	1357	129	1228	103	313	16	860	10	55
Tehran	12897	1741	11156	1355	5944	238	3857	148	1355
Chaharmahal&Bakhtiyari .	1037	170	867	169	476	1	314	0	77
South Khorasan	1848	540	1308	458	424	43	465	39	419
Khorasan-e-Razavi.....	18450	2401	16049	2113	5816	101	4674	187	5559
North Khorasan	5965	1037	4928	883	1552	95	1844	59	1532
Khuzestan	23607	3470	20137	2396	8757	611	6401	463	4979
Zanjan	3123	298	2825	179	643	82	1314	37	868
Semnan.....	578	151	427	151	361	0	64	0	2
Sistan&Baluchestan	27417	11799	15618	9010	8753	1324	2742	1465	4123
Fars	12896	1727	11169	1379	5366	122	2858	226	2945
Qazvin	2885	542	2343	466	866	52	1103	24	374
Qom	3733	429	3304	276	1588	70	1232	83	484
Kordestan	6520	603	5917	426	1670	162	3472	15	775
Kerman	18626	5007	13619	4117	6390	596	5002	294	2227
Kermanshah	6271	923	5348	673	2207	142	2101	108	1040
Kohgiluyeh&Boyerahmad	4346	659	3687	468	1619	71	740	120	1328
Golestan	7681	679	7002	485	3120	138	2388	56	1494
Gilan.....	5950	961	4989	775	2072	116	2022	70	895
Lorestan.....	7712	900	6812	659	2589	176	3619	65	604
Mazandaran.....	6590	760	5830	657	2069	79	3019	24	742
Markazi	2071	343	1728	327	864	6	410	10	454
Hormozgan.....	6751	1361	5390	1073	1846	148	2419	140	1125
Hamedan	2169	302	1867	300	624	2	603	0	640
Yazd	3023	636	2387	582	1166	39	693	15	528

1. The educational system changed to three courses of literacy education, transition and stabilization as of the year 1390
Source: Literacy Movement Organization

**17. 21. FULL-TIME TEACHING STAFF OF UNIVERSITIES AND HIGHER EDUCATION
INSTITUTES⁽¹⁾ BY OSTAN AND SEX**

Academic year and Ostan	Both sexes	Male	Female
1375-76	23882	19160	4722
1380-81	39294	32113	7181
1385-86	49428	39066	10362
1390-91	73794	57757	16037
1391-92	70635	54542	16093
1392-93	72761	55691	17070
1393-94	77924	58936	18988
1394-95	81934	61629	20305
East Azarbayejan.....	4655	3677	978
West Azarbayejan	2025	1619	406
Ardebil	1116	935	181
Esfahan.....	6482	4996	1486
Alborz	1801	1302	499
Ilam	642	520	122
Bushehr	840	645	195
Tehran	18767	13473	5294
Chaharmahal&Bakhtiari	1052	795	257
South Khorasan	998	769	229
Khorasan-e-Razavi.....	4629	3550	1079
North Khorasan	770	569	201
Khuzestan	4098	3045	1053
Zanjan	1499	1128	371
Semnan.....	2173	1667	506
Sistan&Baluchestan	1975	1476	499
Fars	4446	3189	1257
Qazvin	1538	1146	392
Qom	1167	949	218
Kordestan	1115	937	178
Kerman	3106	2151	955
Kermanshah	1458	1149	309
Kohgiluyeh&Boyerahmad	758	627	131
Golestan	1652	1284	368
Gilan.....	2183	1594	589
Lorestan.....	1215	942	273
Mazandaran.....	3759	2917	842
Markazi	1733	1344	389
Hormozgan.....	897	616	281
Hamedan	1752	1342	410
Yazd	1633	1276	357

1. Including Islamic Azad University.

Source: Ministry of Science, Research and Technology.

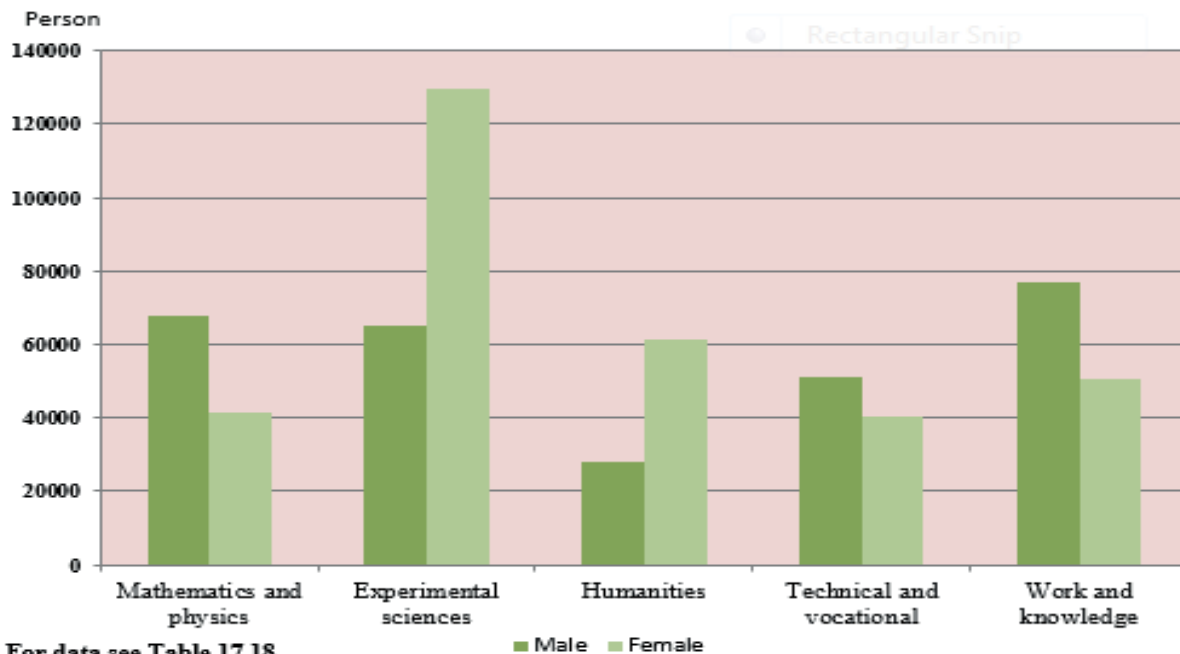
17. 22. FULL-TIME TEACHING STAFF OF UNIVERSITIES AND HIGHER EDUCATION INSTITUTES⁽¹⁾ BY ACADEMIC RANK

Academic year and Ostan	Total	Faculty member					Non-faculty staff
		Full professor	Associate professor	Assistant professor	Lecturer	Assistant lecturer	
1375-76	23882	600	1317	7484	9793	712	3976
1380-81	39294	1424	2016	12023	18545	739	4547
1385-86	49428	1803	3345	17789	22829	799	2863
1390-91	73794	2840	6364	26594	28789	2511	6696
1391-92	70635	3007	6789	28319	29021	1416	2083
1392-93	72761	3281	7304	30678	28897	680	1921
1393-94	77924	4018	8949	34293	28344	525	1795
1394-95	81934	4629	9806	37477	27961	224	1837
East Azarbayejan.....	4655	280	661	1899	1746	1	68
West Azarbayejan	2025	71	205	897	779	2	71
Ardebil	1116	25	152	482	434	3	20
Esfahan.....	6482	364	762	2423	2756	73	104
Alborz	1801	177	248	971	385	1	19
Ilam	642	1	38	280	315	0	8
Bushehr	840	8	37	423	351	2	19
Tehran	18767	2061	3399	9766	3267	19	255
Chaharmahal&Bakhtiari	1052	24	111	441	469	2	5
South Khorasan	998	16	121	415	369	1	76
Khorasan-e-Razavi.....	4629	381	648	1976	1492	3	129
North Khorasan.....	770	11	31	309	384	2	33
Khuzestan	4098	143	312	1534	2089	11	9
Zanjan	1499	34	121	831	491	4	18
Semnan.....	2173	41	200	1082	685	2	163
Sistan&Baluchestan	1975	36	158	737	1022	1	21
Fars	4446	275	462	1942	1668	5	94
Qazvin	1538	44	145	763	567	1	18
Qom	1167	19	112	662	349	0	25
Kordestan	1115	13	91	510	466	9	26
Kerman	3106	137	262	1402	1148	27	130
Kermanshah	1458	38	131	672	573	1	43
Kohgiluyeh&Boyerahmad	758	11	66	343	302	2	34
Golestan	1652	32	136	816	510	0	158
Gilan.....	2183	58	205	936	916	7	61
Lorestan.....	1215	27	78	488	587	17	18
Mazandaran.....	3759	159	404	1633	1473	6	84
Markazi	1733	24	95	849	745	2	18
Hormozgan.....	897	1	37	397	453	3	6
Hamedan	1752	74	186	805	634	2	51
Yazd	1633	44	192	793	536	15	53

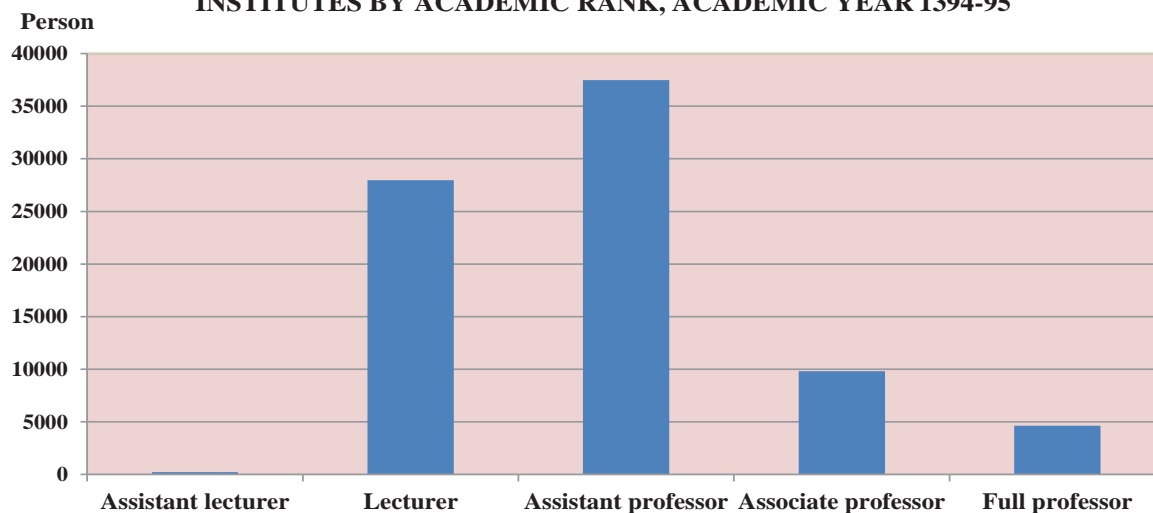
1. Including Islamic Azad University.

Source: Ministry of Science, Research and Technology.

17.3. GRADUATES OF SECOND THREE YEARS OF HIGH SCHOOL (UPPER SECONDARY SCHOOL) BY FIELD OF STUDY AND SEX, ACADEMIC YEAR 1393-94



17.4. FACULTY MEMBERS OF UNIVERSITIES AND HIGHER EDUCATION INSTITUTES BY ACADEMIC RANK, ACADEMIC YEAR 1394-95



(1) Excluding teaching staff of the universities of the Ministry Health and Medical Education

For data see Table 17.22.

17. 23. NEW STUDENTS ENROLED AT HIGHER EDUCATION INSTITUTES⁽¹⁾ BY BROAD FIELD OF STUDY AND SEX

Academic year and broad field of study	All degrees			Associate's			Bachelor's		
	Both sexes	Male	Female	Both sexes	Male	Female	Both sexes	Male	Female
1375-76 ⁽²⁾	306644	173415	133229	61669	36035	25634	223837	122489	101348
1380-81 ⁽²⁾	377682	184751	192931	130884	76169	54715	223003	93164	129839
1385-86 ^(2,3)	487405	201771	285634	81822	45594	36228	367115	134201	232914
1390-91	1194926	615833	579093	310943	192238	118705	701321	327943	373378
1391-92	1176841	654593	522248	359874	246504	113370	622363	305680	316683
1392-93	1155620	640509	515111	314325	215217	99108	620557	309901	310656
1393-94	1184285	669568	514717	316793	216287	100506	577728	296675	281053
1394-95	1174897	675678	499219	313270	215442	97828	561300	294932	266368
Medicine.....	53367	20435	32932	5158	3207	1951	26416	8036	18380
Humanities	548932	283594	265338	132131	81517	50614	266916	123371	143545
Basic sciences	60519	18931	41588	71	12	59	36838	10940	25898
Technical and engineering ..	364138	288155	75983	121854	104698	17156	169980	128801	41179
Agriculture and veterinary ..	45921	22446	23475	5561	4543	1018	22609	9293	13316
Arts.....	102020	42117	59903	48495	21465	27030	38541	14491	24050

Academic year and broad field of study	Master's			Professional doctorate			Speciality doctorate		
	Both sexes	Male	Female	Both sexes	Male	Female	Both sexes	Male	Female
1375-76 ⁽²⁾	13676	10581	3095	5341	2823	2518	2121	1487	634
1380-81 ⁽²⁾	16379	11183	5196	4692	2241	2451	2724	1994	730
1385-86 ^(2,3)	29409	16967	12442	4248	1780	2468	4811	3229	1582
1390-91	162942	85254	77688	8736	4083	4653	10984	6315	4669
1391-92	166338	87498	78840	10975	4792	6183	17291	10119	7172
1392-93	187476	98532	88944	12432	5121	7311	20830	11738	9092
1393-94	250236	135716	114520	10828	4816	6012	28700	16074	12626
1394-95	259053	143061	115992	12720	5994	6726	28554	16249	12305
Medicine.....	5218	1552	3666	11282	5232	6050	5293	2408	2885
Humanities	138433	71771	66662	0	0	0	11452	6935	4517
Basic sciences	20047	6645	13402	0	0	0	3563	1334	2229
Technical and engineering ..	67518	50962	16556	0	0	0	4786	3694	1092
Agriculture and veterinary ..	13524	6295	7229	1438	762	676	2789	1553	1236
Arts.....	14313	5836	8477	0	0	0	671	325	346

1. Including Islamic Azad University.

2. Excluding the Comprehensive University of Applied Science and Technology.

3. Excluding Islamic Azad University.

Source: Ministry of Science, Research and Technology

17. 24. NEW STUDENTS ENROLLED AT HIGHER EDUCATION INSTITUTES BY TYPE OF AFFILIATION TO THE ADMINISTRATIVE ORGANIZATION AND SEX

Academic year and broad field of study	All degrees			Associate's			Bachelor's		
	Both sexes	Male	Female	Both sexes	Male	Female	Both sexes	Male	Female
1375-76 ⁽¹⁾	306644	173415	133229	61669	36035	25634	223837	122489	101348
1380-81 ⁽¹⁾	377682	184751	192931	130884	76169	54715	223003	93164	129839
1385-86 ^(1,2)	487405	201771	285634	81822	45594	36228	367115	134201	232914
1390-91	1194926	615833	579093	310943	192238	118705	701321	327943	373378
1391-92	1176841	654593	522248	359874	246504	113370	622363	305680	316683
1392-93	1155620	640509	515111	314325	215217	99108	620557	309901	310656
1393-94.	1184285	669568	514717	316793	216287	100506	577728	296675	281053
1394-95	1174897	675678	499219	313270	215442	97828	561300	294932	266368
Ministry of Science, Research and Technology ...	179786	85721	94065	1375	858	517	102131	45405	56726
Payam-e-Noor University ...	98450	37576	60874	0	0	0	80510	29004	51506
Comprehensive University of Applied Science and Technology.....	243855	167281	76574	135992	95128	40864	107863	72153	35710
Technical and Vocational University.....	98634	69244	29390	80153	55160	24993	18481	14084	4397
Farhangian(teachers) University.....	8650	4571	4079	83	31	52	8417	4447	3970
Ministry of Health and Medical Education	43794	17683	26111	3001	1841	1160	19879	6828	13051
Other government agencies.	8132	5820	2312	181	103	78	4750	3376	1374
Islamic Azad University.....	405730	242792	162938	75162	53529	21633	171245	96044	75201
Non-governmental and non-profit making higher education institutes.....	87866	44990	42876	17323	8792	8531	48024	23591	24433

17. 24. NEW STUDENTS ENROLLED AT HIGHER EDUCATION INSTITUTES BY TYPE OF AFFILIATION TO THE ADMINISTRATIVE ORGANIZATION AND SEX (continued)

Academic year and broad field of study	Master's			Professional doctorate			Speciality doctorate		
	Both sexes	Male	Female	Both sexes	Male	Female	Both sexes	Male	Female
1375-76 ⁽¹⁾	13676	10581	3095	5341	2823	2518	2121	1487	634
1380-81 ⁽¹⁾	16379	11183	5196	4692	2241	2451	2724	1994	730
1385-86 ^(1,2)	29409	16967	12442	4248	1780	2468	4811	3229	1582
1390-91	162942	85254	77688	8736	4083	4653	10984	6315	4669
1391-92	166338	87498	78840	10975	4792	6183	17291	10119	7172
1392-93	187476	98532	88944	12432	5121	7311	20830	11738	9092
1393-94	250236	135716	114520	10828	4816	6012	28700	16074	12626
1394-95	259053	143061	115992	12720	5994	6726	28554	16249	12305
Ministry of Science, Research and Technology ..	66348	33893	32455	583	316	267	9349	5249	4100
Payam-e-Noor University ..	17638	8416	9222	0	0	0	302	156	146
Comprehensive University of Applied Science and Technology.....	0	0	0	0	0	0	0	0	0
Technical and Vocational University.....	0	0	0	0	0	0	0	0	0
Farhangian (teachers) University.....	150	93	57	0	0	0	0	0	0
Ministry of Health and Medical Education	5427	1714	3713	10247	4887	5360	5240	2413	2827
Other government agencies	3073	2261	812	0	0	0	128	80	48
Islamic Azad University.....	144147	84228	59919	1890	791	1099	13286	8200	5086
Non-governmental and non-profit making higher education institutes.....	22270	12456	9814	0	0	0	249	151	98

1.Excluding the Comprehensive University of Applied Science and Technology.

2.Excluding Islamic Azad University.

Source: Ministry of Science, Research and Technology

17. 25. NEW STUDENTS ENROLLED AT HIGHER EDUCATION INSTITUTES⁽¹⁾ BY SEX AND OSTAN

Academic year and ostan	All degrees			Associate's			Bachelor's		
	Both sexes	Male	Female	Both sexes	Male	Female	Both sexes	Male	Female
1375-76 ⁽²⁾	306644	173415	133229	61669	36035	25634	223837	122489	101348
1380-81 ⁽²⁾	377682	184751	192931	130884	76169	54715	223003	93164	129839
1385-86 ^(2,3)	487405	201771	285634	81822	45594	36228	367115	134201	232914
1390-91	1194926	615833	579093	310943	192238	118705	701321	327943	373378
1391-92	1176841	654593	522248	359874	246504	113370	622363	305680	316683
1392-93	1155620	640509	515111	314325	215217	99108	620557	309901	310656
1393-94	1184285	669568	514717	316793	216287	100506	577728	296675	281053
1394-95	1174897	675678	499219	313270	215442	97828	561300	294932	266368
East Azarbayejan.....	54762	32982	21780	12359	9084	3275	25153	13619	11534
West Azarbayejan	35061	21311	13750	9951	7167	2784	17761	9910	7851
Ardebil	17851	10812	7039	4314	3294	1020	9110	4885	4225
Esfahan.....	75416	41085	34331	19489	12707	6782	36372	18216	18156
Alborz	31792	16924	14868	10176	6229	3947	14829	7189	7640
Ilam	10885	6608	4277	3292	2457	835	5615	3167	2448
Bushehr	19828	13543	6285	6513	5099	1414	9773	6179	3594
Tehran	247278	136088	111190	56557	36112	20445	109195	56866	52329
Chaharmahal&Bakhtiyari ...	12525	7073	5452	4345	2891	1454	5732	2888	2844
South Khorasan	13035	7722	5313	3008	2253	755	7213	3887	3326
Khorasan-e-Razavi.....	74037	40767	33270	20877	13598	7279	37791	19059	18732
North Khorasan	11110	6641	4469	3604	2620	984	6194	3340	2854
Khuzestan.....	58910	35952	22958	17800	13128	4672	29568	15886	13682
Zanjan	16055	9348	6707	3667	2583	1084	7328	4022	3306
Semnan.....	25372	13961	11411	4495	2758	1737	11798	6095	5703
Sistan&Baluchestan	29289	17647	11642	8375	6373	2002	15516	8425	7091
Fars.....	58441	33294	25147	16650	11258	5392	28277	14268	14009
Qazvin	26606	15192	11414	6267	4138	2129	12851	6794	6057
Qom.....	19390	10960	8430	3701	2572	1129	9875	4949	4926
Kordestan	16920	9965	6955	4879	3489	1390	8833	4677	4156
Kerman.....	41547	24078	17469	12744	9173	3571	21939	11335	10604
Kermanshah	23696	14323	9373	7014	5161	1853	11829	6520	5309
Kohgiluyeh&Boyerahmad ..	13918	9103	4815	4157	3078	1079	6465	3793	2672
Golestan	23747	13251	10496	6229	3849	2380	11923	6301	5622
Gilan.....	37051	21093	15958	10901	7875	3026	17570	8763	8807
Lorestan.....	24594	14777	9817	7303	5042	2261	12935	7065	5870
Mazandaran.....	62812	36879	25933	18107	13099	5008	27204	14381	12823
Markazi	25594	15674	9920	6263	4283	1980	11422	6363	5059
Hormozgan.....	21572	12785	8787	8032	5473	2559	9553	5018	4535
Hamedan	21919	12220	9699	5635	3945	1690	11243	5627	5616
Yazd	23884	13620	10264	6566	4654	1912	10433	5445	4988

17. 25. NEW STUDENTS ENROLLED AT HIGHER EDUCATION INSTITUTES⁽¹⁾ BY SEX AND OSTAN (continued)

Academic year and ostan	Master's			Professional doctorate			Speciality doctorate		
	Both sexes	Male	Female	Both sexes	Male	Female	Both sexes	Male	Female
1375-76 ⁽²⁾	13676	10581	3095	5341	2823	2518	2121	1487	634
1380-81 ⁽²⁾	16379	11183	5196	4692	2241	2451	2724	1994	730
1385-86 ^(2,3)	29409	16967	12442	4248	1780	2468	4811	3229	1582
1390-91.....	162942	85254	77688	8736	4083	4653	10984	6315	4669
1391-92.....	166338	87498	78840	10975	4792	6183	17291	10119	7172
1392-93.....	187476	98532	88944	12432	5121	7311	20830	11738	9092
1393-94.....	250236	135716	114520	10828	4816	6012	28700	16074	12626
1394-95.....	259053	143061	115992	12720	5994	6726	28554	16249	12305
East Azarbayejan.....	15175	9143	6032	736	380	356	1339	756	583
West Azarbayejan.....	6497	3741	2756	430	236	194	422	257	165
Ardebil.....	3904	2366	1538	281	123	158	242	144	98
Esfahan.....	16564	8587	7977	770	340	430	2221	1235	986
Alborz.....	5781	2985	2796	233	104	129	773	417	356
Ilam.....	1762	873	889	133	66	67	83	45	38
Bushehr.....	3336	2152	1184	119	54	65	87	59	28
Tehran.....	68386	36055	32331	2052	931	1121	11088	6124	4964
Chaharmahal&Bakhtiari ...	2083	1101	982	214	110	104	151	83	68
South Khorasan.....	2509	1405	1104	167	78	89	138	99	39
Khorasan-e-Razavi.....	13268	7064	6204	661	291	370	1440	755	685
North Khorasan.....	1179	611	568	88	42	46	45	28	17
Khuzestan.....	10012	6080	3932	592	294	298	938	564	374
Zanjan.....	4377	2368	2009	296	148	148	387	227	160
Semnan.....	7992	4509	3483	470	228	242	617	371	246
Sistan&Baluchestan.....	4620	2460	2160	462	213	249	316	176	140
Fars.....	11389	6652	4737	810	383	427	1315	733	582
Qazvin.....	6667	3721	2946	153	72	81	668	467	201
Qom.....	4890	2867	2023	147	60	87	777	512	265
Kordestan.....	2766	1543	1223	230	128	102	212	128	84
Kerman.....	6010	3166	2844	510	234	276	344	170	174
Kermanshah.....	4097	2221	1876	340	163	177	416	258	158
Kohgiluyeh&Boyerahmad ..	2965	2025	940	133	63	70	198	144	54
Golestan.....	4971	2763	2208	214	99	115	410	239	171
Gilan.....	7628	3980	3648	347	148	199	605	327	278
Lorestan.....	3846	2367	1479	242	129	113	268	174	94
Mazandaran.....	15577	8407	7170	769	348	421	1155	644	511
Markazi.....	7217	4606	2611	147	71	76	545	351	194
Hormozgan.....	3394	1951	1443	240	126	114	353	217	136
Hamedan.....	4186	2209	1977	360	180	180	495	259	236
Yazd.....	6005	3083	2922	374	152	222	506	286	220

1.Including Islamic Azad University.

2.Excluding the Comprehensive University of Applied Science and Technology.

3.Excluding Islamic Azad University.

Source: Ministry of Science, Research and Technology

17. 26. STUDENTS OF DIFFERENT EDUCATIONAL COURSES AT HIGHER EDUCATION INSTITUTES⁽¹⁾ BY SEX AND BROAD FIELD OF STUDY

Academic year and broad field of study	All degrees			Associate's			Bachelor's		
	Both sexes	Male	Female	Both sexes	Male	Female	Both sexes	Male	Female
1375-76 ⁽²⁾	579070	369907	209163	85165	58209	26956	418692	257327	161365
1380-81 ⁽²⁾	1566609	798176	768433	346696	197821	148875	1101459	524024	577435
1385-86 ^(2,3)	2828528	1346335	1482193	736775	427705	309070	1910954	816905	1094049
1390-91	4404614	2213205	2191409	1000164	619560	380604	2899120	1328412	1570708
1391-92	4367901	2261262	2106639	927311	629773	297538	2866029	1329221	1536808
1392-93	4685386	2470968	2214418	1043765	711655	332110	2920963	1381615	1539348
1393-94	4802721	2602346	2200375	1096028	751243	344785	2819662	1378072	1441590
1394-95	4348383	2345824	2002559	822345	570116	252229	2558066	1257994	1300072
Medicine	247468	85623	161845	10495	7360	3135	126782	34374	92408
Humanities	2003593	944848	1058745	319657	193143	126514	1230942	517632	713310
Basic sciences	255056	79150	175906	262	63	199	173655	51640	122015
Technical and engineering	1312595	1003774	308821	346078	295658	50420	750372	546207	204165
Agriculture and veterinary	188632	87274	101358	13069	10695	2374	113199	44847	68352
Arts.....	341039	145155	195884	132784	63197	69587	163116	63294	99822

Academic year and broad field of study	Master's			Professional doctorate			Speciality doctorate		
	Both sexes	Male	Female	Both sexes	Male	Female	Both sexes	Male	Female
1375-76 ⁽²⁾	26832	22061	4771	39837	26533	13304	8544	5777	2767
1380-81 ⁽²⁾	60455	42369	18086	44876	23946	20930	13123	10016	3107
1385-86 ^(2,3)	117876	68344	49532	40907	18690	22217	22016	14691	7325
1390-91	405042	213461	191581	52973	22464	30509	47315	29308	18007
1391-92	454978	241325	213653	60900	25813	35087	58683	35130	23553
1392-93	580000	306108	273892	67221	28227	38994	73437	43363	30074
1393-94	720806	387802	333004	71914	30478	41436	94311	54751	39560
1394-95	774766	417228	357538	78015	33816	44199	115191	66670	48521
Medicine.....	19190	6007	13183	69108	28051	41057	21893	9831	12062
Humanities	410990	207748	203242	0	0	0	42004	26325	15679
Basic sciences	63916	20350	43566	0	0	0	17223	7097	10126
Technical and engineering	196098	146490	49608	0	0	0	20047	15419	4628
Agriculture and veterinary	41459	19054	22405	8907	5765	3142	11998	6913	5085
Arts.....	43113	17579	25534	0	0	0	2026	1085	941

1.Including Islamic Azad University.

2.Excluding the Comprehensive University of Applied Science and Technology.

3.Excluding Islamic Azad University.

Source: Ministry of Science, Research and Technology.

17.27. STUDENTS OF DIFFERENT EDUCATIONAL COURSES AT HIGHER EDUCATION INSTITUTES BY TYPE OF THE AFFILIATION TO THE GOVERNMENT AGENCIES AND SEX

Academic year and broad field of study	All degrees			Associate's			Bachelor's		
	Both sexes	Male	Female	Both sexes	Male	Female	Both sexes	Male	Female
1375-76 ⁽¹⁾	579070	369907	209163	85165	58209	26956	418692	257327	161365
1380-81 ⁽¹⁾	1566609	798176	768433	346696	197821	148875	1101459	524024	577435
1385-86 ^(1,2)	2828528	1346335	1482193	736775	427705	309070	1910954	816905	1094049
1390-91	4404614	2213205	2191409	1000164	619560	380604	2899120	1328412	1570708
1391-92	4367901	2261262	2106639	927311	629773	297538	2866029	1329221	1536808
1392-93	4685386	2470968	2214418	1043765	711655	332110	2920963	1381615	1539348
1393-94	4802721	2602346	2200375	1096028	751243	344785	2819662	1378072	1441590
1394-95	4348383	2345824	2002559	822345	570116	252229	2558066	1257994	1300072
Ministry of Science, Research and Technology ...	698379	335963	362416	3841	2313	1528	428525	194376	234149
Payam-e-Noor University ...	679062	237922	441140	0	0	0	631089	216543	414546
Comprehensive University of Applied Science and Technology.....	484866	325320	159546	267069	182887	84182	217458	142169	75289
Technical and Vocational University.....	201665	140851	60814	167977	115476	52501	33688	25375	8313
Farhangian (teachers) University.....	70428	37759	32669	571	233	338	69669	37419	32250
Ministry of Health and Medical Education	189404	72537	116867	6063	4848	1215	82039	25958	56081
Other government agencies.	26602	18664	7938	592	401	191	15893	11168	4725
Islamic Azad University.....	1621809	976420	645389	296070	217899	78171	831635	477080	354555
Non-governmental and non-profit making higher education institutes.....	376168	200388	175780	80162	46059	34103	248070	127906	120164

17. 27. STUDENTS OF DIFFERENT EDUCATIONAL COURSES AT HIGHER EDUCATION INSTITUTES BY TYPE OF THE AFFILIATION TO THE GOVERNMENT AGENCIES AND SEX (continued)

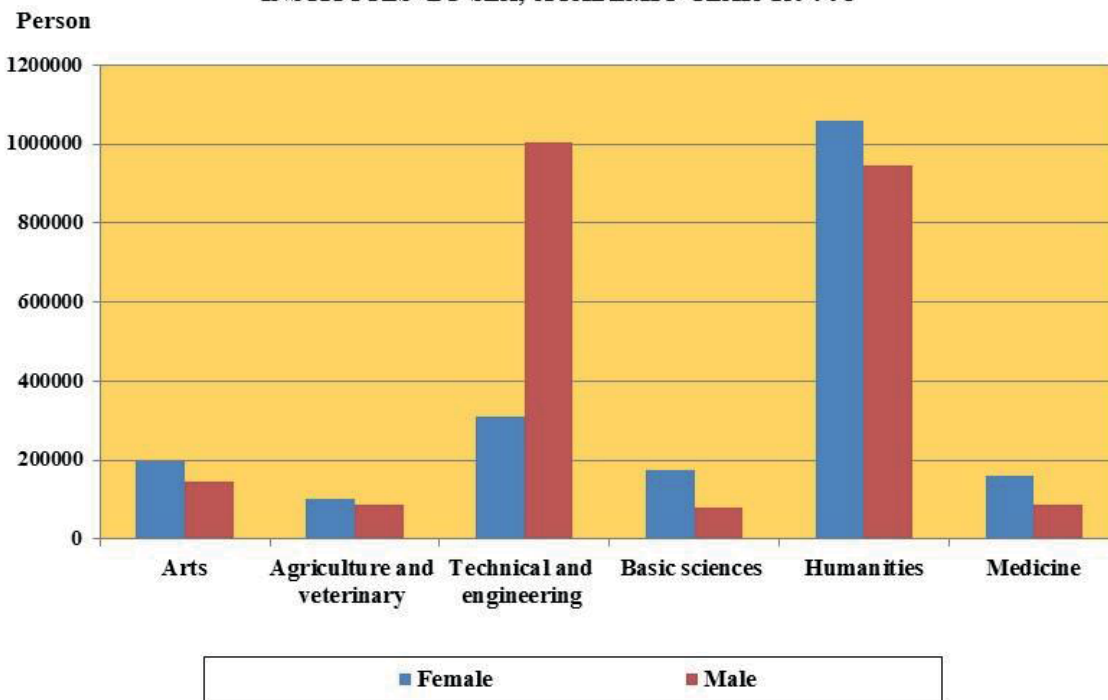
Academic year and broad field of study	Master's			Professional doctorate			Speciality doctorate		
	Both sexes	Male	Female	Both sexes	Male	Female	Both sexes	Male	Female
1375-76 ⁽¹⁾	26832	22061	4771	39837	26533	13304	8544	5777	2767
1380-81 ⁽¹⁾	60455	42369	18086	44876	23946	20930	13123	10016	3107
1385-86 ^(1,2)	117876	68344	49532	40907	18690	22217	22016	14691	7325
1390-91	405042	213461	191581	52973	22464	30509	47315	29308	18007
1391-92	454978	241325	213653	60900	25813	35087	58683	35130	23553
1392-93	580000	306108	273892	67221	28227	38994	73437	43363	30074
1393-94	720806	387802	333004	71914	30478	41436	94311	54751	39560
1394-95	774766	417228	357538	78015	33816	44199	115191	66670	48521
Ministry of Science, Research and Technology ..	206092	103097	102995	3883	1977	1906	56038	34200	21838
Payam-e-Noor University ..	46465	20494	25971	0	0	0	1508	885	623
Comprehensive University of Applied Science and Technology.....	339	264	75	0	0	0	0	0	0
Technical and Vocational University.....	0	0	0	0	0	0	0	0	0
Farhangian (teachers) University.....	188	107	81	0	0	0	0	0	0
Ministry of Health and Medical Education	20466	6626	13840	58570	25023	33547	22266	10082	12184
Other government agencies	9057	6306	2751	0	0	0	1060	789	271
Islamic Azad University.....	446293	255475	190818	15562	6816	8746	32249	19150	13099
Non-governmental and non-profit making higher education institutes.....	45866	24859	21007	0	0	0	2070	1564	506

1. Excluding the Comprehensive University of Applied Science and Technology.

2. Excluding Islamic Azad University.

Source: Ministry of Science, Research and Technology

17. 5. STUDENTS OF DIFFERENT EDUCATIONAL COURSES AT HIGHER EDUCATION INSTITUTES BY SEX, ACADEMIC YEAR 1394-95



For data see Table 17.26.

17. 28. STUDENTS OF DIFFERENT EDUCATIONAL COURSES AT HIGHER EDUCATION INSTITUTES⁽¹⁾ BY SEX AND OSTAN

Academic year and Ostan	All degrees			Associate's			Bachelor's		
	Both sexes	Male	Female	Both sexes	Male	Female	Both sexes	Male	Female
1375-76 ^(2,3)	579070	369907	209163	85165	58209	26956	418692	257327	161365
1380-81 ⁽²⁾	1566609	798176	768433	346696	197821	148875	1101459	524024	577435
1385-86.....	2828528	1346335	1482193	736775	427705	309070	1910954	816905	1094049
1390-91.....	4404614	2213205	2191409	1000164	619560	380604	2899120	1328412	1570708
1391-92.....	4367901	2261262	2106639	927311	629773	297538	2866029	1329221	1536808
1392-93.....	4685386	2470968	2214418	1043765	711655	332110	2920963	1381615	1539348
1393-94.....	4802721	2602346	2200375	1096028	751243	344785	2819662	1378072	1441590
1394-95.....	4348383	2345824	2002559	822345	570116	252229	2558066	1257994	1300072
East Azarbayejan.....	207991	120977	87014	34947	26175	8772	119048	62884	56164
West Azarbayejan.....	128856	73800	55056	27265	19505	7760	81041	42496	38545
Ardebil.....	62979	35825	27154	11334	8670	2664	40180	20655	19525
Esfahan.....	298856	152011	146845	51136	33487	17649	181657	84596	97061
Alborz.....	115091	55481	59610	23456	14356	9100	66312	28357	37955
Ilam.....	39701	21619	18082	7921	5904	2017	25403	12507	12896
Bushehr.....	66035	40831	25204	16408	12578	3830	39580	22178	17402
Tehran.....	872964	450559	422405	141105	89385	51720	458667	220653	238014
Chaharmahal&Bakhtiyari ...	46229	23771	22458	9873	6641	3232	28472	13138	15334
South Khorasan.....	45478	25068	20410	7753	5794	1959	29243	14610	14633
Khorasan-e-Razavi.....	269630	141231	128399	53299	35560	17739	164679	79383	85296
North Khorasan.....	41034	22482	18552	9916	7249	2667	26992	13202	13790
Khuzestan.....	244757	139700	105057	55557	41591	13966	153385	77862	75523
Zanjan.....	60258	33177	27081	9571	6869	2702	36132	18742	17390
Semnan.....	98807	53501	45306	13098	8667	4431	56952	28706	28246
Sistan&Baluchestan.....	101822	57239	44583	19733	15121	4612	66324	33892	32432
Fars.....	233047	122776	110271	47079	31994	15085	143603	67910	75693
Qazvin.....	107337	59078	48259	22072	14647	7425	63967	32909	31058
Qom.....	71784	38850	32934	9032	6214	2818	42047	20289	21758
Kordestan.....	62916	35505	27411	12354	8896	3458	40639	20973	19666
Kerman.....	156887	81923	74964	31697	22670	9027	93011	43022	49989
Kermanshah.....	92457	51757	40700	18655	13788	4867	59130	30033	29097
Kohgiluyeh&Boyerahmad ..	49743	30577	19166	10885	8250	2635	30180	16671	13509
Golestan.....	82499	44342	38157	16876	11299	5577	50236	24708	25528
Gilan.....	131858	70663	61195	30517	21974	8543	77203	36363	40840
Lorestan.....	92204	51103	41101	17970	12878	5092	61115	30474	30641
Mazandaran.....	222033	120934	101099	45236	31918	13318	126987	62794	64193
Markazi.....	95208	55723	39485	17175	12300	4875	54873	29129	25744
Hormozgan.....	77659	42751	34908	20475	14403	6072	41137	19577	21560
Hamedan.....	88427	47074	41353	15380	10839	4541	56519	27558	28961
Yazd.....	83836	45496	38340	14570	10494	4076	43352	21723	21629

17. 28. STUDENTS OF DIFFERENT EDUCATIONAL COURSES AT HIGHER EDUCATION INSTITUTES BY SEX AND OSTAN (continued)

Academic year and Ostan	Master's			Professional doctorate			Speciality doctorate		
	Both sexes	Male	Female	Both sexes	Male	Female	Both sexes	Male	Female
1375-76 ^(2,3)	26832	22061	4771	39837	26533	13304	8544	5777	2767
1380-81 ⁽²⁾	60455	42369	18086	44876	23946	20930	13123	10016	3107
1385-86	117876	68344	49532	40907	18690	22217	22016	14691	7325
1390-91	405042	213461	191581	52973	22464	30509	47315	29308	18007
1391-92	454978	241325	213653	60900	25813	35087	58683	35130	23553
1392-93	580000	306108	273892	67221	28227	38994	73437	43363	30074
1393-94	720806	387802	333004	71914	30478	41436	94311	54751	39560
1394-95	774766	417228	357538	78015	33816	44199	115191	66670	48521
East Azarbayejan.....	43799	26305	17494	4695	2450	2245	5502	3163	2339
West Azarbayejan	16468	9375	7093	2271	1259	1012	1811	1165	646
Ardebil	9249	5445	3804	1371	553	818	845	502	343
Esfahan.....	51499	26514	24985	5056	2046	3010	9508	5368	4140
Alborz	20148	9723	10425	968	595	373	4207	2450	1757
Ilam	5603	2841	2762	493	227	266	281	140	141
Bushehr	9163	5670	3493	592	243	349	292	162	130
Tehran	209616	107181	102435	16193	6013	10180	47383	27327	20056
Chaharmahal&Bakhtiyari ...	5974	2888	3086	1349	775	574	561	329	232
South Khorasan	7155	3981	3174	780	322	458	547	361	186
Khorasan-e-Razavi.....	40031	20568	19463	4183	1640	2543	7438	4080	3358
North Khorasan	3688	1839	1849	346	143	203	92	49	43
Khuzestan.....	28809	16799	12010	3514	1488	2026	3492	1960	1532
Zanjan	11942	6301	5641	1348	585	763	1265	680	585
Semnan.....	23593	13235	10358	2770	1395	1375	2394	1498	896
Sistan&Baluchestan	11812	6361	5451	2660	1123	1537	1293	742	551
Fars.....	31843	17661	14182	5505	2399	3106	5017	2812	2205
Qazvin	19086	10274	8812	814	349	465	1398	899	499
Qom.....	17013	9856	7157	791	398	393	2901	2093	808
Kordestan	7989	4452	3537	1282	788	494	652	396	256
Kerman.....	26796	13828	12968	3310	1334	1976	2073	1069	1004
Kermanshah	11368	6194	5174	1891	884	1007	1413	858	555
Kohgiluyeh&Boyerahmad ..	7614	5072	2542	540	237	303	524	347	177
Golestan	13171	7164	6007	969	426	543	1247	745	502
Gilan.....	20363	10470	9893	1884	801	1083	1891	1055	836
Lorestan.....	11057	6666	4391	1157	542	615	905	543	362
Mazandaran.....	40814	21706	19108	4991	2204	2787	4005	2312	1693
Markazi	20936	13092	7844	804	352	452	1420	850	570
Hormozgan.....	13201	7301	5900	1475	651	824	1371	819	552
Hamedan	13171	7016	6155	1568	695	873	1789	966	823
Yazd	21795	11450	10345	2445	899	1546	1674	930	744

1. Including Islamic Azad University.

2. Excluding the Comprehensive University of Applied Science and Technology.

3. Excluding Islamic Azad University.

Source: Ministry of Science, Research and Technology

17. 29. GRADUATES OF DIFFERENT EDUCATIONAL COURSES AT HIGHER EDUCATION INSTITUTES ⁽¹⁾ BY BROAD FIELD OF STUDY AND SEX

Academic year and broad field of study	All degrees			Associate's			Bachelor's		
	Both sexes	Male	Female	Both sexes	Male	Female	Both sexes	Male	Female
1374-75 ⁽²⁾	83385	56447	26938	21582	15336	6246	49296	31936	17360
1379-80 ^(2,3)	130411	72633	57778	38314	22937	15377	78251	39640	38611
1384-85	340246	168947	171299	142459	77262	65197	173689	76577	97112
1389-90 ⁽⁴⁾	570730	281468	219621	204871	92791	48006	312112	158603	147942
1390-91	716096	389343	326753	197081	124915	72166	453216	227658	225558
1391-92	718801	394774	324027	226617	143618	82999	404421	205880	198541
1392-93	738260	413289	324971	183541	120252	63289	445125	233600	211525
1393-94	859697	505731	353966	246044	166542	79502	479961	263882	216079
Medicine	34941	12418	22523	3385	2468	917	20304	5495	14809
Humanities	397209	209767	187442	107392	64724	42668	219787	105866	113921
Basic sciences	38273	12454	25819	432	178	254	24973	7530	17443
Technical and engineering	295013	228856	66157	97318	81626	15692	169794	126339	43455
Agriculture and veterinary	35058	18491	16567	4392	3487	905	21755	10074	11681
Arts.....	59203	23745	35458	33125	14059	19066	23348	8578	14770

Academic year and broad field of study	Master's			Professional doctorate			Speciality doctorate		
	Both sexes	Male	Female	Both sexes	Male	Female	Both sexes	Male	Female
1374-75 ⁽²⁾	4891	4019	872	6184	4281	1903	1432	875	557
1379-80 ^(2,3)	7647	5943	1704	4478	2867	1611	1721	1246	475
1384-85	16542	10769	5773	4845	2452	2393	2711	1887	824
1389-90 ⁽⁴⁾	46151	25898	20253	3584	1486	2098	4012	2690	1322
1390-91	56604	31727	24877	4000	1650	2350	5195	3393	1802
1391-92	75577	38818	36759	5344	2228	3116	6842	4230	2612
1392-93	97293	53023	44270	4899	2026	2873	7402	4388	3014
1393-94	120939	68906	52033	5222	2150	3072	7531	4251	3280
Medicine.....	3225	1035	2190	4793	1914	2879	3234	1506	1728
Humanities	68542	38141	30401	0	0	0	1488	1036	452
Basic sciences	11748	4228	7520	0	0	0	1120	518	602
Technical and engineering	26909	20112	6797	0	0	0	992	779	213
Agriculture and veterinary	7882	4328	3554	429	236	193	600	366	234
Arts.....	2633	1062	1571	0	0	0	97	46	51

1. Including Islamic Azad University.

2. Excluding Islamic Azad University.

3. Excluding the Comprehensive University of Applied Science and Technology.

4. Statistics of the Comprehensive University of Applied Science and Technology are not presented by gender and are presented in the total.

Source: Ministry of Science, Research and Technology

17. 30. GRADUATES OF DIFFERENT EDUCATIONAL COURSES AT HIGHER EDUCATION INSTITUTES BY TYPE OF THE AFFILIATION TO THE GOVERNMENT AGENCIES AND SEX

Academic year and broad field of study	All degrees			Associate's			Bachelor's		
	Both sexes	Male	Female	Both sexes	Male	Female	Both sexes	Male	Female
1374-75 ⁽¹⁾	83385	56447	26938	21582	15336	6246	49296	31936	17360
1379-80 ^(1,2)	130411	72633	57778	38314	22937	15377	78251	39640	38611
1384-85	340246	168947	171299	142459	77262	65197	173689	76577	97112
1389-90 ⁽³⁾	570730	281468	219621	204871	92791	48006	312112	158603	147942
1390-91	716096	389343	326753	197081	124915	72166	453216	227658	225558
1391-92	718801	394774	324027	226617	143618	82999	404421	205880	198541
1392-93	738260	413289	324971	183541	120252	63289	445125	233600	211525
1393-94	859697	505731	353966	246044	166542	79502	479961	263882	216079
Ministry of Science, Research and Technology ...	101976	50497	51479	1000	559	441	57836	27020	30816
Payam-e-Noor University ... Comprehensive University of Applied Science and Technology.....	81819	31377	50442	0	0	0	74100	27575	46525
Technical and Vocational University.....	215760	139897	75863	118927	79870	39057	96822	60016	36806
Farhangian (teachers) University.....	43018	28555	14463	38507	25158	13349	4511	3397	1114
Ministry of Health and Medical Education	6204	3206	2998	238	82	156	5966	3124	2842
Other government agencies..	32235	11560	20675	1387	1334	53	19462	5653	13809
Islamic Azad University.....	2852	2222	630	80	51	29	2262	1831	431
Non-governmental and non-profit making higher education institutes.....	292958	190308	102650	59885	43928	15957	165698	104646	61052
	82875	48109	34766	26020	15560	10460	53304	30620	22684

17.30. GRADUATES OF DIFFERENT EDUCATIONAL COURSES AT HIGHER EDUCATION INSTITUTES BY TYPE OF THE AFFILIATION TO THE GOVERNMENT AGENCIES AND SEX (continued)

Academic year and broad field of study	Master's			Professional doctorate			Speciality doctorate		
	Both sexes	Male	Female	Both sexes	Male	Female	Both sexes	Male	Female
1374-75 ⁽¹⁾	4891	4019	872	6184	4281	1903	1432	875	557
1379-80 ^(1,2)	7647	5943	1704	4478	2867	1611	1721	1246	475
1384-85	16542	10769	5773	4845	2452	2393	2711	1887	824
1389-90 ⁽³⁾	46151	25898	20253	3584	1486	2098	4012	2690	1322
1390-91	56604	31727	24877	4000	1650	2350	5195	3393	1802
1391-92	75577	38818	36759	5344	2228	3116	6842	4230	2612
1392-93	97293	53023	44270	4899	2026	2873	7402	4388	3014
1393-94	120939	68906	52033	5222	2150	3072	7531	4251	3280
Ministry of Science, Research and Technology ..	39560	20711	18849	353	133	220	3227	2074	1153
Payam-e-Noor University ..	7684	3782	3902	0	0	0	35	20	15
Comprehensive University of Applied Science and Technology.....	11	11	0	0	0	0	0	0	0
Technical and Vocational University.....	0	0	0	0	0	0	0	0	0
Farhangian (teachers) University.....	0	0	0	0	0	0	0	0	0
Ministry of Health and Medical Education	3489	1165	2324	4648	1876	2772	3249	1532	1717
Other government agencies	484	316	168	0	0	0	26	24	2
Islamic Azad University.....	66208	41032	25176	221	141	80	946	561	385
Non-governmental and non-profit making higher education institutes.....	3503	1889	1614	0	0	0	48	40	8

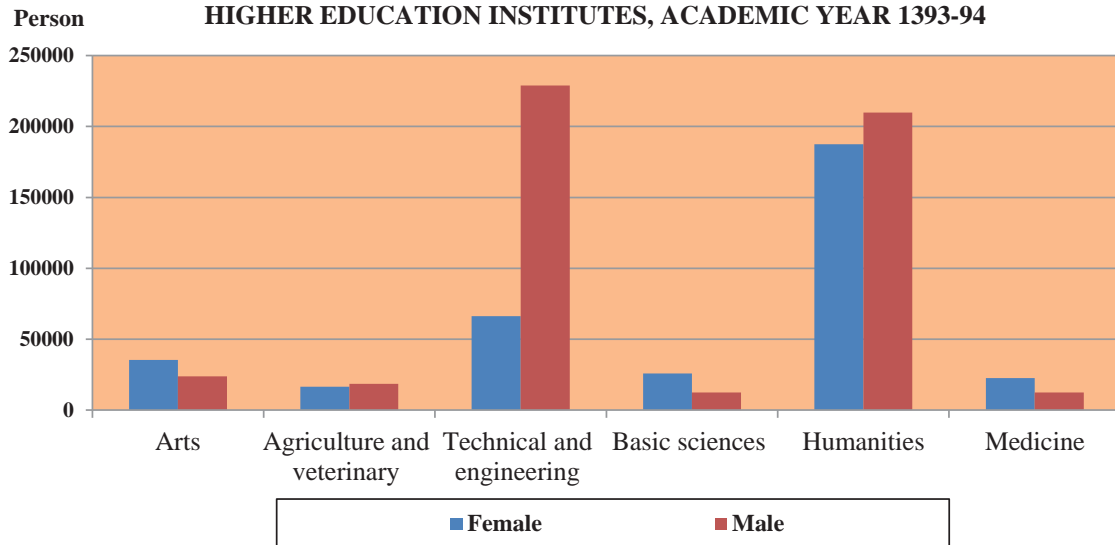
1.Excluding Islamic Azad University.

2.Excluding the Comprehensive University of Applied Science and Technology.

3.Statistics of the Comprehensive University of Applied Science and Technology are not presented by gender and are presented in the total

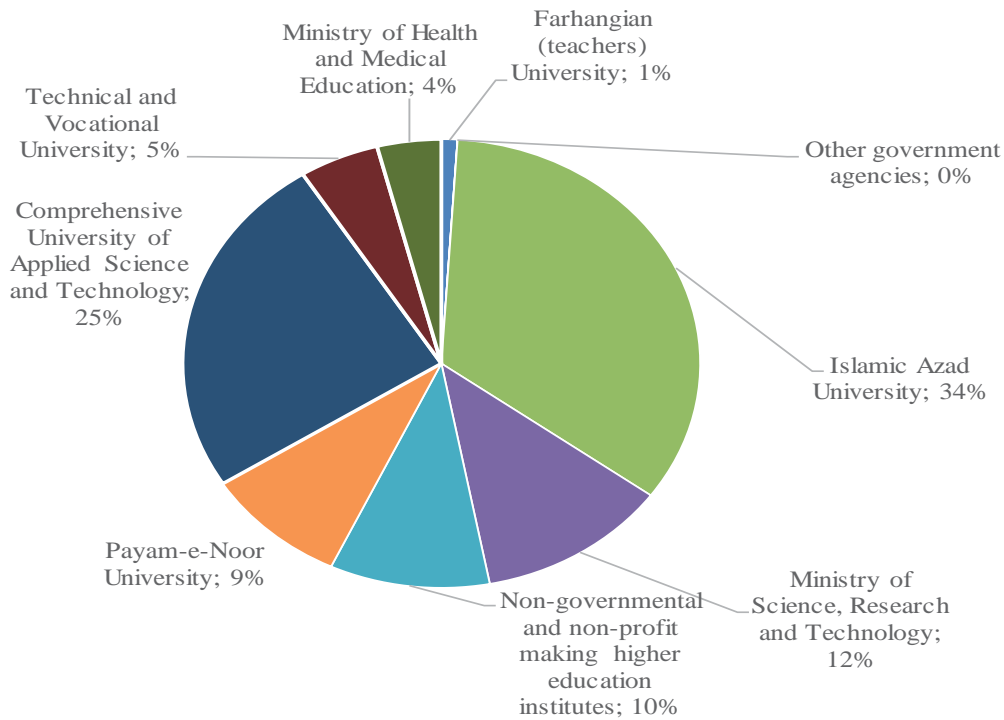
Source: Ministry of Science, Research and Technology

17. 6. GRADUATES OF DIFFERENT EDUCATIONAL COURSES AT HIGHER EDUCATION INSTITUTES, ACADEMIC YEAR 1393-94



For data see Table 17.29.

17. 7. GRADUATES OF DIFFERENT EDUCATIONAL COURSES AT HIGHER EDUCATION INSTITUTES BY TYPE OF THE AFFILIATION TO THE GOVERNMENT AGENCIES, ACADEMIC YEAR 1393-94



For data see Table 17.30.

17. 31. GRADUATES OF DIFFERENT EDUCATIONAL COURSES AT HIGHER EDUCATION INSTITUTES ⁽¹⁾ BY OSTAN AND SEX

Academic year and ostan	All degrees			Associate's			Bachelor's		
	Both sexes	Male	Female	Both sexes	Male	Female	Both sexes	Male	Female
1374-75 ⁽²⁾	83385	56447	26938	21582	15336	6246	49296	31936	17360
1379-80 ^(2,3)	130411	72633	57778	38314	22937	15377	78251	39640	38611
1384-85	340246	168947	171299	142459	77262	65197	173689	76577	97112
1389-90 ⁽⁴⁾	570730	281468	219621	204871	92791	48006	312112	158603	147942
1390-91	716096	389343	326753	197081	124915	72166	453216	227658	225558
1391-92	718801	394774	324027	226617	143618	82999	404421	205880	198541
1392-93	738260	413289	324971	183541	120252	63289	445125	233600	211525
1393-94.....	859697	505731	353966	246044	166542	79502	479961	263882	216079
East Azarbayejan.....	41735	26076	15659	9884	7450	2434	24129	13874	10255
West Azarbayejan	24178	14673	9505	7399	5295	2104	13945	7712	6233
Ardebil	13051	8187	4864	3892	2973	919	7867	4505	3362
Esfahan.....	54029	32002	22027	15400	10176	5224	31200	17634	13566
Alborz	15795	8841	6954	5937	3664	2273	8577	4458	4119
Illam	9421	5701	3720	3174	2368	806	5974	3207	2767
Bushehr	16685	12011	4674	6837	5461	1376	8861	5951	2910
Tehran	195987	108529	87458	50972	31224	19748	94675	49267	45408
Chaharmahal&Bakhtiari ...	10345	5657	4688	2974	2007	967	6182	3113	3069
South Khorasan.....	8083	4984	3099	2447	1803	644	4907	2794	2113
Khorasan-e-Razavi.....	49872	28414	21458	15483	9914	5569	28226	15301	12925
North Khorasan	8951	5321	3630	3425	2420	1005	5162	2711	2451
Khuzestan.....	44811	28029	16782	13065	9648	3417	27832	16134	11698
Zanjan	13523	8408	5115	3551	2500	1051	7624	4493	3131
Semnan.....	16690	9979	6711	3623	2623	1000	9284	5158	4126
Sistan&Baluchestan	16738	9200	7538	3991	2827	1164	10904	5426	5478
Fars.....	41110	23519	17591	11418	7464	3954	25282	13710	11572
Qazvin	24870	14553	10317	7671	4894	2777	14069	7909	6160
Qom.....	13071	7930	5141	3504	2245	1259	6292	3608	2684
Kordestan	10340	6061	4279	3358	2161	1197	6119	3376	2743
Kerman.....	26151	14554	11597	7114	4827	2287	15664	8037	7627
Kermanshah	16911	10729	6182	6091	4520	1571	9735	5604	4131
Kohgiluyeh&Boyerahmad ..	8794	5850	2944	2986	2257	729	5404	3373	2031
Golestan	15867	9494	6373	4749	3362	1387	9065	4885	4180
Gilan.....	28528	16590	11938	8630	5793	2837	15866	8640	7226
Lorestan.....	18474	11748	6726	6245	4426	1819	10536	6284	4252
Mazandaran.....	48842	28442	20400	13204	9238	3966	28823	15477	13346
Markazi	21219	13936	7283	5628	3948	1680	12363	7806	4557
Hormozgan.....	14520	8590	5930	5665	3761	1904	7393	3919	3474
Hamedan	16378	9126	7252	3997	2613	1384	9962	5159	4803
Yazd	14728	8597	6131	3730	2680	1050	8039	4357	3682

17. 31. GRADUATES OF DIFFERENT EDUCATIONAL COURSES AT HIGHER EDUCATION INSTITUTES ⁽¹⁾ BY OSTAN AND SEX (continued)

Academic year and ostan	Master's			Professional doctorate			Speciality doctorate		
	Both sexes	Male	Female	Both sexes	Male	Female	Both sexes	Male	Female
1374-75 ⁽²⁾	4891	4019	872	6184	4281	1903	1432	875	557
1379-80 ^(2,3)	7647	5943	1704	4478	2867	1611	1721	1246	475
1384-85.....	16542	10769	5773	4845	2452	2393	2711	1887	824
1389-90 ⁽⁴⁾	46151	25898	20253	3584	1486	2098	4012	2690	1322
1390-91.....	56604	31727	24877	4000	1650	2350	5195	3393	1802
1391-92.....	75577	38818	36759	5344	2228	3116	6842	4230	2612
1392-93.....	97293	53023	44270	4899	2026	2873	7402	4388	3014
1393-94.....	120939	68906	52033	5222	2150	3072	7531	4251	3280
East Azarbayejan.....	7045	4395	2650	348	158	190	329	199	130
West Azarbayejan.....	2650	1559	1091	113	61	52	71	46	25
Ardebil.....	1222	682	540	46	19	27	24	8	16
Esfahan.....	6464	3725	2739	361	155	206	604	312	292
Alborz.....	1215	672	543	25	25	0	41	22	19
Ilam.....	247	113	134	25	12	13	1	1	0
Bushehr.....	938	574	364	46	23	23	3	2	1
Tehran.....	44931	25221	19710	1299	466	833	4110	2351	1759
Chaharmahal&Bakhtiari ...	953	430	523	179	80	99	57	27	30
South Khorasan.....	662	353	309	55	25	30	12	9	3
Khorasan-e-Razavi.....	5528	2857	2671	258	97	161	377	245	132
North Khorasan.....	364	190	174	0	0	0	0	0	0
Khuzestan.....	3463	2041	1422	218	73	145	233	133	100
Zanjan.....	2223	1360	863	59	20	39	66	35	31
Semnan.....	3641	2115	1526	78	38	40	64	45	19
Sistan&Baluchestan.....	1564	826	738	198	77	121	81	44	37
Fars.....	3520	1959	1561	552	216	336	338	170	168
Qazvin.....	2885	1631	1254	101	39	62	144	80	64
Qom.....	3160	1988	1172	20	9	11	95	80	15
Kordestan.....	847	509	338	14	14	0	2	1	1
Kerman.....	2942	1501	1441	279	113	166	152	76	76
Kermanshah.....	866	491	375	124	60	64	95	54	41
Kohgiluyeh&Boyerahmad ..	362	201	161	36	18	18	6	1	5
Golestan.....	1933	1186	747	48	22	26	72	39	33
Gilan.....	3787	2047	1740	137	52	85	108	58	50
Lorestan.....	1648	1019	629	44	19	25	1	0	1
Mazandaran.....	6477	3554	2923	192	98	94	146	75	71
Markazi.....	3109	2121	988	56	23	33	63	38	25
Hormozgan.....	1356	869	487	78	28	50	28	13	15
Hamedan.....	2168	1240	928	117	50	67	134	64	70
Yazd.....	2769	1477	1292	116	60	56	74	23	51

1. Including Islamic Azad University.

2. Academic years of 1374-75 and 1379-80, excluding Islamic Azad University.

3. Academic years of 1379-80, excluding Comprehensive University of Applied Science and Technology.

4. In the academic years of 1389-90 and 1390-91, statistics presented by the Comprehensive University of Applied Science and Technology are not presented by gender, however, they are presented in total.

Source: Ministry of Science, Research and Technology

17.32. PERMANENT CENTRES OF TECHNICAL AND VOCATIONAL TRAINING ORGANIZATION

Year and Ostan	Both sexes ⁽¹⁾	Only men	Only women
1375.....	140	109	31
1380.....	474	236	197
1385.....	541	227	160
1390.....	595	295	156
1391.....	635	381	145
1392.....	673	374	159
1393.....	719	427	247
1394.....	698	239	169
East Azarbayejan.....	32	8	8
West Azarbayejan.....	21	6	5
Ardebil.....	25	7	5
Esfahan.....	54	16	10
Alborz.....	6	2	1
Ilam.....	14	2	5
Bushehr.....	15	4	3
Tehran.....	27	14	5
Chaharmahal&Bakhtiari.....	19	3	6
South Khorasan.....	16	9	3
Khorasan-e-Razavi.....	50	29	14
North Khorasan.....	9	4	1
Khuzestan.....	54	10	18
Zanjan.....	12	1	3
Semnan.....	15	5	6
Sistan&Baluchestan.....	25	10	10
Fars.....	49	23	15
Qazvin.....	13	5	4
Qom.....	8	4	2
Kordestan.....	12	10	1
Kerman.....	28	12	2
Kermanshah.....	28	2	3
Kohgiluyeh&Boyerahmad.....	11	3	3
Golestan.....	24	8	6
Gilan.....	21	0	2
Lorestan.....	18	11	6
Mazandaran.....	21	6	1
Markazi.....	21	9	10
Hormozgan.....	14	2	1
Hamedan.....	20	11	7
Yazd.....	16	3	3

1. Difference between the total and sum of parts is due to the permanent centres used for both sexes and is included in the total only.

Sources: Ministry of Cooperatives, Labour, and Social Welfare
Technical and Vocational Training Organization

17.33. PERMANENT AND CONTRACTUAL INSTRUCTORS IN THE PERMANENT CENTRES OF TECHNICAL AND VOCATIONAL TRAINING ORGANIZATION

Year and Ostan	Both sexes	Male	Female
1375.....	1328	1297	31
1380.....	1768	1602	166
1385.....	1549	1458	91
1390.....	1981	1789	192
1391.....	1938	1775	163
1392.....	2163	1946	217
1393.....	2063	1854	209
1394.....	2129	1949	180
East Azarbayejan.....	113	107	6
West Azarbayejan.....	80	71	9
Ardebil.....	40	39	1
Esfahan.....	136	133	3
Alborz.....	80	78	2
Ilam.....	61	48	13
Bushehr.....	39	35	4
Tehran.....	146	130	16
Chaharmahal&Bakhtiari.....	67	59	8
South Khorasan.....	44	38	6
Khorasan-e-Razavi.....	133	122	11
North Khorasan.....	24	21	3
Khuzestan.....	127	114	13
Zanjan.....	28	26	2
Semnan.....	53	47	6
Sistan&Baluchestan.....	28	25	3
Fars.....	128	123	5
Qazvin.....	22	21	1
Qom.....	20	19	1
Kordestan.....	30	29	1
Kerman.....	87	77	10
Kermanshah.....	32	29	3
Kohgiluyeh&Boyerahmad.....	40	38	2
Golestan.....	53	49	4
Gilan.....	129	119	10
Lorestan.....	64	59	5
Mazandaran.....	140	133	7
Markazi.....	59	47	12
Hormozgan.....	20	16	4
Hamedan.....	41	37	4
Yazd.....	65	60	5

Sources: Ministry of Cooperatives, Labour, and Social Welfare
Technical and Vocational Training Organization

17.34. PERSONS COMPLETED COURSES IN PERMANENT CENTRES OF TECHNICAL AND VOCATIONAL TRAINING ORGANIZATION BY BROAD FIELD OF EDUCATION AND SEX

Academic year and ostan	Total			Industry			Services		
	Both sexes	Male	Female	Both sexes	Male	Female	Both sexes	Male	Female
1375.....	000	000	000	000	000	000	000	000	000
1380.....	000	000	000	000	000	000	000	000	000
1385.....	000	000	000	000	000	000	000	000	000
1390.....	000	000	000	000	000	000	000	000	000
1391.....	000	000	000	000	000	000	000	000	000
1392.....	000	000	000	000	000	000	000	000	000
1393.....	322657	246431	76226	145824	129361	16463	91427	54558	36869
1394.....	376248	233198	143050	216127	191393	24734	89818	26403	63415
East Azarbayejan.....	20328	13523	6805	11482	10523	959	6069	1964	4105
West Azarbayejan	8112	5128	2984	4339	4248	91	2532	500	2032
Ardebil	11451	6388	5063	5850	5026	824	3398	935	2463
Esfahan.....	33975	19321	14654	17193	15020	2173	7610	2148	5462
Alborz	7496	4511	2985	4368	3675	693	2279	697	1582
Ilam	5364	2874	2490	2887	2355	532	1221	235	986
Bushehr	12018	7934	4084	6201	5625	576	4729	2244	2485
Tehran	21443	14174	7269	13110	11963	1147	5541	1145	4396
Chaharmahal&Bakhtiyari ...	8068	4849	3219	4260	3738	522	1965	663	1302
South Khorasan	8058	4904	3154	4849	4277	572	1392	456	936
Khorasan-e-Razavi.....	24495	15753	8742	13725	12094	1631	4982	1883	3099
North Khorasan	6657	4430	2227	4740	4067	673	869	221	648
Khuzestan.....	22773	14528	8245	14569	12693	1876	3413	1369	2044
Zanjan	10277	5338	4939	4609	3973	636	3606	914	2692
Semnan.....	6937	4053	2884	4107	3651	456	1142	104	1038
Sistan&Baluchestan	11774	4783	6991	4161	3613	548	6279	1115	5164
Fars.....	22681	15565	7116	15483	13504	1979	3021	974	2047
Qazvin	5114	3191	1923	3316	3069	247	1141	98	1043
Qom.....	6225	2808	3417	2851	2339	512	1556	303	1253
Kordestan	6803	4107	2696	3916	3528	388	1886	438	1448
Kerman.....	10876	7696	3180	7607	7098	509	1758	454	1304
Kermanshah	12556	8437	4119	8880	7420	1460	1725	457	1268
Kohgiluyeh&Boyerahmad ..	3808	2820	988	2245	2017	228	1019	611	408
Golestan	9787	7571	2216	7210	6551	659	1078	506	572
Gilan.....	14835	10591	4244	9950	9221	729	3055	1262	1793
Lorestan.....	11160	7091	4069	6267	5586	681	2840	826	2014
Mazandaran	15682	10494	5188	9393	8458	935	3267	843	2424
Markazi	8989	5265	3724	5462	4563	899	1709	424	1285
Hormozgan.....	4960	4051	909	3423	3163	260	962	667	295
Hamedan	13662	6313	7349	5678	4782	896	4230	1013	3217
Yazd	9884	4707	5177	3996	3553	443	3544	934	2610

17. 34. PERSONS COMPLETED COURSES IN PERMANENT CENTRES OF TECHNICAL AND VOCATIONAL TRAINING ORGANIZATION BY BROAD FIELD OF EDUCATION AND SEX (continued)

Academic year and ostan	Agriculture			Culture and art		
	Both sexes	Male	Female	Both sexes	Male	Female
1375.....	000	000	000	000	000	000
1380.....	000	000	000	000	000	000
1385.....	000	000	000	000	000	000
1390.....	000	000	000	000	000	000
1391.....	000	000	000	000	000	000
1392.....	000	000	000	000	000	000
1393.....	49490	30104	19386	35916	32408	3508
1394.....	30311	12719	17592	39992	2683	37309
East Azarbayejan.....	1791	850	941	986	186	800
West Azarbayejan	433	263	170	808	117	691
Ardebil	629	399	230	1574	28	1546
Esfahan.....	4859	1485	3374	4313	668	3645
Alborz	180	126	54	669	13	656
Ilam	601	217	384	655	67	588
Bushehr	667	65	602	421	0	421
Tehran	1370	1014	356	1422	52	1370
Chaharmahal&Bakhtiyari ...	693	214	479	1150	234	916
South Khorasan	598	140	458	1219	31	1188
Khorasan-e-Razavi.....	2750	1490	1260	3038	286	2752
North Khorasan	725	141	584	323	1	322
Khuzestan.....	1367	359	1008	3424	107	3317
Zanjan	566	346	220	1496	105	1391
Semnan.....	656	245	411	1032	53	979
Sistan&Baluchestan	65	12	53	1269	43	1226
Fars.....	2222	1072	1150	1955	15	1940
Qazvin	273	23	250	384	1	383
Qom.....	153	88	65	1665	78	1587
Kordestan	212	141	71	789	0	789
Kerman.....	321	121	200	1190	23	1167
Kermanshah	1187	461	726	764	99	665
Kohgiluyeh&Boyerahmad ..	259	180	79	285	12	273
Golestan	1074	510	564	425	4	421
Gilan.....	910	101	809	920	7	913
Lorestan.....	600	460	140	1453	219	1234
Mazandaran.....	2403	1178	1225	619	15	604
Markazi	394	206	188	1424	72	1352
Hormozgan.....	333	201	132	242	20	222
Hamedan	1143	466	677	2611	52	2559
Yazd	877	145	732	1467	75	1392

Sources: Ministry of Cooperatives, Labour, and Social Welfare
Technical and Vocational Training Organization