

14

Financial Intermediation



Introduction

Banks, credit institutions, insurance companies, Tehran Stock Exchange, Ghardh-al-hasaneh (interest-free) funds, retirement funds, and investment companies comprise the financial institutions of the country. A short history of statistical activities and data collection methods of these institutions is as follows:

1. Monetary and bank: monetary and banking data collection dates back to the year 1307, when the Bank Melli Iran (The National Bank of Iran) was founded. From 1314 the activity was enhanced by the establishment of the Statistical and Economic Researches Bureau in the Bank. The Central Bank of the I. R. of Iran took the responsibility over as it was founded in the year 1339.

At the time being, the Central Bank of the I.R. of Iran collects and releases the monetary and banking information based on the reports it regularly receives from the banks across the nation.

2. Insurance: Iran Insurance Co. Ltd. was established in the year 1314. Insurance data collection, however, was started in the year 1339 after the foundation of the Bureau of Statistics and Information of the company. The Bureau experienced reorganization in the year 1345 and resumed data collection with more improved facilities.

The Central Insurance of Iran, which was founded in the year 1350 to lead and supervise insurance activities, entrusted production and release of statistical information to its statistics bureau. At present, the insurance-related data are collected and disseminated by the Central Insurance of Iran through using the documents of different insurance companies.

3. Stock market: Tehran Stock Exchange Market

has been in charge of collecting register data of securities exchanges since the year 1346.

4. Other financial activities: in addition to the above activities, some other activities are carried out by credit cooperatives to meet the financial needs of members. The data on such activities have been received and disseminated as register data from the Ministry of Cooperatives since the year 1370. Moreover, there are financial activities by Ghardh-al-Hasaneh funds and some other credit institutions whose statistical data have not been collected so far in a comprehensive way.

Information and statistics appeared in this chapter includes: number of banking units, amount of their assets and liabilities, changes in the banks resources and uses, liquidity, public and non-public sector's deposits with banks and their debts to the banks, the credits provided by banks to the non-public sector separately by economic sectors, banks exchanged shares, status of participation papers issued, government bonds in stock, premiums received and claims paid in the insurance market of Iran, exchange of shares in the stock market, and specifications of the credit cooperatives.

Definitions and concepts

Banking operations: activities such as accepting deposits, granting banking facilities, dealing in bills and drafts (promissory notes), exchange transactions, operations related to bonds and securities, money transfers within the country, as stipulated by law.

Banking unit: any branch, agency or counter of a bank.

Banking system: the whole body of public and private banks as well as non-bank credit institutions and the Central Bank of the I. R. of Iran.

Specialized banks: banks engaged in certain economic activities that use their credits for special purposes. Banks of San'at va Ma'dan (Mining and Manufacturing Bank), Maskan (Bank of Housing), Keshavarzi (Agricultural Bank), and Towse-e-ye Saderat (Exports Development Bank) are specialized banks and the rest are commercial ones.

Commercial banks: banks whose credit activities are not restricted to certain economic areas.

Public sector: the government and affiliated corporations and institutions as well as municipalities.

Non-public sector: all private corporations and institutions beside the Islamic Revolution institutions and certain companies sponsored by the ministries.

Banking facilities extended to the public sector: facilities extended by the banking system to the government and affiliated corporations and institutions as well as municipalities. Facilities may be in the form of granting direct credits or purchasing government securities (treasury bonds and securities).

Banking facilities extended to non-public sector: credits granted by the banking system to the private sector from the beginning of the year 1363 in the form of different Islamic contracts according to the act of usury - free banking operations and approved regulations. These contracts include legal partnership, civil partnership, installment sales, direct investment, Modharaba, Muzara'ah, Musaqat, Jo'ala, forward transactions, hire purchase, Ghardh-al-hasaneh, and debt purchase.

Legal partnership: to provide a part of the capital of a newly established company (Ltd.) or to purchase some shares of the existing ones.

Civil partnership: joining of the shares of several natural and legal persons in cash or in kind to form a joint venture to make profit, under a contract.

Installment sale: transferring the ownership of some visible item to another person at a certain price received wholly or partly by equal or unequal installments at certain due dates.

Direct investment: provision of funds for the implementation of manufacturing projects and profit-making development projects by the banking system without participation of any non-bank legal or natural persons.

Mudarabah: a financing arrangement under which one party (owner) provides funds (cash) and the other party (agent) provides labour and expertise and does business and the two parties share in the profit.

Mozara'ah: a contract under which one party, the land owner (Zare) transfers a certain piece of land for a fixed term to the other party (agent) to be cultivated. The resulted benefit is divided between the two parties.

Musaqat: a financial arrangement between the owner of trees and the like and some agent. Each party would have a certain share of the products which may include fruits, leaves, flowers, and the like.

Juala: under Jo'ala, one party, the employer (Ja'el) is committed to pay a certain amount of compensation (Ja'al) to another party, the agent, for a certain work, under a contract.

Forward transaction: forward cash purchase of various products at certain prices.

Hire purchase: a kind of leasing contract which stipulates that at the end of leasing time, the lessee would own the leased asset in case he has observed all conditions mentioned in the contract.

Ghardh-al-Hasaneh: a financial arrangement in which the banks lend certain amounts to natural or legal persons according to the rules and regulations.

Debt purchase: purchase of time commercial bills, such as bills and promissory notes, at a price less than their actual value before their due dates.

Non-public sector deposits: funds deposited with the banks according to certain arrangements by natural or legal persons.

Public sector deposits and funds: sum of funds deposited with the banking system by ministries, government agencies and corporations.

Administered funds: funds deposited with the banks for private uses according to a certain contract or law. The banks spend such funds on behalf of the depositors on cases agreed upon without supervision.

Legal deposits: a specified percentage of sight and non-sight deposits of the public with the banks which should be kept according to the law with the Central Bank of the I. R. of Iran.

Sight deposits: deposit against which the bank ought to pay the amount of checks on behalf of the depositor upon receipt of them. Sight

deposits are also called Ghardh-al-hasaneh current deposits.

Non-sight deposits: a part of liquidity with a low rate of liquidation comparing with money, comprising Ghardh-al-hasaneh savings deposits and term investment deposits.

Ghardh-al-Hasaneh savings deposits: such deposits are not entitled to any interest; but, in order to attract and encourage depositors, the banks may give prizes in cash or kind through drawing lots.

Term investment deposits: short-term or long-term investment deposits for which the bank acts as depositor's agent and the interest gained from them is shared between the bank and the depositor according to the Islamic contracts.

Claims on the public sector: sum of the balances of loans granted by the banking system to ministries or government corporations according to special legal permits.

Claims on non-public sector: sum of the balances of loans and credits granted by the banks to the private sector.

Foreign assets of the banking system: including gold and foreign exchanges as support of Iran's stocks in international institutions as well as gold and free market foreign exchange.

Liquidity: private sector sight and non-sight deposits with the banks as well as notes and coins with the public.

Money: a part of liquidity with a high rate of liquidation which in Iran comprises the non-public sector sight deposits with banks and notes and coins with the public.

Quasi money: a portion of deposits of the private sector with the banks that are less liquid than the non-public sector sight deposits. Quasi money presently includes term investment deposits, Ghardh-al-hasaneh savings deposits, and other deposits.

Balance (outstanding) at the end of the year: the difference between payments and receipts of the year plus the stock at the beginning of the year.

Bank resources: capital and liabilities of the bank.

Uses of the bank: all assets of the bank.

Blocked resources: a part of the banks' resources with the Central Bank which have been blocked due to enforcement of monetary policies (determining the proportion of legal deposits, selling bonds to the banks, etc.) and are not allowed to be used by banks.

Insurance: a contract under which one party guarantees to compensate or pay a certain amount to the other party in case of an accident or loss incurred for an agreed sum supplied by the latter. The guarantor is the insurer; other party of the guarantee is the insured person. The sum which is paid by insured person to the insurer is insurance premium and the object which is insured is called insurance subject.

Direct insurance premium: a sum directly paid by the insured to the insurer within the country.

Insurance premiums issued: amount of direct insurance premiums received in the insurance market of the country during the year concerned (according to the system based on fiscal year) excluding indirect insurance premiums obtained through reinsurance arrangements.

Insurance premium received: The difference between the insurance premium savings from the beginning and the end of the period with the insurance premiums of the same period.

Losses incurred: outstanding losses reserves at the beginning of the year minus (losses paid at the same period plus outstanding losses at the end of the year).

Claims paid: money paid by the insurer to the insured to compensate the losses incurred to the insured after occurrence of the accident.

Claims coefficient: ratio of claims paid to insurance premiums received (outstanding losses and premium savings are considered in its calculation).

Reinsurance: a contract under which an insurance company (transferor) cedes whole or some of its guarantees to other acceptor insurance companies (reinsurer) in case of payment of its insurance premium to those companies. The reinsurer will pay its share of the claim.

Fire insurance: within the regulations approved by insurance high council, the insurer guarantees to pay the losses incurred to insured person's properties resulting from fire, explosion and lightening. In this type of insurance policy, other kinds of risks such as earthquake, flood, thunderstorm, water leaking, pipe bursting, glass breaking, theft by breaking the protections and plane crash on the properties and buildings can be covered by paying extra sum of insurance premium.

Cargo insurance: within the regulations approved by insurance high council, the insurer

guarantees to pay the losses incurred to insured person's properties during loading, transportation and unloading.

Accidents insurance: within the regulations approved by insurance high council, the insurer guarantees to pay out the life damages caused by accident (death, impairment, and disability) to the insured person or the beneficiary. In this type of insurance, medical expenses and daily losses can be covered by mutual agreement and receiving extra insurance premium.

Car (body) insurance: within the regulations approved by insurance high council, the insurer guarantees to pay out the incurred losses to the insured vehicle resulting from theft, fire, explosion, car accident, crash, overturning and totally, car clash with any stable or moving object or clashing any other object with the insured car.

Third party insurance: within the regulations approved by insurance high council, the insurer guarantees to pay the life and financial losses incurred to the third party on the basis of terms included in insurance policy, if it is recognized that the owner of insured vehicle is liable for the compensation of the losses resulting from car accidents.

Health insurance: within the regulations approved by insurance high council, the insurer guarantees to pay out the insured person's medical expenses as amount as written in the insurance policy. This type of insurance is issued in group or family in the country.

Ship insurance: within the insurance policy, the insurer guarantees the payment of indemnity for the damages caused on the ships body and equipment or its destruction which might result from the accidents such as collision, fire accident, sinking, stranding as well as rescue charges and owner's share from general damages as mentioned in the insurance policy.

Airplane insurance: within the insurance policy, the insurer guarantees the payment of indemnity for the damages caused on the plane or its destruction which might result from the accidents such as crashes, collision, fire accident and hijack, as mentioned in the insurance policy.

Engineering insurance: within the insurance policy, the insurer guarantees the payment of indemnity which might result from designing, manufacturing, installation and maintenance of structures and machinery resulting from engineering responsibility. This insurance covers

the losses caused from the breakdown of the machinery.

Money insurance: within the insurance policy, the insurer guarantees to pay out the incurred losses caused by theft (armed) and accident (fire, explosion, flood, etc.) to the money existent in a safe ((of banks, financial institutes, etc.) or on the way of transiting. Totally, scope of money insurance cover is divided into two sections :⁽¹⁾ Money in transit and ⁽²⁾ Money whilst in a locked safe.

Civil responsibility Insurance: within the civil responsibility insurance policy, the insurer guarantees to pay out the insured person, as the person responsible for the indemnity payment for damages he/she has caused to third persons unintentionally. Professional responsibility insurance (physicians, paramedics, lawyers...), transportation operators' responsibility insurance, employer's responsibility to workers, builders' responsibility insurance, public and recreation places (hotel, cinema, pool, park,...) responsibility insurance are among this insurance.

Credit insurance: this type of insurance is divided into two sections: domestic and goods export credit. Within the regulations approved by insurance high council, the domestic credit means customer's debt capacity which is offered to the clients by economic enterprises in lieu of providing goods and services and also by banks and credit and financial institutes with the central bank's permit as financial facilities; and the claims resulting from these activities will be exposed to the risk of payment default. According to regulations, domestic credit insurance contracts are concluded in group and just with legal persons provided that their economic activities guarantee the risk of default of the claims resulting of the credits granted to them. Paying the insured person's or beneficiary's claims in relation to selling exported goods in the form of Letter of Credit opening contracts (L/C) and cession of documents in lieu of payment (D/P) and documents in lieu of assurance (D/A) are the subjects of export credit insurance.

Life insurance: a contract under which the insurer guarantees to pay a certain insurance sum (capital or pension) to the insured person or designated beneficiary by the insured person.

Other types of insurance: including insurances for oil exploration and discovery, health, honesty

and fidelity, non-profit making, loans and credits, and properties against robber.

Stock exchange: a building or place where bankers, brokers, and dealers of securities meet to exchange the securities to provide the financial resources required for manufacturing enterprises.

Corporations accepted: public joint stock companies which are accepted in the stock exchange organization, whose stocks are offered for sale to the public by the stock exchange mechanism.

Credit cooperatives: these cooperatives are responsible for meeting the financial requirements of their members by granting them a variety of loans. Included are employees' credit cooperatives, labourers' credit cooperatives, and open credit (other) cooperatives.

Selected information

In the year 1394, total amount of liquidity (money and quasi money) was about 10172.8 thousand billion rials which increased by 30.0 percent compared to the previous year.

Out of the total liquidity, 13.4 and 86.6 percent were money and quasi-money, respectively.

Balance of assets of banking system at the end of the year 1394 was more than 25342 thousand billion rials which increased by 22.0 percent as compared to the previous year.

Over the same year, claims of the banking system on public sector were about 1738.6 thousand billion rials, showing a rise of 18.6 percent in comparison with the year 1393.

Also over the same year, claims of banks and non-bank credit institutions on non-public sectors were about 7362.2 thousand billion rials which increased by 16.7 percent as compared to the previous year.

The outstanding balance of non-public sector's deposits with the banking system in the year 1394 was about 9800.9 thousand billion rials which rose by 31.2 percent compared to the previous year.

In the year 1393, share of non-public economic sectors out of the changes in outstanding facilities extended by banks was 10.1 percent

for agriculture sector (0.6 percent decrease compared to the previous year), 28.8 percent for construction and housing sector (1.2 percent increase compared to the previous year), 16.6 percent for manufacturing and mining (1.7 percent decrease compared to the previous year), and 44.5 percent for services (1.1 percent increase as compared to the previous year).

In the year 1394, value of sold participation papers was about 49.6 thousand billion rials, indicating an increase of 596.1 percent compared to the previous year.

In the year 1394, the foreign outstanding of the country reached 7476 million dollars which increased by 46.4 percent compared to the previous year.

In the year 1394, average dollar rate in open market was 34501 rials (a 5.2 percent rise compared to the preceeding year), the rate of EURO was 38215 rials (a 9.0 percent decrease in contrast to the previous year) the Pound rate was 52092 rials (a 1.7 rise compared to the preceeding year), 100 Japeness Yen was 28780 rials (a 4.6 percent decrease compared to the preceeding year), the rate of swiss Franc was 35535 rials (a 0.1 percent growth compared to the previous rate)

In the year 1394, the highest amounts of premiums received in the insurance market of the country for three fields were as follows: third party and surplus (70.7 thousand billion rials), health (51.5 thousand billion rials) and car body insurance (13.9 thousand billion rials) showing 7.2, 48.0 and 10.2 percent increase, respectively compared to the previous year.

Over the same year, value of the transacted shares of the eligible companies on Tehran Stock Exchange was more than 426 thousand billion rials which decreased by 21.3 percent compared to the previous year.

14. 1. BANKING UNITS AND SUMMARY OF BALANCE OF ASSETS AND LIABILITIES OF BANKING SYSTEM ⁽¹⁾ AT THE END OF THE YEAR

(bln rials)

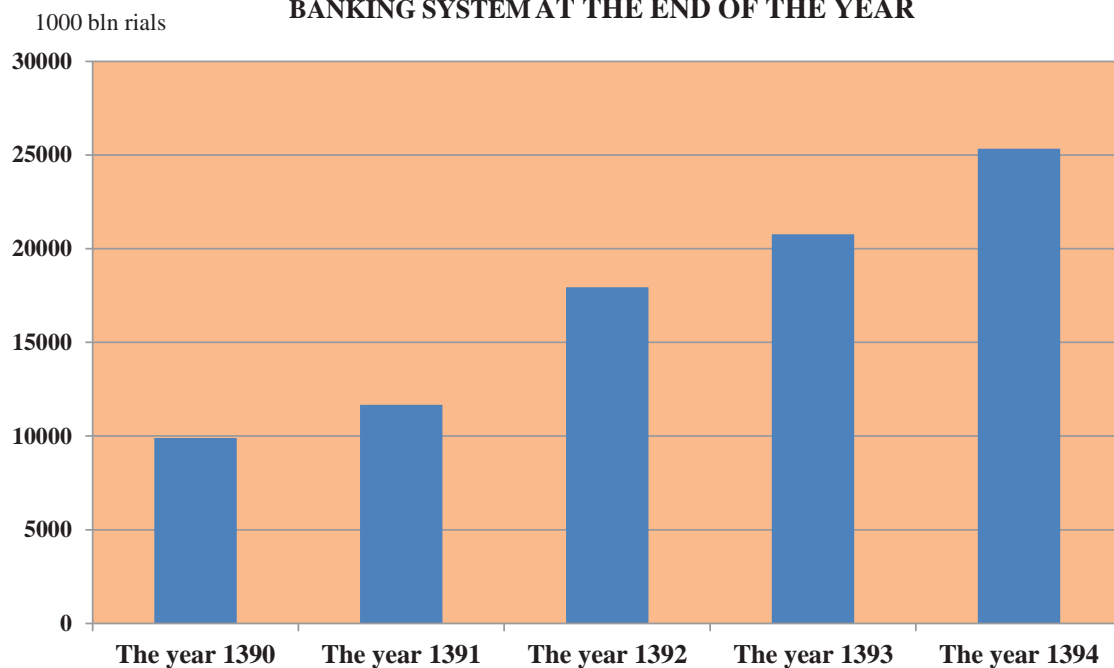
Description	The year 1375	The year 1380	The year 1385	The year 1390	The year 1391	The year 1392	The year 1393	The year 1394
Banking units.....	13542	16476	17904	21283	20323	22894	22574	23002
Assets.....	302533.6	702351.1	3682021.3	9899337	11660521.3	17945606.3	20772529.1	25342400
Foreign assets	27969.6	44397.9	928552.5	2145687.7	2273570.6	5056931.5	5035278.9	5823000
Claims on public sector ⁽²⁾	65916	138457.2	256219.8	638476.1	910354.4	1109506.2	1466014.4	1738600
Claims on non-public sector	61439	242542.6	1226201	3516846	4138974.7	5408157.5	6309053.5	7362200
Customers' undertakings re: letters of credit, guarantees and acceptances.....	57720.6	69164.5	599812.1	1451395.3	1345559.4	1891310.6	2254108.2	2750700
Others	89488.4	207788.9	671235.9	2146931.9	2992062.2	4479700.5	5708074.1	7667900
Liabilities.....	302533.6	702351.1	3682021.3	9899337	11660521.3	17945606.3	20772529.1	25342400
Liquidity	116552.6	320957.2	1284199.4	3542551.9	4606935.9	6395504.8	7823847.9	10172800
Deposits and loans of public sector	12848.2	37969.7	220621.4	399536.6	407779.3	625592	770184.8	635500
Capital account	5677.8	17522.3	173603.7	451927.3	574643.7	800128.6	768101.4	830600
Foreign loans and credits and foreign exchange deposits	9740.6	34322.8	503521.7	1308873.5	1373864.5	3022765.3	3008566	3358700
Import order registration deposits of non-public sector.....	2.5	2	2	2	2	2	2	0
Advance payments on letters of credit by public sector.....	9225.6	3021.9	1194.2	287.1	1501.6	3003.9	5302.6	2500
Contingent liabilities re: letters of credit, guarantees and acceptances	57720.6	69164.5	599812.1	1451395.3	1345559.4	1891310.6	2254108.2	2750700
Others	90765.7	219390.7	899066.8	2744763.3	3350234.9	5207299.1	6142416.2	7591600

1. Excluding branches of commercial banks abroad as of the year 1380. As of the month of Esfand in the year 1388, four banks such as Saderat, Mellat, Tejarat and Refah have been classified as private banks.

2. Including public sector participation papers.

Source: Central Bank of the Islamic Republic of Iran.

14.1. BALANCE OF ASSETS AND LIABILITIES OF BANKING SYSTEM AT THE END OF THE YEAR



For data see Table 14.1.

**14. 2. BALANCE OF ASSETS AND LIABILITIES OF CENTRAL BANK OF THE ISLAMIC
REPUBLIC OF IRAN AT THE END OF THE YEAR**

(bln rials)

Description	The year 1375	The year 1380	The year 1385	The year 1390	The year 1391	The year 1392	The year 1393	The year 1394
Assets	108131.5	180729	780134.4	1896568	2167480	4025163.3	4472458.6	4939600
Foreign assets	19629.6	31809.5	563869.5	1176641.5	1286224.9	3014228.4	3126205.2	3517500
Notes and coins in till	31.9	254.9	619.9	27489.5	18810.4	29044	25704.8	30600
Claims on public sector	51906.6	82357.7	131432.2	218908.7	314272.1	349930.1	425665	520300
Claims on banks	10190	12076.7	54887.3	418303.4	488313.8	602583.8	858048.8	836300
Customers' undertakings re: letters of credit, guarantees and acceptances	20287.2	4372.4	19402.5	7628.5	6431.7	13951.3	16415.6	12700
Others	6086.2	49857.8	9923	47596.4	53427.1	15425.7	20419.2	22200
Liabilities.....	108131.5	180729	780134.4	1896568	2167480	4025163.3	4472458.6	4939600
Notes and coins in circulation	14260.8	31790.1	68109	338445.5	390420.2	420934.4	447496.4	487600
With the public	13216.1	29188.7	61451.6	263209.3	330164.2	334085.9	351673.4	371900
With banks.....	1012.8	2346.5	6037.5	47746.7	41445.6	57804.5	70118.2	85100
With the Central Bank.....	31.9	254.9	619.9	27489.5	18810.4	29044	25704.8	30600
Deposits of banks and credit institutions ⁽¹⁾	33114.3	65649.6	212486	453612.5	604185.3	792987.3	889687.6	1076600
Public sector deposits	12567	34132.3	149866.1	292027.5	268274.6	311208.9	392438.7	338100
Capital account ⁽²⁾	420.6	683.3	13692.7	51462.8	66824.1	71783.8	76147.9	91400
Foreign exchange liabilities	4369.2	20068.7	192674.1	428023.3	517018.7	1335957.8	1541515	1581100
Import order registration deposits of non-public sector	2.5	2	2	2	2	2	2	0
Advance payments on letters of credit by the public sector.....	9225.6	3021.9	1194.2	287.1	1501.6	3003.9	5302.6	2500
Contingent liabilities re: letters of credit, guarantees and acceptances	20287.2	4372.4	19402.5	7628.5	6431.7	13951.3	16415.6	12700
Others	13884.3	21008.7	122707.8	325078.8	312821.8	1075333.9	1103452.8	1349600

1. Including banks' special term- deposits, and as of Esfand 1385, it includes banks foreign exchange sight deposits with the C.B.I.

2. Including precautionary and legal reserve.

Source: Central Bank of the Islamic Republic of Iran.

14. 3. SUMMARY OF BALANCE OF ASSETS AND LIABILITIES OF COMMERCIAL BANKS⁽¹⁾ AT THE END OF THE YEAR

(bln rials)

Description	The year 1375	The year 1380	The year 1385	The year 1390	The year 1391	The year 1392 ⁽⁴⁾	The year 1393	The year 1394
Assets	173788	421103.5	2093785.8	1651806.6	1928975.6	2298004.3	2637213.2	3448600
Foreign assets (gold and foreign exchange).....	8084.8	10593.2	305021.5	172304.1	135811	207878.9	271600.1	344100
Notes and coins.....	930.9	2023.5	4442.5	19659.6	13735.8	16380	21113.9	28300
Deposits with the Central Bank ⁽²⁾	32353.8	60773.1	165330.6	137969.2	183633.9	172392.3	161560.7	194600
Claims on public sector ⁽³⁾	13843.6	53505.3	109098.4	141741.1	188004.6	222672.6	297249	337000
Claims on non-public sector	46202	168932.7	775113	739715.6	782532.6	864010.2	963907.8	1142500
Customers' undertakings re: letters of credit, guarantees and acceptances	36806.4	58354.7	466065.5	224595.2	187878.5	183835.3	189456.8	400700
Others	35566.5	66921	268714.3	215821.8	437379.2	630835	732324.9	1001400
Liabilities	173788	421103.5	2093785.8	1651806.6	1928975.6	2298004.3	2637213.2	3448600
Deposits of non-public sector	96938.2	255092.3	850729.2	781283.5	989246.5	1128759.8	1385993.1	1726300
Claims of the Central Bank.....	7677.5	10116.8	37271.6	33496.6	17312.1	26633.2	59187.2	138800
Deposits and loans of public sector	101	3725.1	52209	50585	51953.1	98027.2	119832.6	131400
Capital account	3326.7	9492.5	108270.7	35931	108422.8	166160.5	101814.6	99000
Foreign exchange loans and deposits	5240.3	13392	274342.2	139973.5	112760	149212.9	169665.7	194700
Contingent liabilities re: letters of credit, guarantees and acceptances	36806.4	58354.7	466065.5	224595.2	187878.5	183835.3	189456.8	400700
Others	23697.9	70930.1	304897.6	385941.8	461402.6	545375.4	611263.2	757700

1. Excluding branches of commercial banks abroad as of the year 1380.

2. Including banks' special term- deposits, and as of the month of Esfand in the year 1385, it includes foreign exchange sight deposits of banks with the C.B.I.

3. Including public sector participation paper.

4. Since in the year 1392, the data related to the six banks of "Iran Zamin Bank", "Resalat Gharz-al-hasaneh Bank", "Middle East Bank", "Kish International Free Zone Bank (IFB)", "Iran-Venezuela Bi-National Bank (IVBB)", and "Ghavamin Bank" as well as four non-bank credit institutions of "Salehin Finance and Credit Institution", "Pishgaman Finance and Credit Institution (Ati)", "Kosar Finance and Credit Institution" and "Askariye Credit Institution" were added to money and banking data, therefore the data of the mentioned year were revised.

Source: Central Bank of I. R. Iran.

14. 4. BALANCE OF ASSETS AND LIABILITIES OF SPECIALIZED BANKS⁽¹⁾ AT THE END OF THE YEAR (bln rials)

Description	The year 1375	The year 1380	The year 1385	The year 1390	The year 1391	The year 1392 ⁽⁵⁾	The year 1393	The year 1394
Assets	20614.1	97530.7	476990.2	1884674	2239488	2992851.2	3432409	4028500
Foreign assets (gold and foreign exchange)	255.2	1971.1	44726.6	189884.1	260163.9	4996 79.5	394267.3	510600
Notes and coins	81.9	310.6	673.9	5449.9	5033.5	6906.2	8151.9	10400
Deposits with the Central Bank ⁽²⁾	760.5	4677.4	14590	35546.6	45807.7	63573.1	75149.5	77500
Claims on public sector ⁽³⁾	165.8	1797.5	6643.1	98377	133388.4	193258.8	327679.3	385500
Claims on non-public sector	15237	72513.3	281621.6	1005647.6	1221862	1409947.9	1613492	1823100
Customers' undertakings re: letters of credit, guarantees and acceptances	627	6026.4	58053.1	314756.7	299398.4	429468.7	587856.6	688700
Others	3486.7	10234.4	70681.9	235012.1	273834.1	390017	425812.4	532700
Liabilities	20614.1	97530.7	476990.2	1884674	2239488	2992851.2	3432409	4028500
Deposits of non-public sector ⁽⁴⁾	6398.3	34767.3	180656.1	401643	487478.2	586629.7	760821.5	999400
Claims of the Central Bank	2512.5	1959.9	17615.7	362693.3	442104.5	547675.9	558977.5	572800
Deposits and loans of public sector	180.2	112.3	18546.3	44334.5	74694.7	136206.4	150985.1	127400
Capital account	1930.5	7040.1	31820.8	125534.4	127891.6	125653.4	134667.3	138700
Foreign exchange loans and deposits.....	131.1	855	21032.5	136463.4	210558.6	381559.9	270234.3	380000
Contingent liabilities re: letters of credit, guarantees and acceptances.....	627	6026.4	58053.1	314756.7	299398.4	429468.7	587856.6	688700
Other	8834.5	46769.8	149265.7	499248.7	597362	785657.2	968866.7	1121500

1. As of the month of Esfand in the year 1387, it includes Gharz-al-Hasaneh Mehr Iran Bank. Also, since Shahrivar 1393, this bank has been separated from specialized public banks and classified as private banks.

2. Including banks' special term- deposits and as of the month of Esfand in the year 1385, it includes banks' foreign exchange sight deposits with the C.B.I.

3. Including public sector participation papers as of the year 1380.

4. Also, including the deposits of Bank Maskan savings account.

5. Since in the year 1392, the data related to the six banks of "Iran Zamin Bank", "Resalat Gharz-al-hasaneh Bank", "Middle East Bank", "Kish International Free Zone Bank (IFB)", "Iran-Venezuela Bi-National Bank (IVBB)", and "Ghavamin Bank" as well as four non-bank credit institutions of "Salehin Finance and Credit Institution", "Pishgaman Finance and Credit Institution (Ati)", "Kosar Finance and Credit Institution" and "Askariye Credit Institution" were added to money and banking data, therefore the data of the mentioned year were revised.

Source: Central Bank of the Islamic Republic of Iran.

**14.5. SUMMARY OF BALANCE OF ASSETS AND LIABILITIES OF PRIVATE BANKS AND
NON-BANK CREDIT INSTITUTIONS AT THE END OF THE YEAR(bln rials)**

Description	The year 1380	The year 1385	The year 1389	The year 1390
Assets	2987.9	331110.9	3757408	4466288.3
Foreign assets (gold and foreign exchange)	24.1	14934.9	542218.5	606858
Notes and coins	12.4	921.1	26618.9	22637.2
Deposits with the Central Bank ⁽¹⁾	199.1	32565.4	269872.4	280096.7
Claims on public sector ⁽²⁾	796.7	9046.1	175671.2	179449.3
Claims on non-public sector	1096.6	169466.4	1443579.3	1771482.8
Customers' undertakings re: letters of credit, guarantees and acceptances	411	56291	750633.4	904414.9
Others	448	47886	548814.3	701349.4
Liabilities	2987.8	331110.9	3757408	4466288.3
Deposits of non-public sector ⁽³⁾	1908.9	191362.5	1737365.4	2096416.1
Claims of the Central Bank	0	0	24509.4	22113.5
Deposits and funds of public sector	0	0	47086	12589.6
Capital account	306.4	19819.5	158755.9	238999.1
Foreign exchange loans and deposits	7.1	15472.9	538531.9	604413.3
Contingent liabilities re: letters of credit, guarantees and acceptances	411	56291	750633.4	904414.9
Others	354.4	48165	500526	587341.8

14.5. SUMMARY OF BALANCE OF ASSETS AND LIABILITIES OF PRIVATE BANKS AND NON-BANK CREDIT INSTITUTIONS AT THE END OF THE YEAR (continued)(bln rials)

Description	The year 1391	The year 1392 ⁽⁴⁾	The year 1393	The year 1394
Assets	5324577.7	8629587.5	10230448.3	12925700
Foreign assets (gold and foreign exchange)	591370.8	1335144.7	1243206.3	1450800
Notes and coins	22676.3	34518.3	40852.4	46400
Deposits with the Central Bank ⁽¹⁾	374743.7	557021.9	652977.4	804500
Claims on public sector ⁽²⁾	274689.3	343644.7	415421.1	495800
Claims on non-public sector	2134580.1	3134199.4	3731653.7	4396600
Customers' undertakings re: letters of credit, guarantees and acceptances.....	851850.8	1264055.3	1460379.2	1648600
Others	1074666.7	1961003.2	2685958.2	4083000
Liabilities	5324577.7	8629587.5	10230448.3	12925700
Deposits of non-public sector ⁽³⁾	2800047	4346029.4	5325359.9	7075200
Claims of the Central Bank	28897.2	28274.7	239884.1	124700
Deposits and funds of public sector	12856.9	80149.5	106928.4	38600
Capital account	271505.2	436530.9	455471.6	501500
Foreign exchange loans and deposits	533527.2	1156034.7	1027151	1202900
Contingent liabilities re: letters of credit, guarantees and acceptances.....	851850.8	1264055.3	1460379.2	1648600
Others	825893.4	1318513	1615274.1	2334200

1. Including banks' special term- deposits as of the month of Esfand in the year 1385, it includes banks' foreign exchange sight deposits with the C.B.I.

2. Including public sector participation papers.

3. Only includes temporary creditors in the credit institutes.

4. Since in the year 1392, the data related to the six banks of "Iran Zamin Bank", "Resalat Gharz-al-hasaneh Bank", "Middle East Bank", "Kish International Free Zone Bank (IFB)", "Iran-Venezuela Bi-National Bank (IVBB)", and "Ghavamin Bank" as well as four non-bank credit institutions of "Salehin Finance and Credit Institution", "Pishgaman Finance and Credit Institution (Ati)", "Kosar Finance and Credit Institution" and "Askariye Credit Institution" were added to money and banking data, therefore the data of the mentioned year were revised.

Source: Central Bank of the Islamic Republic of Iran.

14. 6. OUTSTANDING BALANCE OF PUBLIC SECTOR'S DEPOSITS WITH THE BANKING SYSTEM AT THE END OF THE YEAR (bln rials)

Year	Total deposits			Government			Government corporations and institutions		
	Total	With the Central Bank	With other banks	Total	With the Central Bank	With other banks	Total	With the Central Bank	With other banks
1375.....	12848.2	12567	281.2	10485.9	10204.7	281.2	2362.3	2362.3	0.0
1380.....	37969.7	34132.3	3837.4	33904.6	30067.2	3837.4	4065.1	4065.1	0.0
1385.....	220621.4	149866.1	70755.3	208532.4	137777.1	70755.3	12089	12089	0.0
1390.....	399536.6	292027.5	107509.1	379285.7	271776.6	107509.1	20250.9	20250.9	0.0
1391.....	407779.3	268274.6	139504.7	389635.8	250131.1	139504.7	18143.5	18143.5	0.0
1392.....	625592	311208.9	314383.1	594098.7	279715.6	314383.1	31493.3	31493.3	0.0
1393.....	770185	392438.7	377747.1	728555.5	350809.4	377746.1	41629.3	41629.3	0.0
1394.....	635500	338100	297400	593400	296000	297400	42100	42100	0.0

Source: Central Bank of the Islamic Republic of Iran.

14.7. OUTSTANDING BALANCE OF NON-PUBLIC SECTOR'S DEPOSITS WITH THE BANKING SYSTEM⁽¹⁾ AT THE END OF THE YEAR (bln rials)

Description	The year 1375	The year 1380	The year 1385	The year 1390	The year 1391	The year 1392 ⁽²⁾	The year 1393	The year 1394
Total deposits	103336.5	291768.5	1222747.8	3307517.1	4276771.7	6061418.9	7472174.5	9800900.0
Commercial banks	96938.2	255092.4	850729.2	781283.5	989246.5	1128759.8	1385993.1	1726300.0
Specialized banks.....	6398.3	34767.2	180656.1	429817.5	487478.2	586629.7	760821.5	999400.0
Private banks and non-bank credit institutions.....	×	1908.9	191362.5	2096416.1	2800047	4346029.4	5325359.9	7075200.0
Sight deposits	43055.8	113768	353093.3	662537.7	806553.5	861942.3	855885.8	995100.0
Commercial banks.....	40439.4	106111	313771.4	193121.1	206341.1	210986.7	219391.5	232700.0
Specialized banks	2616.4	7649.1	27947.7	94389.8	79782.5	76526.4	90956.4	100000.0
Private banks and non-bank credit institutions	×	7.9	11374.2	375026.8	520429.9	574429.2	545537.9	662400.0
Non-sight deposits	60280.7	178000.5	869654.5	2644979.4	3470218.2	5199476.6	6616288.7	8805800.0
Commercial banks.....	56498.8	148981.4	536957.8	588162.4	782905.4	917773.1	1166601.6	1493600.0
Specialized banks.....	3781.9	27118.2	152708.4	335427.7	407695.7	510103.3	669865.1	899400.0
Private banks and non-bank credit institutions	×	1901	179988.3	1721389.3	2279617.1	3771600.2	4779822	6412800.0

1. Excluding the data for abroad branches of the commercial banks as of the year 1380.

2. Since in the year 1392, the data related to the six banks of "Iran Zamin Bank", "Resalat Gharz-al-hasanah Bank", "Middle East Bank", "Kish International Free Zone Bank (IFB)", "Iran-Venezuela Bi-National Bank (IVBB)", and "Ghavamin Bank" as well as four non-bank credit institutions of "Salehin Finance and Credit Institution", "Pishgaman Finance and Credit Institution (Ati)", "Kosar Finance and Credit Institution" and "Askariye Credit Institution" were added to money and banking data, therefore the data of the mentioned year were revised.

Source: Central Bank of the Islamic Republic of Iran.

**14.8. OUTSTANDING BALANCE OF BANKS AND NON-BANK CREDIT INSTITUTIONS'
DEPOSITS WITH THE CENTRALBANK OUTSTANDING AT THE END OF THE
YEAR**

(bln rials)

Description	The year 1375	The year 1380	The year 1385	The year 1390	The year 1391	The year 1392 ⁽¹⁾	The year 1393	The year 1394
Total deposits	33114.3	65649.6	212486	453612.6	604185.3	792987.3	889687.6	1076600.0
Commercial banks.....	32353.8	60773.1	165330.6	138198.1	183633.9	172392.3	161560.7	194600.0
Specialized banks	760.5	4677.4	14590	35773.9	45807.7	63573.1	75149.5	77500.0
Private banks and non-bank credit institutions.....	×	199.1	32565.4	279640.6	374743.7	557021.9	652977.4	804500.0
Legal deposits.	31755.8	50842.6	184827.7	357327.4	491534.5	677899.1	850360.2	1019600.0
Commercial banks.....	⁽²⁾ 31392.2	⁽²⁾ 47983.7	139253.8	88284.9	116565.5	132786.3	153169.9	169400.0
Specialized banks	363.6	2665.7	13887	30225.2	39395.8	49729.9	65639.8	71700.0
Private banks and non-bank credit institutions.....	×	193.2	31686.9	238817.3	335573.2	495382.9	631550.5	778500.0
Sight and term investment deposits	1358.5	14807	27658.3	96285.2	112650.8	115088.2	39327.4	57000.0
Commercial banks	961.6	12789.4	26076.8	49913.2	67068.4	39606	8390.8	25200.0
Specialized banks	396.9	2011.7	703	5548.7	6411.9	13843.2	9509.7	5800.0
Private banks and non-bank credit institutions.....	×	5.9	878.5	40823.3	39170.5	61639	21426.9	26000.0

1. Since in the year 1392, the data related to the six banks of "Iran Zamin Bank", "Resalat Gharz-al-hasanah Bank", "Middle East Bank", "Kish International Free Zone Bank (IFB)", "Iran-Venezuela Bi-National Bank (IVBB)", and "Ghavamin Bank" as well as four non-bank credit institutions of "Salehin Finance and Credit Institution", "Pishgaman Finance and Credit Institution (Ati)", "Kosar Finance and Credit Institution" and "Askariye Credit Institution" were added to money and banking data, therefore the data of the mentioned year were revised.

2. Including adjustments made in advance payments on letters of credit.

Source: Central Bank of the Islamic Republic of Iran.

14.9. LIQUIDITY AT THE END OF THE YEAR ⁽¹⁾**(bln rials)**

Description	The year 1375	The year 1380	The year 1385	The year 1390	The year 1391	The year 1392 ⁽³⁾	The year 1393	The year 1394
Liquidity	116552.6	320957.3	1284199.4	3542551.9	4606935.9	6395504.8	7823847.9	10172800.0
Money.....	56271.8	142956.7	414544.9	897572.5	1136717.7	1196028.2	1207559.2	1367000.0
Notes and coins with the public.....	13216	29188.7	61451.6	263209.3	330164.2	334085.9	351673.4	371900.0
Sight deposits of non-public sector.....	43055.8	113768	353093.3	634363.2	806553.5	861942.3	855885.8	995100.0
Quasi money.....	60280.7	178000.6	869654.5	2644979.4	3470218.2	5199476.6	6616288.7	8805800.0
Ghardh-al-hasaneh savings account deposits	6039.1	29847.5	133522.4	255756.2	310277.5	338478.4	390880.8	469800.0
Term investment deposits	35847.1	141066.5	707100.5	2297937.6	3059971.4	4756882.5	6100910.7	8187400.0
Short-term	19051.1	66983	353666.8	869909.7	1327326.9	2296607.8	2692493.2	3700200.0
Long-term	16796	74083.5	353433.7	1428027.9	1732644.5	2460274.7	3408417.5	4487200.0
Miscellaneous deposits ⁽²⁾	18394.5	7086.6	29031.6	91285.6	99969.3	104115.7	124497.2	148600.0

1. Including non-bank credit institutions as of the year 1380.

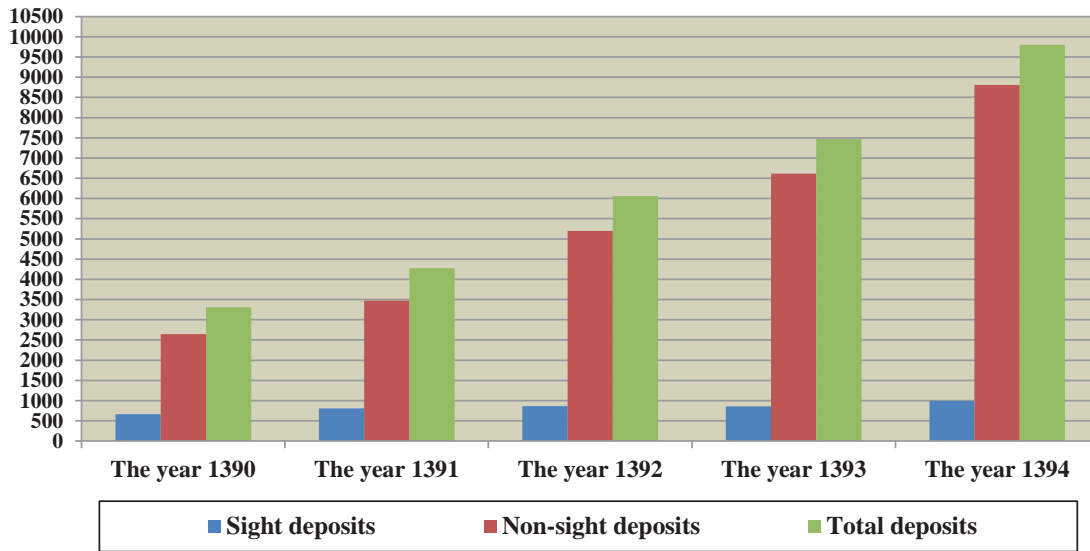
2. Including L.C. advance payments, guarantees' deposits, advance payments for transaction, retirement and saving funds of banks' employees.

3. Since in the year 1392, the data related to the six banks of "Iran Zamin Bank", "Resalat Gharz-al-hasaneh Bank", "Middle East Bank", "Kish International Free Zone Bank (IFB)", "Iran-Venezuela Bi-National Bank (IVBB)", and "Ghavamin Bank" as well as four non-bank credit institutions of "Salehin Finance and Credit Institution", "Pishgaman Finance and Credit Institution (Ati)", "Kosar Finance and Credit Institution" and "Askariye Credit Institution" were added to money and banking data, therefore the data of the mentioned year were revised.

Source: Central Bank of the Islamic Republic of Iran.

14.2. OUTSTANDING BALANCE OF NON-PUBLIC SECTOR'S DEPOSITS WITH BANKING SYSTEM AT THE END OF THE YEAR

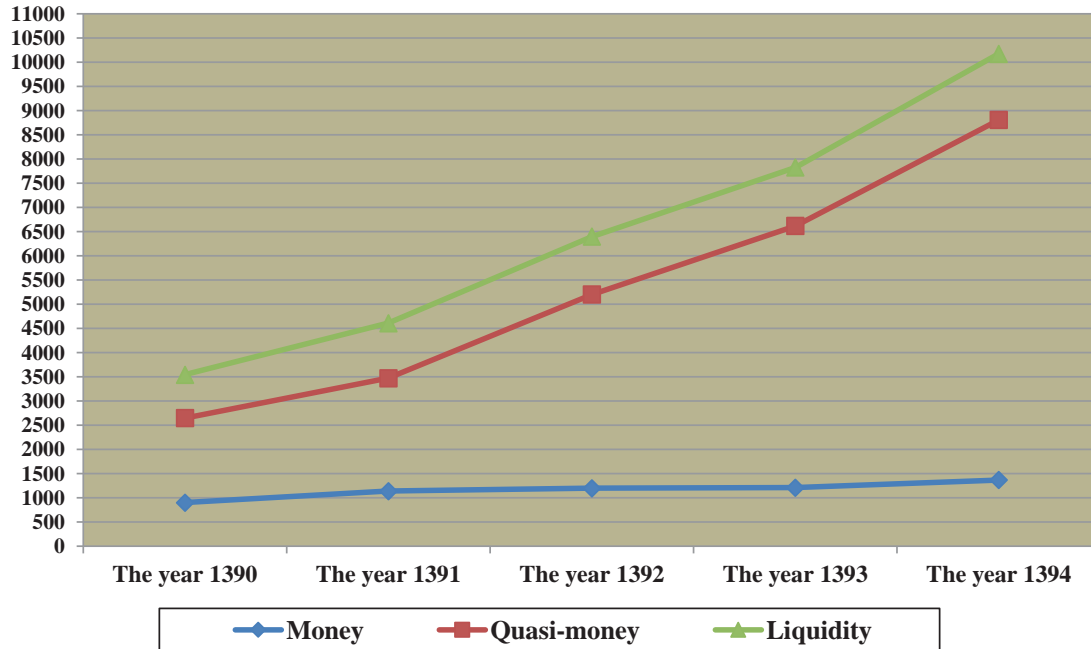
1000 bln rials



For data see Table 14.7.

14.3. LIQUIDITY AT THE END OF THE YEAR

1000 billion rials



For data see Table 14.9.

**14. 10. CLAIMS BALANCE OF BANKS⁽¹⁾ ON THE PUBLIC SECTOR OUTSTANDING AT
THE END OF THE YEAR**

(bln rials)

Year	Total liabilities			Government			Government corporations and institutions		
	Total	Central Bank	Other banks and non-bank credit institutions	Total	Central Bank	Other banks and non-bank credit institutions	Total	Central Bank	Other banks and non-bank credit institutions
1375.....	65916	51906.6	14009.4	42736.4	40911.8	1824.6	23179.6	10994.8	12184.8
1380.....	138457.2	82357.7	56099.5	72189.8	64636.3	7553.5	66267.4	17721.4	48546.0
1385.....	256219.8	131432.2	124787.6	160269.3	104094.8	56174.5	95950.5	27337.4	68613.1
1390.....	638476.1	218908.7	419567.4	488466.3	93868	394598.3	150009.8	125040.7	24969.1
1391.....	910354.4	314272.1	596082.3	698989.7	131614.7	567375	211364.7	182657.4	28707.3
1392 ⁽²⁾	1109506.2	349930.1	759576.1	886533.1	158271.3	728261.8	222973.1	191658.8	31314.3
1393.....	1466014.4	425665	1040349.4	1188386.6	183582.5	1004804.1	277627.8	242082.5	35545.3
1394.....	1738600.0	520300.0	1218300.0	1435400.0	244100.0	1191300.0	303200.0	276200.0	27000.0

1. Including non-bank credit institutions as of the year 1380.

2 Since in the year 1392, the data related to the six banks of "Iran Zamin Bank", "Resalat Gharz-al-hasaneh Bank", "Middle East Bank", "Kish International Free Zone Bank (IFB)", "Iran-Venezuela Bi-National Bank (IVBB)", and "Ghavamin Bank" as well as four non-bank credit institutions of "Salehin Finance and Credit Institution", "Pishgaman Finance and Credit Institution (Ati)", "Kosar Finance and Credit Institution" and "Askariye Credit Institution" were added to money and banking data, therefore the data of the mentioned year were revised.

Source: Central Bank of the Islamic Republic of Iran.

14. 11. CLAIMS BALANCE OF BANKS⁽¹⁾ AND NON-BANK CREDIT INSTITUTIONS**ON NON-PUBLIC SECTOR BY TYPE OF FACILITIES AT THE END OF THE YEAR (bln rials)**

Description	The year 1375	The year 1380	The year 1385	The year 1390	The year 1391	The year 1392 ⁽⁴⁾	The year 1393	The year 1394
<i>Banks and non-bank credit institutions</i>	61439	242542.6	1226201.0	3516846	4138974.7	5408157.5	6309053.5	7362200.0
Facilities extended ⁽²⁾	54213.8	231353.8	000	3402991	3964449.9	5175317.3	6033347.8	6962100.0
Direct investment and legal partnership	3799.3	6096.1	000	97802.3	147856.2	209572.7	250671.2	328200.0
Loans and credits extended ⁽³⁾	3425.9	5092.7	000	16052.7	26668.6	23267.5	25034.5	71900.0
<i>Commercial banks.....</i>	46202	168932.7	775113	739715.6	782532.6	864010.2	963907.8	1142500.0
Facilities extended ⁽²⁾	40107.4	159108	000	726646.6	767015.3	849350.3	930856.1	1072700.0
Direct investment and legal partnership.....	2981	5102.9	000	12954.2	14734.9	14569.2	25610.2	38700.0
Loans and credits extended ⁽³⁾	3113.6	4721.8	000	114.8	782.4	90.7	7441.5	31100.0
<i>Specialized banks.....</i>	15237	72513.3	281621.6	1005647.6	1221862	1409947.9	1613492	1823100.0
Facilities extended ⁽²⁾	14106.4	71174.8	000	996278.5	1210240.2	1397614.6	1598793	1800000.0
Direct investment and legal partnership	818.3	971.1	000	9319.4	11585.9	12297.1	14671.3	18900.0
Loans and credits extended ⁽³⁾	312.3	367.4	000	49.7	35.9	36.2	27.7	4200.0
<i>Private banks and non-bank credit institutions.....</i>	×	1096.6	169466.4	1771482.8	2134580.1	3134199.4	3731653.7	4396600.0
Facilities extended ⁽²⁾	×	1071	000	1680065.9	1987194.4	2928352.4	3503698.7	4089400.0
Direct investment and legal partnership.....	×	22.1	000	75528.7	121535.4	182706.4	210389.7	270600.0
Loans and credits extended ⁽³⁾	×	3.5	000	15888.2	25850.3	23140.6	17565.3	36600.0

1. Including profits and revenues of coming years.

2. Referring to facilities extended by banks based upon the Usury-free Banking Law (excluding direct investment and legal partnership), debt purchase and property transactions.

3. Including former housing loans, customers' indebtedness for letters of credits, paid guarantee, customers' indebtedness for exchange rate differential, participation papers, former claims and protested promissory notes.

4. Since in the year 1392, the data related to the six banks of "Iran Zamin Bank", "Resalat Gharz-al-hasaneh Bank", "Middle East Bank", "Kish International Free Zone Bank (IFB)", "Iran-Venezuela Bi-National Bank (IVBB)", and "Ghavamin Bank" as well as four non-bank credit institutions of "Salehin Finance and Credit Institution", "Pishgaman Finance and Credit Institution (Ati)", "Kosar Finance and Credit Institution" and "Askariye Credit Institution" were added to money and banking data, therefore the data of the mentioned year were revised.

Source: Central Bank of the Islamic Republic of Iran.

**14. 12. CLAIMS BALANCE OF BANKS⁽¹⁾ AND NON-BANK CREDIT INSTITUTIONS ON
NON-PUBLIC SECTOR FOR EXTENDED FACILITIES⁽¹⁾ BY TYPE OF ISLAMIC
CONTRACTS AT THE END OF THE YEAR** (bln rials)

Description	The year 1375	The year 1380	The year 1385	The year 1390	The year 1391	The year 1392 ⁽³⁾	The year 1393	The year 1394
<i>Banks and non-bank credit institutions.....</i>	58013.1	237450.2	1179722.5	3456633.3	4067590.6	5347918.2	6240944.3	⁽⁴⁾7292800.0
Installment sale.....	25168.5	148370.3	568070	1043079.8	1191296.2	1493631.1	1835853.2	1799900.0
Mudarabah.....	3912.6	13095.9	90626.9	126240.4	125732.2	147675.6	156058.9	171200.0
Civil partnership.....	11385	20394.5	176432.4	1268492.1	1581456.1	2251939.5	2615390.9	3206200.0
Ghardh-al-hasanah (interest-free loan)	2603.3	10643.8	40789	178483.5	216129.7	281394.2	316861.3	365900.0
Hire purchase.....	624	1580.1	34806.4	24603	27434.9	24633.7	27966.6	17600.0
Forward transactions	2878.7	17755.6	57189.1	20136.3	17652.6	17194.8	25856.4	25900.0
Legal partnership.....	2184.5	3867.6	21396	67765.2	103724.3	160125.8	192815.2	248500.0
Direct investment.....	1614.8	2228.5	11483	30037.1	44131.9	49446.9	57856	79700.0
Jualah.....	3836	3748.7	59639.9	149726.7	189525.7	251906.5	286379.7	305900.0
Debt purchase.....	10.3	19.9	2001.0	0.0	0.0	0.0	0.0	0.0
Other facilities ⁽²⁾	3795.4	15745.2	117288.8	548069.2	570507	669970.1	725906.1	802500.0
<i>Commercial banks</i>	43088.4	164210.9	737336.6	727804.2	763972.9	848745.2	944742.3	⁽⁴⁾1110500.0
Installment sale.....	18524.9	94962.4	350191.8	218164.5	220911.5	242532.9	315377.8	257200.0
Mudarabah.....	3319.1	11230.6	59425.2	36143.9	35786.4	38670.5	37076.6	43900.0
Civil partnership.....	7090.5	15264.5	90546	141005.3	171666.7	224770.5	253117.7	373800.0
Ghardh-al-hasanah (interest-free loan)	2192.1	9517.8	33938.8	56404.6	60926.8	62812.9	69366	84400.0
Hire purchase.....	498.4	1087.5	8106.1	6551.2	6977	7224.7	8700.9	4900.0
Forward transactions	2497.8	14638.3	49872.2	12213.5	9070.3	6659.5	10419.9	10100.0
Legal partnership	1730.1	3145.2	12789.5	7990.7	7598.1	5217.5	9369.4	13100.0
Direct investment.....	1250.9	1957.7	9565	4963.5	7136.8	9351.7	16240.8	25600.0
Jualah	3496.7	3390.6	45288.4	75822.8	86331.1	97065.6	103715.6	112900.0
Debt purchase	10.3	15.8	234.1	0.0	0.0	0.0	0.0	0.0
Other facilities ⁽²⁾	2477.6	9000.5	77379.5	168544.2	157568.2	154439.4	121357.6	125700.0
<i>Specialized banks</i>	14924.7	72145.9	278439.8	1004130.4	1225192.9	1409340.1	1612445.8	⁽⁴⁾1802400.0
Installment sale.....	6643.6	52930.5	183087.7	533634.2	687729.2	832825.1	1020588.7	1126900.0
Mudarabah.....	593.5	1776.4	2591.2	5618.3	6028.7	6702.8	6607.2	8600.0
Civil partnership.....	4294.5	5088.8	36467.7	326832.4	366163.2	377895.8	352752.1	387600.0

**14. 12. CLAIMS BALANCE OF BANKS⁽¹⁾ AND NON-BANK CREDIT INSTITUTIONS ON
NON-PUBLIC SECTOR FOR EXTENDED FACILITIES⁽¹⁾ BY TYPE OF ISLAMIC
CONTRACTS AT THE END OF THE YEAR** (continued) (bln rials)

Description	The year 1375	The year 1380	The year 1385	The year 1390	The year 1391	The year 1392 ⁽³⁾	The year 1393	The year 1394
Ghardh-al-Hasaneh (interest-free loan)	411.2	1124.1	6261.9	37545.4	45676.3	28398.6	30638.9	37900.0
Hire purchase.....	125.6	466	3818.1	4494	4482.3	4428.8	4757	4900.0
Forward transactions	380.9	3039.2	7011.7	7205.6	7946.5	8704.1	11571.5	14600.0
Legal partnership	454.4	700.3	6023.1	7066.7	9183.2	8956.3	10082.7	13600.0
Direct investment.....	363.9	270.8	156.2	2252.7	2402.7	3340.8	4588.6	5300.0
Jualah	339.3	25.2	3572.5	16354.9	23602.4	50908.4	67033.5	77300.0
Debt purchase	0.0	1.9	78.2	0.0	0.0	0.0	0.0	0.0
Other facilities ⁽²⁾	1317.8	6722.7	29371.5	63126.2	71978.4	87179.4	103825.6	123800.0
Private banks and non-bank credit institutions.....	×	1093.3	163946.1	1724698.7	2078424.8	3089832.9	3683756.2	⁽⁴⁾ 4362800.0
Installment sale.....	×	477.4	34790.5	291281.1	282655.5	418273.1	499886.7	415800.0
Mudarabah.....	×	88.9	28610.5	84478.2	83917.1	102302.3	112375.1	118700.0
Civil partnership.....	×	41.2	49418.7	800654.4	1043626.2	1649273.2	2009521.1	2444800.0
Ghardh-al-hasaneh (interest-free loan)	×	1.9	588.3	84533.5	109526.6	190182.7	216856.4	243600.0
Hire purchase.....	×	26.6	22882.2	13557.8	15975.6	12980.2	14508.7	7800.0
Forward transactions.....	×	78.1	305.2	717.2	635.8	1831.2	3865	1200.0
Legal partnership.....	×	22.1	2583.4	52707.8	86943	145952	173363.1	221800.0
Direct investment.....	×	0	1761.8	22820.9	34592.4	36754.4	37026.6	48800.0
Jualah	×	332.9	10779	57549	79592.2	103932.5	115630.6	115700.0
Debt purchase.....	×	2.2	1688.7	0.0	0.0	0.0	0.0	0.0
Other facilities ⁽²⁾	×	22	10537.8	316398.8	340960.4	428351.3	500722.9	553000.0

1. Including profits and revenues of coming years.

2. Including property transactions outstanding, overdue debts, matured liabilities and debt purchase as of the year 1387.

3. Since in the year 1392, the data related to the six banks of "Iran Zamin Bank", "Resalat Gharz-al-hasaneh Bank", "Middle East Bank", "Kish International Free Zone Bank (IFB)", "Iran-Venezuela Bi-National Bank (IVBB)", and "Ghavamin Bank" as well as four non-bank credit institutions of "Salehin Finance and Credit Institution", "Pishgaman Finance and Credit Institution (Ati)", "Kosar Finance and Credit Institution" and "Askariye Credit Institution" were added to money and banking data, therefore the data of the mentioned year were revised.

4. With respect to the addition of Murabaha and Istisna'a facilities to the different types of the Islamic contracts, the statistics of the mentioned facilities have been included in the total since the year 1394.

Source: Central Bank of the Islamic Republic of Iran.

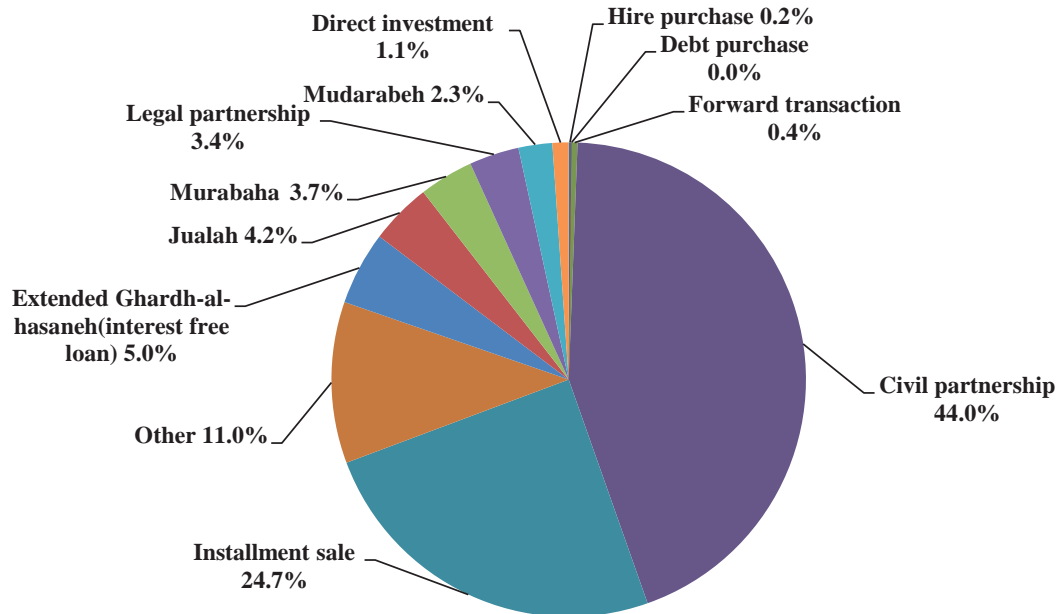
14. 13. SHARE OF DIFFERENT ECONOMIC SECTORS FROM CHANGES IN THE FACILITIES EXTENDED BY BANKS (percent)

Description	Total	Agriculture	Construction and housing	Manufacturing and mining	Services
<i>Total</i>					
1380.....	100.0	17.6	24.7	36.7	21.0
1385 ⁽¹⁾	100.0	15.9	23.3	21.0	39.8
1390.....	100.0	7.3	38.0	15.3	39.4
1391.....	100.0	7.2	33.9	13.9	45.0
1392.....	100.0	10.7	27.6	18.3	43.4
1393.....	100.0	10.1	28.8	16.6	44.5
1394.....	000	000	000	000	000
<i>Commercial banks</i>					
1380.....	100.0	8.6	18.8	47.2	25.4
1385.....	100.0	15.2	11.2	26.9	46.7
1390.....	100.0	4.1	28.1	26.4	41.4
1391.....	100.0	-15.7	77.1	-3.4	42.0
1392.....	100.0	16.8	56.2	0.8	26.2
1393.....	100.0	5.9	33.1	2.3	58.7
1394.....	000	000	000	000	000
<i>Specialized banks</i>					
1380.....	100.0	49.1	45.0	-0.4	6.3
1385.....	100.0	33.0	69.2	4.5	-6.7
1390.....	100.0	15.2	74.0	4.3	6.5
1391.....	100.0	20.9	63.2	2.4	13.5
1392.....	100.0	29.5	52.7	5.3	12.5
1393.....	100.0	39.5	54.9	8.2	-2.6
1394.....	000	000	000	000	000
<i>Private banks</i>					
1390.....	100.0	2.9	16.4	19.8	60.9
1391.....	100.0	2.1	15.0	21.3	61.6
1392.....	100.0	4.2	16.4	24.5	54.9
1393.....	100.0	4.1	21.1	22.8	52.0
1394.....	000	000	000	000	000

1. Including statistics on non-bank credit institutions as of the year 1385.

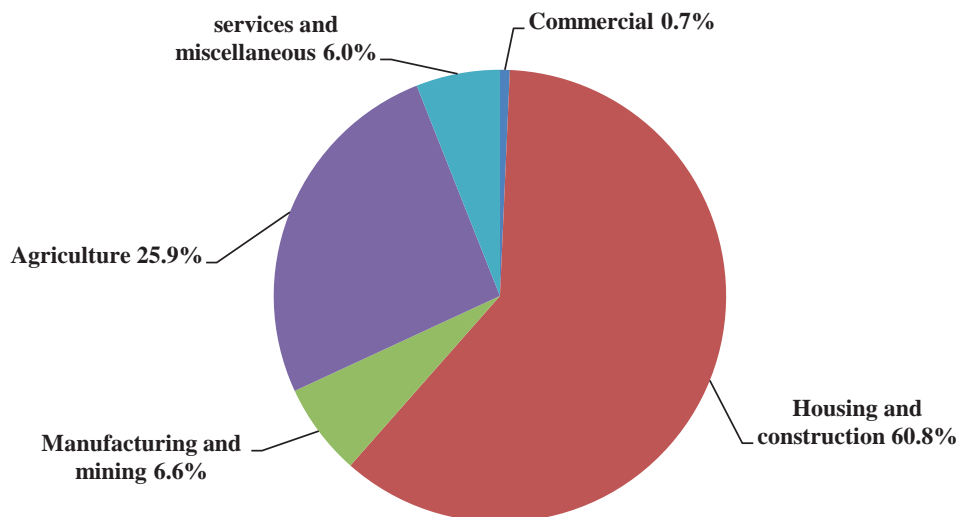
Source: Central Bank of the Islamic Republic of Iran.

14.4. FACILITIES EXTENDED BY ISLAMIC CONTRACTS BY BANKS AND NON-BANK CREDIT INSTITUTIONS, THE YEAR 1394



For data see Table 14.12.

14.5. NET BALANCE OF FACILITIES EXTENDED BY SPECIALIZED BANKS TO NON-PUBLIC SECTORS BY ECONOMIC SECTORS, THE YEAR 1394



For data see Table 14.14.

14. 14. OUTSTANDING FACILITIES EXTENDED BY SPECIALIZED BANKS TO NON-PUBLIC SECTOR BY MAJOR ECONOMIC SECTORS
(bln rials)

Year	Total	Agriculture	Manufacturing and mining	Housing construction	Export	Services and miscellaneous
1375.....	000	000	000	000	000	000
1380.....	000	000	000	000	000	000
1385.....	000	000	000	000	000	000
1390.....	833028.1	182378.8	57517.5	538806.5	9240.4	45084.9
1391.....	996488.3	216479.2	61392.6	642243.7	10031.1	66341.7
1392 ⁽¹⁾	2362238	222340	706033	287074	305423	841368
1393 ⁽²⁾	3414156	255838	1064924	404492	433080	1255822
1394.....	1412951.1	365399.5	93048.4	859631	9548.7	85323.5

1. Since in the year 1392, the data related to the six banks of "Iran Zamin Bank", "Resalat Gharz-al-hasaneh Bank", "Middle East Bank", "Kish International Free Zone Bank (IFB)", "Iran-Venezuela Bi-National Bank (IVBB)", and "Ghavamin Bank" as well as four non-bank credit institutions of "Salehin Finance and Credit Institution", "Pishgaman Finance and Credit Institution (Ati)", "Kosar Finance and Credit Institution" and "Askariye Credit Institution" were added to money and banking data, therefore the data of the mentioned year were revised.

2. Ghardh-al-hasaneh Mehr Bank changed into a private bank as of Shahrivar of the year 1393.

Source: Central Bank of the Islamic Republic of Iran.

14. 15. NUMBER AND VALUE OF EXCHANGED AND RETURNED CHECKS IN TEHRAN BANKING CHECKS' CLEARING HOUSE
(1000 sheets- bln rials)

Year	Checks exchanged		Checks returned	
	Number	Value	Number	Value
1375.....	32990	261097	2047	13264
1380.....	58819	832755	2935	36849
1385.....	78201	2998758	3599	109263
1390.....	51368	7367062	6374	356068
1391.....	50648	9045035	5975	430143
1392.....	46433	11121654	5082	517315
1393.....	000	000	000	000
1394.....	000	000	000	000

Source: Central Bank of the Islamic Republic of Iran.

14. 16. SUMMARY OF PARTICIPATION PAPERS ISSUED AT THE END OF THE YEAR**(bln rials)**

Year	Number of projects	Total issued amount	Sold amount	Matured amount	Not-matured amount	Provisional profit rate (percent)
1375.....	3	400.6	400.6	000	700.6	20-24
1380.....	11	16100.0	15543.3	6233.5	19729.5	17.0
1385.....	18	45700.0	37962.1	19252.1	86877.6	15.5
1390.....	25	92167.0	47905.0	000	000	15.5-20
1391.....	38	222448.9	123218.1	000	000	20.0
1392.....	15	88916.9	43421.5	000	000	20-23
1393.....	000	32500.0	⁽¹⁾ 7131.0	000	000	22.0
1394.....	000	108239.0	49639.0	000	000	18.0-21.0

1. The amount of 4870 billion rials of sold papers in the year 1393 is related to participation paper issued by municipalities in the year 1392.

Source: Central Bank of the Islamic Republic of Iran

14. 17. NATIONAL FOREIGN DEBTS AT THE END OF THE YEAR**(mln dollars)**

Year	Total	Short term	Mid-term and long term
1385.....	23514	9100	14414
1389.....	22814	11613	11201
1390.....	19185	10320	8865
1391.....	7682	943	6739
1392.....	6655	777	5878
1393.....	5107	432	4676
1394.....	7476	2019	5456

Source: Central Bank of the Islamic Republic of Iran.

14. 18. AVERAGE RATES OF MAJOR EXCHANGE IN THE FORMAL EXCHANGE MARKET AND FREE MARKET (rials)

Year	Formal market				
	Dollar	Euro	Pound	100 JPY (100 Japanese Yen)	Swiss franc
1385.....	000	000	000	000	000
1389.....	000	000	000	000	000
1390.....	10962	15120	17502	13898	12451
1391.....	12260	15809	19405	14893	13067
1392.....	21253	28552	33885	21213	23225
1393.....	26509	000	000	000	000
1394.....	29580	000	000	000	000

Year	Free market				
	Dollar	Euro	Pound	100 JPY (100 Japanese Yen)	Swiss franc
1385.....	9226	11839	17437	7865	7450
1389.....	000	000	000	000	000
1390.....	13568	18679	21889	17053	15083
1391.....	26059	33960	41499	30909	27829
1392.....	31839	42637	50380	31945	34666
1393.....	32800	41980	52986	30163	35484
1394.....	34501	38215	52092	28780	35535

Source: Central Bank of the Islamic Republic of Iran.

14. 19. PREMIUMS RECEIVED BY TYPE OF INSURANCE (bln rials)

Type of insurance	The year 1380	The year 1385	The year 1389	The year 1390	The year 1391	The year 1392 ⁽¹⁾	The year 1393 ⁽¹⁾	The year 1394
Insurance market	4827	23649	51040	70870	100495	129954	159192	189563
Fire	518	1787	3086	3918	4393	5879	8769	10135
Cargo	390	912	816	815	1076	1594	2559	2619
Accident	152	446	900	1147	1477	1899	1887	2324
Driver accidents.....	278	871	2058	2089	5151	6088	7373	8420
Car body	507	3387	5658	6046	7174	10285	12626	13915
Third party and surplus .	1612	10722	22696	30802	44742	51629	65979	70731
Health	639	2104	7968	15021	21387	30501	34773	51467
Ship (hull)	21	77	229	801	1103	2023	1284	1488
Aircraft	53	323	537	606	741	1349	1694	1504
Engineering	75	523	1142	1451	1503	2004	4684	5038
Money	5	27	61	74	87	103	68	80
Responsibility	166	1050	2995	4082	5768	8318	10655	11022
Credit	0	147	155	487	384	203	9	4
Oil and energy	0	616	903	1075	2028	2048	1156	1460
Life.....	394	653	1811	2424	3421	5964	5548	9313
Other	17	4	27	32	60	69	127	45

1. Revised figures.

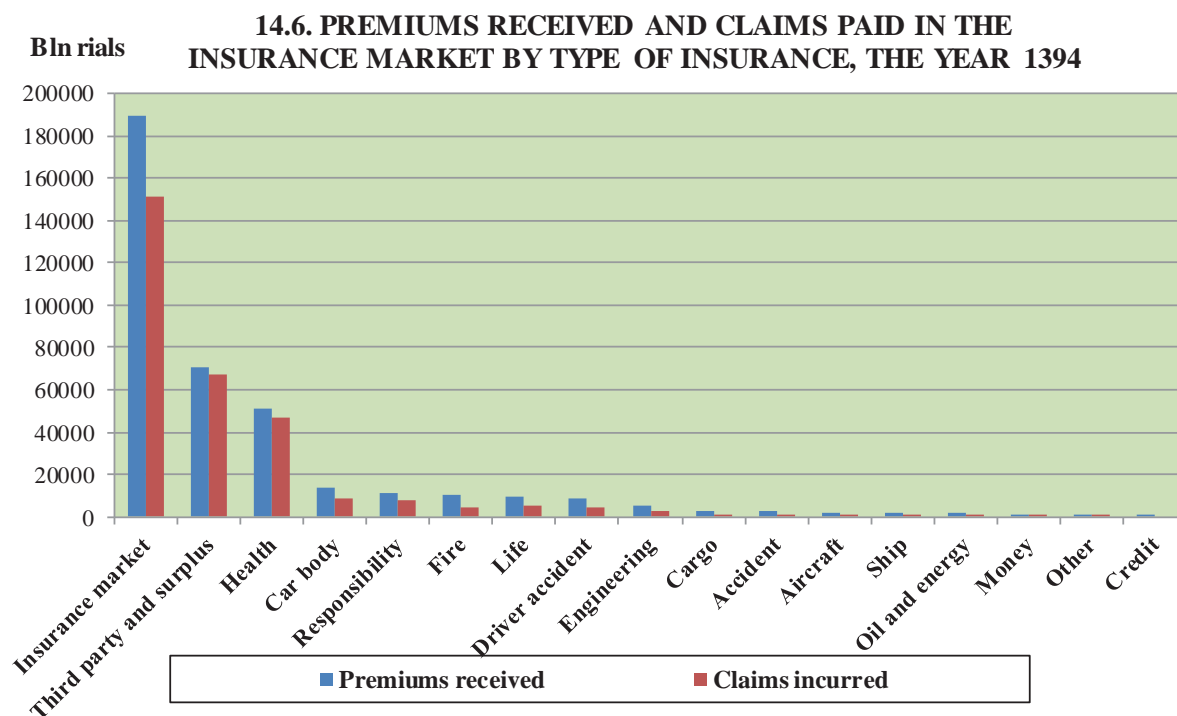
Source: Central Insurance of Iran.

14. 20. CLAIMS INCURRED BY TYPE OF INSURANCE**(bln rials)**

Type of insurance	The year 1380	The year 1385	The year 1389	The year 1390	The year 1391	The year 1392 ⁽¹⁾	The year 1393 ⁽¹⁾	The year 1394
Insurance market	3931	17620	40515	54052	83027	116022	137667	15506
Fire	135	331	854	1144	2031	2457	3315	4353
Cargo	61	238	227	262	402	411	767	753
Accident	92	200	300	381	535	657	678	1057
Driver accidents.....	121	332	558	720	2425	2780	6443	4711
Car body	262	2657	3596	4170	5305	6612	8220	8605
Third party and surplus	2090	10764	20854	27662	40335	53553	69878	67322
Health	666	1378	9921	15094	23051	35801	33776	46761
Ship (hull)	23	84	269	483	924	537	1000	1301
Aircraft	19	189	220	120	149	69	573	681
Engineering	12	-180	683	540	825	981	1890	2679
Money	3	7	14	11	16	20	13	8
Responsibility	114	621	1523	1653	4195	6835	6583	7857
Credit	0	144	114	47	139	310	46	-104
Oil and energy	0	312	218	152	276	675	105	165
Life	313	540	1153	1596	2374	4298	4338	5325
Other	19	2	12	17	46	24	43	31

1. Revised figures.

Source: Central Insurance of Iran.



For data see Tables 14.19 and 14.20

14. 21. COEFFICIENT OF CLAIMS PAID BY TYPE OF INSURANCE

(percent)

Type of insurance	The year 1380	The year 1385	The year 1389	The year 1390	The year 1391	The year 1392 ⁽¹⁾	The year 1393 ⁽¹⁾	The year 1394
<i>Insurance market</i>	<i>81.4</i>	<i>74.5</i>	<i>79.4</i>	<i>76.3</i>	<i>82.6</i>	<i>89.3</i>	<i>86.4</i>	<i>79.9</i>
Fire	26.1	18.5	27.7	29.2	46.2	41.8	37.8	42.9
Cargo	15.7	26.1	27.9	32.2	37.4	25.8	30	28.8
Accident	60.5	44.8	33.3	33.2	36.2	34.6	35.9	45.5
Driver accidents	43.4	38.2	27.1	34.4	47.1	45.7	87.4	56
Car body	51.7	78.5	63.6	69	73.9	64.3	65.1	61.8
Third party and surplus	129.7	100.4	91.9	89.8	90.1	103.7	105.9	95.2
Health	104.3	65.5	124.5	100.5	107.8	117.4	97.1	90.9
Ship (hull)	107.1	109	117.4	60.3	83.8	26.5	77.9	87.4
Aircraft	36.2	58.5	41	19.7	20.1	5.1	33.8	45.2
Engineering	15.6	-	59.8	37.2	54.9	49	40.4	53.2
Money	66	25.4	23	15.5	18.9	19.4	19.4	9.5
Responsibility	68.5	59.1	50.8	40.5	72.7	82.2	61.8	71.3
Credit	-	97.7	73.4	9.7	36.2	152.9	498.9	-
Oil and energy	-	50.6	24.2	14.1	13.6	33	9.1	11.3
Life.....	79.6	82.7	63.7	65.8	69.4	72.1	78.2	57.2
Other	110.5	68.3	43.4	52	76.8	35.2	33.8	69.5

1. Revised figures.

Source: Central Insurance of Iran.

**14. 22. NUMBER OF CORPORATIONS ACCEPTED ON TEHRAN STOCK EXCHANGE AND
THE NUMBER AND VALUE OF TRANSACTIONS**
(1000 shares; mln rials)

Year	Number of corporations accepted	Transactions	
		Number	Value
1375.....	246	901768	4381597
1380.....	318	1705559	7830933
1385.....	416	14784391	55644206
1390.....	343	73188831	226447349
1391.....	322	80156154	257072476
1392.....	317	189688843	964198174
1393.....	314	165184447	542522060
1394.....	320	204698690	426849866

Source: Tehran Stock Exchange.

14. 23. CORPORATIONS ACCEPTED ON TEHRAN STOCK EXCHANGE BY INDUSTRIES

Industry	The year 1385	The year 1389	The year 1390	The year 1391	The year 1392	The year 1393	The year 1394
Total	416	342	343	322	317	314	320
Mining of coal, lignite and charcoal...	1	1	1	1	1	1	1
Farming and related services activities	1	1	1	1	1	1	1
Mining of metallic mineral.....	8	8	8	8	8	9	9
Exploitation of other mines	2	1	1	1	1	1	1
Manufacture of textiles	22	3	3	3	3	2	2
Tanning, dressing of leather and manufacture of footwear	1	1	1	1	1	1	1
Wood and wood products	2	2	2	2	1	1	1
Paper and paper products	7	4	4	2	2	2	2
Publishing, printing and reproduction of media	1	1	1	1	1	1	1
Oil products, coke and nuclear fuels	4	6	6	6	6	7	7
Rubber and plastic products	15	10	10	8	6	7	7
Manufacture of basic metals.....	26	24	23	22	21	19	19
Manufacture of metal products	18	9	8	7	5	5	5
Machinery and equipment	33	16	16	14	12	11	11
Electrical apparatus	13	11	9	8	8	8	10
Manufacture of radio, television and communication equipment and apparatus	7	4	3	1	1	1	1
Medical, optical and measurement instruments.....	2	1	1	1	1	1	1
Motor vehicle and manufacture of accessories.....	31	31	31	31	31	31	31
Transport equipment	2	×	×	×	×	×	×
Manufacture of furniture and products.....	2	×	×	×	×	×	×
Lump sugar and sugar	17	14	13	12	12	12	12
Multi -industry corporations.....	3	4	4	4	4	4	4
Food products and beverages, excluding lump sugar and sugar	33	22	22	20	20	20	20
Pharmaceutical products and materials	30	27	27	27	27	27	28
Chemical products	33	27	30	29	31	27	28
Industrial contract working	1	1	1	×	×	×	×
Computer and related activities	3	3	5	5	5	5	5
Technical and engineering services ...	2	2	2	2	2	2	2
Real estates and properties, housing mass production.....	13	12	12	12	11	12	12
Tiles and ceramics	10	10	10	10	10	10	10
Cement, lime and gypsum	28	30	30	30	30	30	31
Other non-metallic mineral products	22	20	19	12	11	11	11
Investments	12	14	14	15	16	16	16
Banks and credit institutes.....	3	8	10	10	10	11	11
Other financial intermediations.....	4	4	4	4	5	5	5
Transport, storage and communications.....	4	4	5	5	5	5	5
Telecommunications.....	×	1	1	1	2	2	2
Extraction of oil, gas and related services except exploration.....	×	1	1	1	1	1	1
Insurance and retirement fund excluding social security.....	×	4	4	5	5	5	6

Source: Tehran Stock Exchange.

14. 24. SHARES TRANSACTED OF ACCEPTED CORPORATIONS ON TEHRAN STOCK

EXCHANGE BY INDUSTRIES

(1000 shares)

Industry	The year 1385	The year 1389	The year 1390	The year 1391	The year 1392	The year 1393	The year 1394
Total.....	14784391	101912743	73188831	80156154	189688843	165184447	204698690
Mining of coal, lignite and charcoal ...	6859	9649	70145	67019	101535	51872	106695
Farming and related services activities.....	258	494	7294	2225	7056	5925	18094
Mining of metallic mineral	1151038	1923853	2100537	4452168	18776251	5647276	3187164
Exploitation of other mines	3110	1618	897	93	35683	55453	82327
Manufacture of textiles	3868	143362	4983	3046	6974	1521	2074
Tanning, dressing of leather and manufacture of footwear.....	367	11280	75	18766	1684	6241	4650
Wood and wood products	59	7344	1536	7910	34960	19995	13682
Paper and paper products	5957	11548	29842	18774	97320	148266	81402
Publishing, printing and reproduction of media	861	9748	4938	2317	11733	29263	121944
Oil products, coke and nuclear fuels ..	75587	2292983	2634782	6759193	7529580	3959111	6125190
Rubber and plastic products.....	73062	329285	550745	216579	725865	891620	1059158
Manufacture of basic metals.....	1733522	12515400	6764289	9069954	14785618	8274044	13497335
Manufacture of metal products.....	33133	1805719	1288799	1222221	2367691	2596603	3589810
Machinery and equipment	684142	579541	383155	291349	1923967	3194156	3422469
Electrical apparatus.....	165387	449730	814447	1415701	1636755	1827912	8196900
Manufacture of radio, television and communication equipment and apparatus	58413	140788	52333	23142	59007	43122	99850
Medical, optical and measurement instruments.....	8979	43690	32397	13771	167305	125914	125958
Motor vehicle and manufacture of accessories	2090636	20115995	7272402	8804470	24106806	38842994	52588190
Transport equipment.....	999	×	×	×	×	×	×
Manufacture of furniture and products	1548	×	×	×	×	×	×
Lump sugar and sugar.....	38851	102233	619933	694532	499673	746955	2742689
Multi -industry corporations	1625691	2595055	4536431	7630222	6337030	8139911	4822247
Food products and beverages, excluding lump sugar and sugar	270641	411927	1594750	1031966	3252205	2358179	2769905
Pharmaceutical products and materials.....	226697	547223	1008938	318363	2187088	1484310	1507864
Chemical products	561139	4592237	3595858	6635298	38395452	13418953	9794111
Industrial contract working.....	45269	1748994	1765705	×	×	×	×
Computer and related activities	81498	188339	574149	481878	2061844	1507031	1079407
Technical and engineering services	1872	3288617	1069163	1052824	4124729	1352144	1745882
Real estates and properties, housing mass production.....	1372170	849148	1660939	2387301	4237743	4905967	6264975
Tiles and ceramics	25440	156302	488271	643000	738939	393812	713230
Cement, lime and gypsum	797138	1163099	1175902	1706043	4532785	4065944	2377610
Other non-metallic mineral products	83562	452097	443116	581140	1145580	863481	1158485
Investments	1381345	4917442	9089267	5531621	1737421	13693623	13276279
Banks and credit institutes	1959825	23246122	17887315	13993028	36440310	36190113	54738208
Other financial intermediations	177355	605453	567989	1447919	3469367	4683653	4264907
Transport, storage and communications.....	38113	2452497	759204	452468	827655	1097298	1566160
Telecommunications.....	×	11975477	1390423	1120921	3090821	1931642	1292029
Extraction of oil, gas and related services except exploration.....	×	1682157	1979091	967624	625709	497730	557567
Insurance and retirement fund excluding social security.....	×	546297	968791	1091308	3608702	2132413	1704243

Source: Tehran Stock Exchange.

14. 25. VALUE OF SHARES TRANSACTED OF ACCEPTED CORPORATIONS ON TEHRAN STOCK EXCHANGE BY INDUSTRIES
(mln rials)

Industry	The year 1385	The year 1390	The year 1391	The year 1392	The year 1393	The year 1394
Total	55644206	226447349	257072476	964198174	542522060	426849866
Mining of coal, lignite and charcoal.....	101350	404038	242092	470974	188542	180831
Farming and related services activities	1697	119003	45362	198391	179187	473773
Mining of metallic mineral.....	8479110	12357684	23519249	24580910	19297717	5178822
Exploitation of other mines	38827	2867	268	282330	398078	435664
Manufacture of textiles	7743	18788	9526	80001	17054	21635
Tanning, dressing of leather and manufacture of footwear	254	542	33033	5720	37097	29521
Wood and wood products	149	9540	24677	158264	87980	36285
Paper and paper products	23148	72405	60625	719046	593195	208887
Publishing, printing and reproduction of media	7892	16696	9310	112091	385503	472350
Oil products, coke and nuclear fuels	494681	8556053	24418499	122682701	24307186	24283911
Rubber and plastic products	216578	836478	469852	3909334	2779068	2407181
Manufacture of basic metals.....	9117561	26314850	46896056	95039639	26896642	16414538
Manufacture of metal products	48191	3001595	2051676	10938535	9123770	13664435
Machinery and equipment	2529693	700687	474213	4867768	9334848	5424507
Electrical apparatus	315783	3668238	4093694	8568702	9113733	37298280
Manufacture of radio, television and communication equipment and apparatus ..	200290	50836	26431	291519	159417	734704
Medical, optical and measurement instruments.....	12153	456178	171767	2240926	1352626	1976522
Motor vehicle and manufacture of accessories.....	6215714	19394188	10581421	50563655	74926999	89931697
Transport equipment	1006	×	×	×	×	×
Manufacture of furniture and products.....	1924	×	24677	×	×	×
Lump sugar and sugar	130587	4811647	6770702	5269127	2251619	5395163
Multi -industry corporations.....	5966485	16544454	32650293	34844182	28176247	12151197
Food products and beverages, excluding lump sugar and sugar	750580	4400590	4004816	17411533	10536253	6529986
Pharmaceutical products and materials	1510772	4492362	1363608	16887594	10430679	9454187
Chemical products	4290634	20298107	41799059	332105205	161965621	36037700
Industrial contract working	153341	3612880	×	×	×	×
Computer and related activities	442628	5037288	3830583	12226921	6053232	3643016
Technical and engineering services	15980	3880361	2296506	23603814	10157997	14081702
Real estates and properties, housing mass production	4988741	3117366	4695120	12485161	12931665	11692225
Tiles and ceramics	50875	1424957	1639788	3436496	1303564	979185
Cement, lime and gypsum	4129252	2720322	3859636	21404954	12020725	4851827
Other non-metallic mineral products.....	118308	1145779	1112609	10006239	5550231	4299269
Investments	1343766	14869374	5786188	37299946	19574511	15539480
Banks and credit institutes.....	3448425	42332137	24394264	79677088	51807400	73761582
Other financial intermediations.....	228231	1432189	1381348	6252169	8729763	8779677
Transport, storage and communications.....	261857	3024319	928000	3821940	4147729	7492579
Telecommunications.....	×	4813930	2728070	12754580	11766051	8291686
Extraction of oil, gas and related services except exploration.....	×	9105450	2719905	3410517	2881276	2050308
Insurance and retirement fund excluding social security.....	×	3403170	1959553	5590199	3058853	2645554

Source: Tehran Stock Exchange.

14. 26. GENERAL CHARACTERISTICS OF CREDIT COOPERATIVES AT THE END OF THE YEAR
(mln rials)

Description	Number	Members	Employees	Capital
<i>Registered cooperatives⁽¹⁾</i>				
1375.....	804	304761	2600	4099793
1380.....	1646	455606	12457	5443928
1385.....	1981	505995	13786	6563079
1390.....	2026	269585	29268	6268037
1391.....	2026	583713	54952	6731567
1392.....	2028	598715	38737	8746512
1393.....	2026	580595	40834	33051347
1394.....	2022	617367	38980	18713991
<i>Cooperatives under establishments</i>				
1375.....	7	1584	0	38
1380.....	6	696	29	379
1385.....	44	6798	146	2393
1390.....	3	431	55	703
1391.....	2	381	5	503
1392.....	000	000	000	000
1393.....	000	000	000	000
1394.....	000	000	000	000
<i>Cooperatives in operation</i>				
1375.....	462	241652	2308	4083431
1380.....	1065	374546	11331	5419732
1385.....	1286	415478	12239	6532557
1390.....	1060	391959	26132	6128484
1391.....	984	418367	44113	6101600
1392.....	918	415949	31938	8078009
1393.....	852	424598	32682	31429864
1394.....	813	436803	29198	16923893

14. 26. GENERAL CHARACTERISTICS OF CREDIT COOPERATIVES AT THE END OF THE YEAR (continued)

(mln rials)

Ostan	Number	Members	Employees	Capital
East Azarbayejan.....	40	26445	1612	71374
West Azarbayejan	66	41422	142	591131
Ardebil	6	950	56	637
Esfahan	43	18637	788	1568774
Alborz.....	8	8168	1693	41179
Ilam	8	1647	39	3963
Bushehr	11	1666	22	1513
Tehran	140	147057	16977	12862144
Chaharmahal&Bakhtiyari.....	33	3807	540	15054
South Khorasan	4	2951	12	7708
Khorasan-e-Razavi	53	48670	1203	1143766
North Khorasan	3	397	555	8213
Khuzestan	21	8156	1371	40272
Zanjan.....	27	11811	51	34517
Semnan	12	4236	28	17078
Sistan&Baluchestan	10	3150	33	22491
Fars	38	11663	258	58735
Qazvin	17	11357	30	30896
Qom	9	922	9	542
Kordestan	53	10838	60	99983
Kerman	10	4968	80	2843
Kermanshah	37	12595	1499	4344
Kohgiluyeh&Boyerahmad	7	1054	179	1010
Golestan.....	7	3939	61	16090
Gilan.....	17	1651	283	39788
Lorestan.....	15	220	132	1017
Mazandaran	25	24790	280	151049
Markazi	22	3789	57	13000
Hormozgan.....	12	1465	289	6178
Hamedan	21	4872	43	14000
Yazd	38	13510	816	54589

1. Including cooperatives in operation, out of operation and under establishment.

Source: Ministry of Cooperatives, Labor and Social Welfare.