

### *Introduction*

**T**his chapter presents statistics in three sections: "Domestic trade", "Foreign trade" and "Hotels and restaurants".

**1. Domestic trade.** The first survey of trade establishments was conducted in the cities of Tehran and Esfahan by the General Department of Public Statistics of the Ministry of the Interior in the years 1332 and 1336 respectively. Following the United Nations recommendations, General Department of Trade Statistics of the Ministry of Finance of the time conducted a survey in the year 1344, the results of which were disseminated. In the year 1345, General Department of Statistics of the Ministry of Economy of the time implemented pilot census of wholesale establishments in Tehran, the results of which were disseminated in 1346. Also, the mentioned Department collected and disseminated data relating to trade establishments in 250 cities of the country through sample surveys from the year 1346 to the year 1351. In connection with compilation of national accounts, the Central Bank of the Islamic Republic of Iran has collected trade statistics since years ago.

The Statistical Centre of Iran executed two pilot sample surveys during the years 1355 and 1356, one in the city of Rasht and the other in Tehran, Zahedan, Kermanshah and Khorramshahr. In the 1355 and 1365 National Censuses of Population and Housing and the 1370 Multi-Round Population Survey, statistics on nationwide trade establishments were collected.

In the late 1366 and the early 1367, survey of establishments engaged in the sale and purchase

of commodities in urban areas was executed on a large scale by the SCI. Then, in 1369, statistical information on these establishments was collected in both urban and rural areas. In 1373, sample survey of trade establishments was carried out.

Statistics on trade establishments presented in this yearbook were provided by using results obtained from the 1381 General Census of Establishments including number of establishments and average number of workers engaged in "wholesale trade, retail trade and repair of motor vehicles, and personal and household goods".

In addition, this chapter presents statistics for types of transactions registered in notary publics and land registration offices representing some of trade activities provided by the State Organization for Registration of Deeds and Properties.

Statistical data on urban and rural cooperatives included in the statistical yearbook have been obtained from related organizations since the years 1339 and 1342 respectively. Statistics on rural cooperatives and unions presented here are from the Central Organization of Rural Cooperatives, and statistics on other cooperatives are from the Ministry of Cooperatives.

**2. Foreign trade.** Statistics on foreign trade of Iran have continuously been produced and disseminated since the year 1279. They are annually provided by Iran Customs Administration according to data in reports of in-

coming and out-going commodities released from the customs houses of the country.

The statistics presented in this chapter are from the Foreign Trade Statistics Yearbooks of the Islamic Republic of Iran. They comprise the volume of commercial exchanges, amount and value of commodities imported and exported, as well as the share of different countries in total imports and exports.

It should be noted that imports and exports value experienced increases in foreign trade tables from the years 1373 and 1381 on. One of the reasons for the increases is the dramatic changes in exchange rates.

**3. Hotels and restaurants.** Survey of establishments serving food and beverages was first conducted in the city of Rasht in 1355 and then in Tehran, Zahedan, Khorramshahr, and Kermanshah in the year 1356 by the SCI and its results were provided to the users.

In the late 1366, the survey of establishments serving food and beverages was executed in urban areas for the first time by the SCI and its results were disseminated. Moreover, in the year 1369, the survey was implemented in urban and rural areas and its outcomes were disseminated.

Based on the frame information from the 1370 Multi-Round Population Survey, the survey of establishments serving food and beverages was executed in the year 1373 and its outcomes were disseminated.

In this yearbook, fresh statistics, obtained from the results of the 1381 Establishments Census, on the number of hotels, other temporary public accommodations, restaurants, and establishments serving food and beverages, as well as the number of workers are presented in this yearbook.

Also included here are statistics on the quality of accommodation facilities, number of rooms, and number of beds, obtained from Iran Touring & Tourism Organization (ITTO), affiliated to the Ministry of Culture and Islamic Guidance until the year 1382. However, by merging Iran Touring and Tourism Organization and Iran Cultural Heritage Organization into Touring and

Cultural Heritage Organization in the late 1382, the mentioned statistics are supplied by the newly-established Organization. They have been collected since the establishment of Iran Tourism Organization in the year 1342 and included in the statistical yearbook since the year 1345. Considering recent changes in administrative divisions, the data appeared in tables 10.2, 10.3, 10.24 and 10.25, originally from the results of the 1381 General Census of Establishments, were accordingly adjusted.

#### ***Definitions and concepts***

***Commercial establishment:*** a part of a place or a number of places in which a group of production factors is engaged in purchase and sale of goods (wholesale, retail trade) and provision of depended services under single accounting and management unit. Establishments engaged in repair of motor vehicles, personal and household goods, preparing and rendering food and beverages, providing services and facilities for short stay of passengers are known as commercial establishment.

***Wholesale:*** the reselling (without change) of new or used goods in large quantities to retailers, industrial, commercial, administrative consumers, departments, or to other wholesalers or those working as agents or brokers to sell or purchase commercial articles for such persons or companies.

***Retail trade:*** the resale (without change) of new or used goods in small quantities to the public for personal or household use in shops, department stores, booths, by post, vendors, street-vendors, consumer cooperatives, sale halls, etc.

***Workers:*** see Chapter7, Definitions and concepts.

***Revocable transactions:*** any contract in which an immovable property is left with the creditor as a property in pawn for satisfactory fulfillment of liabilities so that the creditor may make up for damages from the property under legal conditions in case the debtor ignores his liabilities.

**Surety bond:** responsibility for someone else's performance of an undertaking.

**Rent:** lease or tenancy agreement according to which the tenant gets the right of ownership over the property for a certain period of time.

**Cooperatives:** see "Definitions and Concepts", Chapter 4.

Types of cooperatives operating in different sectors:

1. **Services cooperatives:** companies which are registered and established to provide services in one of service fields based on ISIC.

2. **Producers' supply cooperatives:** cooperatives composed of producing units, which are registered and established to meet their members' different needs.

3. **Consumers' supply cooperatives:** these cooperatives are engaged in procuring and supplying members with different kinds of commodities and appliances required, from inside the country or from abroad, in line with public benefits and reduction of prices and costs. They include employees' consumer co-ops, workers' consumer co-ops, local consumer co-ops, public consumer co-ops, borderers' co-ops, and distributive trade guilds' co-ops.

**Cooperatives in operation:** refers to a cooperative which is operational and has annual financial performance and produces outputs of goods or renders some services.

**Cooperative unions:** refers to combination of at least 7 cooperatives whose field of activities is similar and it is established and registered according to the regulations and the law of cooperative sector.

**Legal reserves of rural cooperative unions:** twenty percent of the annual revenues of rural cooperative companies and unions are considered as indivisible legal reserves.

**Balance of trade:** see Chapter 21, "Definitions and concepts".

**Imports:** refers to purchasing, barter exchange deals or grants of goods and services from a country to another one after customs clearance and observance of other regulations.

The following cases are not included with imports statistics:

- a. The goods which are subject to political legal exemptions included in Article 37 of the customs law approved on 30 Khordad 1350.
- b. Foreign transit goods, exported goods returned from foreign countries, transferred, cabotage<sup>1</sup> and temporary imports.
- c. Used personal goods which are not subject to the customs duties and commercial benefits.
- d. Fuel and oils for vehicles and aircraft.
- e. Used household goods of Iranians living abroad or foreign nationals which are released from the customs houses by special permits under Clause 6 of Article 37.
- f. Gifts to organizations and centres that are subject to exemptions from customs duties.
- g. Goods carried with passengers subject to Article 31.

**Exports:** refers to sales, barter, or gifts or grants, of goods and services from a country to another one after customs clearance and observance of other regulations.

The following cases are not included in exports statistics:

- a. Temporary exports.
- b. Cabotage.
- c. Vehicle and aircraft fuel and oils.
- d. Goods carried with passengers subject to Article 32.

Also, the following items, exported by National Iranian Oil Company and National Iranian Gas Company are not included in non-oil exports and follow certain regulation for export:

- a. Crude oil
- b. Natural gas
- c. Fuel oil
- d. Burning oil
- e. Gas oil
- f. Gas distillations until the year 1374, commodities were classified according to Brussels Tariff Nomenclature approved on 30 Khordad 1350 in which sub-divisions were made

<sup>1</sup>. is the transport of goods between two points in the same country by a vessel or an aircraft registered in another country..

under general regulations of exports and imports of Iran.

As of 1375, the previous classification was replaced by the new international classification called H.S.(Harmonized Commodity Description and Coding System) which consists of 21 sections as follows:

Section I. Live animals; animal products.

Section II. Vegetable products.

Section III. Animal or vegetable fats and oils and their cleavage products; prepared edible fats; animal or vegetable waxes.

Section IV. Prepared foodstuffs; beverages, spirits and vinegar; tobacco and manufactured tobacco substitutes.

Section V. Mineral products.

Section VI. Products of the chemical or allied industries.

Section VII. Plastics and articles thereof; rubber and articles thereof.

Section VIII. Raw hides and skins, leather, furskins and articles thereof; saddlery and harness; travel goods, handbags and similar containers; articles of animal gut.

Section IX. Wood and articles of wood; wood charcoal; cork and articles of cork; manufactures of straw, of esparto or of other plaiting materials; basketware and wickerwork.

Section X. Pulp of wood or of other fibrous cellulosic materials; waste and scrap of paper or paperboard; paper and paperboard and articles there of.

Section XI. Textiles and textile articles.

Section XII. Footwear, headgear, umbrellas, sun umbrellas, walking-sticks, seat-sticks, whips, riding-crops and parts there of; prepared feathers and articles made there with; artificial flowers; articles of human hair.

Section XIII. Articles of stone, plaster, cement, asbestos, mica or similar materials; ceramic products; glass and glassware.

Section XIV. Natural or cultured pearls, precious or semi-precious stones, precious metals, metals clad with precious metals and articles thereof; imitation jewellery; coin

Section XV. Base metals and articles of base metals

Section XVI. Machinery and mechanical appliances; electrical equipment; parts there of; sound recorders and reproducers; television image and sound recorders and reproducers, and parts and accessories of such articles

Section XVII. Vehicles, aircraft, vessels and associated transport equipment

Section XVIII. Optical, photographic, cinematographic, measuring, checking, precision, medical or surgical instruments and apparatus; clocks and watches; musical instruments, parts and accessories there of.

Section XIX. Arms and ammunition; parts and accessories there of

Section XX. Miscellaneous manufactured articles

Section XXI. Works of art, collectors' pieces and antiques

**Value of goods:** value of imports and exports are determined according to C.I.F.<sup>1</sup> and F.O.B<sup>2</sup>. respectively

**Establishment serving foods and beverages:** a certain fixed place where a collection of capital and labour force are employed for serving foods and beverages.

**Accommodation:** a place or a part of a place or a number of certain places in which a group of production factors are working under control and supervision of a single management and accounting unit for the provision of short- stay accommodation for visitors and other travelers as well as providing services and facilities. Accommodations which all people using them are called "public accommodations" and those which are confined to the members of a certain organization are called "private accommodations" Even though the second accommodation of the households, such as apartments and private villas used by the household and family members and their friends are considered as tourism capacities,

<sup>1</sup> .C.I.F. (Cost, Insurance and Freight).

<sup>2</sup> . F.O.B. (Free On Board)

they are not taken into account as accommodations.

**Class of accommodation:** under certain regulations accommodations are divided into 6 classes: luxury or 5-star, 4-star, 3-star, 2- star, 1- star, super luxury and also a group is classified without star (first class, second class and third class) by construction, equipment and installation status and quality of services offered .

**Accommodation capacity:** the grand total of rooms and beds used by travellers in every accommodation facility for a certain period of time.

#### ***Selected information***

In the year 1390, the volume of trade transactions amounted to 1044 thousand bln rials which had an 11 percent increase in comparison to the preceding year. Out of the stated volume, 65 and 35 percents were related to imports and non-oil exports respectively.

In the year 1390, a volume of 38 mln tons of different goods amounting to 673 thousand bln rials were imported into country via customs terminals whose value increased by 1.2 percent in comparison to the preceding year. It should be noted that the maximum volume of imports by value at rials relates to the countries of UAE (31.9 percent out of total value), China (12.0 percent out of total value) and Republic of Korea (7.7 percent of total value). Moreover, in this year (66 mln tons of various kinds of non-oil goods at the value of 371 thousand bln rials were exported abroad via customs terminals whose value increased by 35.4 percent in comparison to the preceding year. The highest volume of exports by value at rials relates to the countries of China (16.7 percent out of total value), Iraq (15.3 percent out of total value) and UAE (13.3 percent out of total value).

In the year 1390, the number of accommodation facilities of the country was 3282 units (including 81999 rooms and 221410 beds).

---

1. *Cabotage is the transport of goods between two points in the same country by the vessel or an aircraft registered in another country.*

**10. 1. ESTABLISHMENTS ENGAGED IN WHOLESALE AND RETAIL TRADE, REPAIR OF MOTOR VEHICLES, MOTORCYCLES AND PERSONAL AND HOUSEHOLD GOODS BY INDUSTRY AND SIZE OF ESTABLISHMENTS, THE YEAR 1381**

industry	Total	1 worker	2 workers	3-5 workers	6-9 workers	10-49 workers	50-99 workers	100+ workers	Not stated
<b>Total country .....</b>	<b>1470070</b>	<b>1054873</b>	<b>305413</b>	<b>95845</b>	<b>8414</b>	<b>5088</b>	<b>221</b>	<b>150</b>	<b>66</b>
Sale, maintenance and repair of motor vehicles and motorcycles; retail sale of automotive fuel .....	241668	139438	70471	27692	2322	1666	39	32	8
Sale of motor vehicles .....	9566	3888	3039	2217	216	195	5	6	0
Maintenance and repair of motor vehicles .....	151823	80202	48729	20341	1467	1035	25	18	6
Sale of motor vehicle parts and accessories .....	46918	32401	11177	3055	163	108	6	7	1
Sale, maintenance and repair of motorcycles and related parts and accessories .....	29150	20683	6904	1493	48	21	0	0	1
Retail sale of automotive fuel .....	4211	2264	622	586	428	307	3	1	0
Wholesale trade and commission trade, except of motor vehicles and motorcycles .....	71106	29999	22600	14847	2038	1439	97	73	13
Wholesale on a fee or contract basis .....	1173	486	359	274	27	25	1	1	0
Wholesale of agricultural raw materials, live animals, food, beverages and tobacco .....	30053	12429	9073	6946	941	591	47	24	2
Wholesale of non-agricultural intermediate products, waste and scrap .....	12876	5513	3742	2796	460	307	23	29	6
Wholesale of machinery, equipment and supplies .....	1311	356	304	402	111	122	10	5	1
Wholesale of textiles and textiles articles, clothing and footwear .....	12900	6111	4776	1857	113	37	3	3	0
Wholesale of household goods .....	5404	2155	1816	1104	148	163	5	10	3
Wholesale of medical and surgical instruments .....	5956	2340	2089	1160	182	176	8	1	0
Other wholesale .....	1433	609	441	308	56	18	0	0	1
Retail trade, except of motor vehicles and motorcycles; repair of personal and household goods .....	1157296	885436	212342	53306	4054	1983	85	45	45
Non-specialized retail trade in stores .....	12894	7689	1940	2111	620	468	38	14	14
Retail sale of food, beverages and tobacco in specialized stores .....	512929	421373	75776	14326	963	460	12	9	10
Retail sale of second-hand goods in stores .....	7870	6517	1114	220	10	8	0	0	1
Retail trade not in stores .....	924	792	110	20	2	0	0	0	0
Repair of personal and household goods .....	78897	63649	12426	2600	136	80	3	3	0
Other retail trade of new goods in specialized stores .....	543782	385416	120976	34029	2323	967	32	19	20

Source: Statistical Centre of Iran.

**10. 2. ESTABLISHMENTS ENGAGED IN WHOLESALE AND RETAIL TRADE, REPAIR OF MOTOR VEHICLES, MOTORCYCLES AND PERSONAL AND HOUSEHOLD GOODS IN URBAN/RURAL AREAS, THE YEAR 1381( continued)**

Ostan	Total			Sale, maintenance and repair of motor vehicles and motorcycles, retail sales of automotive fuel		
	Total country	Urban	Rural	Total	Urban	Rural
<b>Total country .....</b>	<b>1470070</b>	<b>1226041</b>	<b>244029</b>	<b>241668</b>	<b>207249</b>	<b>34419</b>
East Azarbayejan .....	93533	79455	14078	13362	12084	1278
West Azarbayejan .....	66450	55964	10486	11173	10136	1037
Ardebil .....	28553	22944	5609	3997	3751	246
Esfahan .....	110753	96535	14218	22410	19612	2798
Ilam .....	10209	8383	1826	1156	1025	131
Bushehr .....	15582	12579	3003	2325	1924	401
Tehran .....	284722	265711	19011	42242	39209	3033
Chaharmahal & Bakhtiari .....	16956	12107	4849	2308	2005	303
South Khorasan .....	10000	7112	2888	2092	1654	438
Khorasan-e-Razavi .....	128274	106098	22176	23632	20102	3530
North Khorasan .....	14663	10327	4336	2147	1813	334
Khuzestan .....	68181	58083	10098	12425	10745	1680
Zanjan .....	19686	15902	3784	2951	2577	374
Semnan .....	12984	10924	2060	2420	2089	331
Sistan & Baluchestan .....	33339	25821	7518	4872	4258	614
Fars .....	74747	59527	15220	13905	11584	2321
Qazvin .....	22149	17348	4801	3922	3300	622
Qom .....	22701	21912	789	3904	3751	153
Kordestan .....	31488	26401	5087	4275	4058	217
Kerman .....	44363	36983	7380	9109	7801	1308
Kermanshah .....	41469	36711	4758	6154	5756	398
Kohgiluyeh & Boyerahmad .....	8768	6693	2075	976	848	128
Golestan .....	31378	22509	8869	5289	4271	1018
Gilan .....	64862	44654	20208	10183	6061	4122
Lorestan .....	31615	27205	4410	4161	3796	365
Mazandaran .....	74568	51978	22590	12317	7830	4487
Markazi .....	28663	23902	4761	4722	4244	478
Hormozgan .....	19448	13442	6006	2739	1859	880
Hamedan .....	39071	30742	8329	5920	5251	669
Yazd .....	20895	18089	2806	4580	3855	725

**10. 2. ESTABLISHMENTS ENGAGED IN WHOLESALE AND RETAIL TRADE, REPAIR OF MOTOR VEHICLES, MOTORCYCLES AND PERSONAL AND HOUSEHOLD GOODS IN URBAN/RURAL AREAS, THE YEAR 1381 (continued)**

Ostan	Wholesale trade and commission trade <sup>(1)</sup>			Retail sales and repair services of personal and household goods <sup>(1)</sup>		
	Total	Urban	Rural	Total	Urban	Rural
<b>Total country .....</b>	<b>71106</b>	<b>66202</b>	<b>4904</b>	<b>1157296</b>	<b>952590</b>	<b>204706</b>
East Azarbayejan .....	3886	3567	319	76285	63804	12481
West Azarbayejan .....	2455	2294	161	52822	43534	9288
Ardebil .....	925	888	37	23631	18305	5326
Esfahan .....	4676	4019	657	83667	72904	10763
Ilam .....	372	339	33	8681	7019	1662
Bushehr .....	553	498	55	12704	10157	2547
Tehran .....	26593	26140	453	215887	200362	15525
Chaharmahal & Bakhtiari .....	391	306	85	14257	9796	4461
South Khorasan .....	242	163	79	7666	5295	2371
Khorasan-e-Razavi .....	6351	6123	228	98291	79873	18418
North Khorasan .....	303	276	27	12213	8238	3975
Khuzestan .....	2223	1955	268	53533	45383	8150
Zanjan .....	675	633	42	16060	12692	3368
Semnan .....	358	330	28	10206	8505	1701
Sistan & Baluchestan .....	886	772	114	27581	20791	6790
Fars .....	2318	2177	141	58524	45766	12758
Qazvin .....	880	770	110	17347	13278	4069
Qom .....	848	825	23	17949	17336	613
Kordestan .....	1100	1055	45	26113	21288	4825
Kerman .....	1325	1188	137	33929	27994	5935
Kermanshah .....	1589	1534	55	33726	29421	4305
Kohgiluyeh & Boyerahmad .....	172	167	5	7620	5678	1942
Golestan .....	1144	964	180	24945	17274	7671
Gilan .....	2809	2285	524	51870	36308	15562
Lorestan .....	1125	958	167	26329	22451	3878
Mazandaran .....	2696	2147	549	59555	42001	17554
Markazi .....	919	882	37	23022	18776	4246
Hormozgan .....	1088	927	161	15621	10656	4965
Hamedan .....	1422	1294	128	31729	24197	7532
Yazd .....	782	726	56	15533	13508	2025

1. Excluding motor vehicles and motorcycles.

Source: Statistical Centre of Iran.



**10. 3. ESTABLISHMENTS ENGAGED IN WHOLESALE AND RETAIL TRADE, REPAIR OF MOTOR VEHICLES, MOTORCYCLES AND PERSONAL AND HOUSEHOLD GOODS BY SIZE OF ESTABLISHMENTS AND OSTAN, THE YEAR 1381**

Ostan	Total	1 worker	2 workers	3-5 workers	6-9 workers	10-49 workers	50-99 workers	100+ workers	Not stated
<b>Total country .....</b>	<b>1470070</b>	<b>1054873</b>	<b>305413</b>	<b>95845</b>	<b>8414</b>	<b>5088</b>	<b>221</b>	<b>150</b>	<b>66</b>
East Azarbayejan .....	93533	73530	15144	4356	295	193	10	5	0
West Azarbayejan .....	66450	51348	11244	3423	303	131	0	1	0
Ardebil .....	28553	22404	4781	1242	85	37	2	2	0
Esfahan .....	110753	78784	23305	7738	609	300	12	5	0
Ilam .....	10209	7770	2078	314	25	20	2	0	0
Bushehr .....	15582	11023	3619	785	86	65	2	2	0
Tehran .....	284722	176118	74279	29238	2957	1878	108	78	66
Chaharmahal & Bakhtiari .....	16956	13732	2588	562	49	24	0	1	0
South Khorasan .....	10000	7967	1596	389	27	19	2	0	0
Khorasan-e-Razavi .....	128274	89298	29071	8929	595	362	13	6	0
North Khorasan .....	14663	11787	2275	543	39	19	0	0	0
Khuzestan .....	68181	48415	14772	4328	403	249	9	5	0
Zanjan .....	19686	15030	3687	862	60	45	1	1	0
Semnan .....	12984	9890	2351	629	61	48	2	3	0
Sistan & Baluchestan .....	33339	26887	4883	1337	142	88	2	0	0
Fars .....	74747	52842	16042	5105	466	275	8	9	0
Qazvin .....	22149	15213	5212	1572	89	57	3	3	0
Qom .....	22701	16024	5093	1437	90	55	2	0	0
Kordestan .....	31488	22775	6594	1893	150	74	2	0	0
Kerman .....	44363	35881	6321	1819	192	142	6	2	0
Kermanshah .....	41469	30671	8310	2227	168	90	2	1	0
Kohgiluyeh & Boyerahmad .....	8768	6679	1744	290	35	18	1	1	0
Golestan .....	31378	22971	6629	1601	108	60	7	2	0
Gilan .....	64862	48826	12406	3204	250	168	4	4	0
Lorestan .....	31615	24674	5393	1325	121	96	3	3	0
Mazandaran .....	74568	55200	14373	4346	414	218	9	8	0
Markazi .....	28663	21786	5301	1401	88	82	4	1	0
Hormozgan .....	19448	13152	4621	1401	175	94	2	3	0
Hamedan .....	39071	29235	7487	2094	169	85	1	0	0
Yazd .....	20895	14961	4214	1455	163	96	2	4	0

Source: Statistical Centre of Iran.

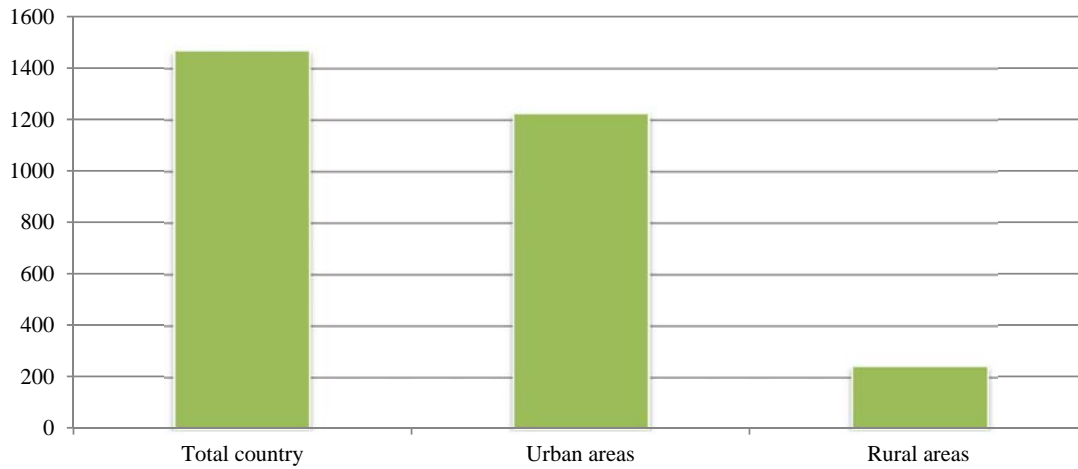
**10. 4. NUMBER OF WORKERS OF ESTABLISHMENTS ENGAGED IN WHOLESALE AND RETAIL TRADE; REPAIR OF MOTOR VEHICLES, MOTORCYCLES AND PERSONAL AND HOUSEHOLD GOODS BY INDUSTRY, THE YEAR 1381**

Industry	Workers
<b><i>Total country</i></b> .....	<b><i>2187658</i></b>
Sale, maintenance and repair of motor vehicles and motorcycles; retail sale of automotive fuel .....	432828
Sale of motor vehicles .....	23895
Maintenance and repair of motor vehicles .....	286472
Sale of motor vehicle parts and accessories .....	69246
Sale, maintenance and repair of motorcycles and related parts and accessories .....	39980
Retail sale of automotive fuel .....	13235
Wholesale trade and commission trade, except of motor vehicles and motorcycles .....	194152
Wholesale on a fee or contract basis .....	3448
Wholesale of agricultural raw materials, live animals, food, beverages and tobacco .....	79901
Wholesale of non-agricultural intermediate products, waste and scrap .....	42689
Wholesale of machinery, equipment and supplies .....	7815
Wholesale of textiles and textiles articles, clothing and footwear .....	24839
Wholesale of household goods .....	16531
Wholesale of medical and surgical instruments .....	15729
Other wholesale .....	3200
Retail trade, except of motor vehicles and motorcycles; repair of personal and household goods .....	1560678
Non-specialized retail trade in stores .....	36371
Retail sale of food, beverages and tobacco in specialized stores .....	636249
Retail sale of second-hand goods in stores .....	9637
Retail trade not in stores .....	1091
Repair of personal and household goods .....	100007
Other retail trade of new goods in specialized stores .....	777323

*Source: Statistical Centre of Iran*

**10.1. NUMBER OF ESTABLISHMENTS, THE YEAR 1381**

**1000 Establishments**



**For data see Table 10.2.**

**10.5. TRANSACTIONS REGISTERED IN NOTARY PUBLICS AND LAND REGISTRATION OFFICES**

Year and Ostan	Actual		Revocable transaction	Surety bond	Rental	Power of attorney	Estate distribution letter
	Movable	Im-movable					
1375 .....	447109	477450	139926	7144	52012	1289210	×
1380.....	964284	762716	260069	15052	77012	1857017	×
1385.....	1443317	1253843	581997	30499	113481	①3436745	×
1386.....	1695778	1352749	479574	30411	124688	4497554	×
1387.....	2007664	1100635	289523	20878	109460	4319492	×
1388.....	2002444	995732	332487	29288	118191	4305890	×
1389.....	2000000	1232240	431478	65196	128903	5344994	×
<b>1390.....</b>	<b>2101128</b>	<b>1414552</b>	<b>415918</b>	<b>83377</b>	<b>146937</b>	<b>5716602</b>	<b>24375</b>
East Azarbayejan	101959	67400	22886	892	2708	278414	1789
West Azarbayejan	89861	33618	12679	524	3179	176130	271
Ardebil.....	32882	22033	2232	80	383	76529	548
Esfahan.....	140422	100095	16839	1224	5636	363564	1641
Alborz .....	86895	53796	23304	1304	1523	188857	442
Ilam.....	2477	6133	5544	195	170	19259	25
Bushehr.....	13676	21586	4686	561	2012	78487	127
Tehran.....	708434	395930	139063	59882	23620	1632141	8671
Chaharmahal & Bakhtiari.....	20057	8622	2827	186	372	46573	142
South Khorasan..	7235	6518	2584	33	919	22042	91
Khorasan-e- Razavi	149138	90407	13739	1797	37184	426234	1529
North Khorasan..	12976	10402	1792	77	947	30635	325
Khuzestan.....	50075	77242	19770	452	3715	273980	400
Zanjan.....	27662	19739	7031	113	2422	55797	226
Semnan.....	18902	20698	7674	247	5415	38198	248
Sistan & Baluchestan .....	18492	16113	2091	987	1076	88819	70
Fars .....	96854	87243	25054	2553	12055	367215	2731
Qazvin.....	33591	30712	13790	351	3302	85024	176
Qom .....	36551	27603	3592	203	1523	103339	210
Kordestan .....	32278	18740	1816	249	790	89212	219
Kerman .....	52203	31691	18644	1475	6024	169632	196
Kermanshah .....	52279	24147	3369	928	3132	126144	227
Kohgiluyeh & Boyerahmad .....	3090	7617	2373	5084	371	54525	189
Golestan .....	29975	26593	5826	426	5060	94172	437
Gilan .....	36691	45778	19501	741	5527	135430	859
Lorestan .....	29511	22012	5547	748	3129	95943	279
Mazandaran .....	74773	54136	3241	761	5634	219771	1230
Markazi .....	36049	21136	8559	826	2063	99610	405
Hormozgan .....	24277	18005	7568	272	661	111279	88
Hamedan .....	51188	26006	9134	130	3256	103762	277
Yazd .....	30675	22801	3163	76	3129	65885	307

### 10. 5. TRANSACTIONS REGISTERED IN NOTARY PUBLICS AND LAND REGISTRATION OFFICES (continued)

Year and Ostan	Peace pact	Partnership documents of banks	Installment bills of the banks	Attest	Other	Total transactions
1375 . . . . .	×	×	×	2294989	922461	5630301
1380 . . . . .	×	×	×	2553197	1521246	8010593
1385 . . . . .	×	×	×	5300679	2446421	14606982
1386 . . . . .	×	×	×	7398719	3298672	18878145
1387 . . . . .	×	×	×	5759021	2873933	16480606
1388 . . . . .	×	×	×	7565466	3319690	18669188
1389 . . . . .	×	×	×	8646239	3420100	21842601
<b>1390 . . . . .</b>	<b>174306</b>	<b>198784</b>	<b>295453</b>	<b>8680999</b>	<b>3208931</b>	<b>22461362</b>
East Azarbayejan . . . . .	8468	13117	24807	449958	172527	1144925
West Azarbayejan . . . . .	4793	6525	7655	306237	146927	788399
Ardebil . . . . .	1808	5879	8816	160921	49813	361924
Esfahan . . . . .	11758	16363	19230	609191	161384	1447347
Alborz . . . . .	5076	784	3987	296381	67057	729406
Ilam . . . . .	100	2261	1898	84436	46500	168998
Bushehr . . . . .	2129	6691	8263	143996	67675	349889
Tehran . . . . .	63697	14524	39213	1894239	344291	5323705
Chaharmahal & Bakhtiyari . . . . .	4248	4331	2016	111243	49672	250289
South Khorasan . . . . .	453	1371	2485	50739	37077	131547
Khorasan-e- Razavi . . . . .	10945	11625	24808	531288	256567	1555261
North Khorasan . . . . .	468	3082	3664	74552	29393	168313
Khuzestan . . . . .	1882	9987	14112	493256	220078	1164949
Zanjan . . . . .	2240	4072	6582	111332	30173	267389
Semnan . . . . .	1538	2379	4447	83937	36578	220261
Sistan & Baluchestan . . . . .	1199	2376	3090	117651	78011	329975
Fars . . . . .	7062	19219	27750	560181	255269	1463186
Qazvin . . . . .	1844	1262	907	120790	50586	342335
Qom . . . . .	1677	1997	4586	116135	39895	337311
Kordestan . . . . .	1165	6042	7540	149728	80558	388337
Kerman . . . . .	1095	1992	1764	293608	140802	719126
Kermanshah . . . . .	547	4971	9614	202670	105513	533541
Kohgiluyeh & Boyerahmad . . . . .	183	3577	2364	94141	43852	217366
Golestan . . . . .	3686	4924	7340	159903	78630	416972
Gilan . . . . .	12758	6386	11574	221988	134095	631328
Lorestan . . . . .	1176	6446	7308	209675	111383	493157
Mazandaran . . . . .	9560	20579	16444	398710	151673	956512
Markazi . . . . .	2246	3074	5921	144448	41260	365597
Hormozgan . . . . .	7968	3064	3178	175744	85364	437468
Hamedan . . . . .	1209	7058	10584	193196	47567	453367
Yazd . . . . .	1328	2826	3506	120725	48761	303182

Source: State Organization for Registration of Deeds and Properties.

**10. 6. GENERAL CHARACTERISTICS OF COOPERATIVES SUPPLYING PRODUCERS  
REQUIREMENTS AT THE END OF THE YEAR** (mln rials)

Description	Number	Members	Employees	Capital
<i>Registered cooperatives<sup>(1)</sup></i>				
1375.....	1766	259709	17547	457263
1380.....	2766	355354	29765	709888
1385.....	3716	391953	41393	920201
1386.....	3932	397232	44009	1003254
1387.....	4124	401079	46284	1022304
1388.....	4216	403526	47151	1026333
1389.....	3798	383833	48135	1044291
<b>1390.....</b>	<b>3888</b>	<b>242770</b>	<b>48463</b>	<b>779252</b>
<i>Cooperatives under establishment</i>				
1375 <sup>(2)</sup> .....	12	709	103	9012
1380.....	95	3197	766	12337
1385.....	353	8857	2984	23870
1386.....	461	11176	4140	98031
1387.....	581	13453	5035	111583
1388.....	623	14623	5368	112795
1389 <sup>(3)</sup> .....	32	862	471	1824
<b>1390.....</b>	<b>23</b>	<b>633</b>	<b>439</b>	<b>475</b>
<i>Cooperatives in operation</i>				
1375 <sup>(2)</sup> .....	854	205097	12712	437855
1380.....	1489	274212	20666	518062
1385.....	2084	299904	28186	713873
1386.....	2180	302628	29500	722537
1387.....	2249	304164	30911	727883
1388.....	2300	305399	31450	730895
1389.....	2059	257358	31027	801529
<b>1390.....</b>	<b>1838</b>	<b>230784</b>	<b>25230</b>	<b>531565</b>

**10. 6. GENERAL CHARACTERISTICS OF COOPERATIVES SUPPLYING PRODUCERS  
REQUIREMENTS AT THE END OF THE YEAR (continued)**

(mln rials)

Description	Number	Members	Employees	Capital
East Azarbayejan .....	157	17706	2079	19215
West Azarbayejan .....	46	4300	836	7240
Ardebil .....	5	53	141	16
Esfahan .....	126	16907	1302	80264
Alborz.....	23	1547	427	6009
Ilam .....	15	263	69	8613
Bushehr .....	50	7771	963	8190
Tehran .....	186	16861	2188	154113
Chaharmahal & Bakhtiari .....	21	1511	465	1001
South Khorasan.....	20	1831	153	8360
Khorasan-e-Razavi.....	204	20405	1251	51127
North Khorasan.....	26	1554	182	932
Khuzestan .....	53	4865	1108	6120
Zanjan .....	14	682	100	1145
Semnan .....	42	1639	704	6606
Sistan & Baluchestan ...	92	8389	2565	2775
Fars .....	108	14955	1421	15962
Qazvin .....	21	3081	285	18007
Qom .....	19	1912	133	21635
Kordestan .....	34	2697	179	1497
Kerman .....	86	68773	675	19831
Kermanshah .....	38	1585	1549	698
Kohgiluyeh & Boyerahmad .....	0	0	0	0
Golestan .....	73	3060	734	11964
Gilan .....	33	2463	271	3274
Lorestan .....	42	1556	172	2299
Mazandaran .....	126	9363	1804	23180
Markazi .....	32	2475	116	2604
Hormozgan .....	75	5562	2586	2379
Hamedan .....	23	1396	137	2737
Yazd .....	48	5622	635	43772

1. Including cooperatives in operation, out of operation and under establishment.

2. Excluding services cooperatives.

3. Reduction in the number of cooperatives under establishment is due to changes in their status as in operation or out of operation.

Source: Ministry of Cooperatives.

**10. 7. GENERAL CHARACTERISTICS OF COOPERATIVES SUPPLYING CONSUMERS  
REQUIREMENTS AT THE END OF THE YEAR** (mln rials)

Description	Number	Members	Employees	Capital
<i>Registered cooperatives<sup>(1)</sup></i>				
1375.....	8556	6079526	88940	6244688
1380.....	9647	7453537	94861	7642911
1385.....	10486	7837758	100013	7769099
1386.....	10670	7857605	101716	7954869
1387.....	10843	7873379	102932	7967481
1388.....	10968	7892552	104155	7979341
1389.....	11056	7737439	179274	11386822
<b>1390.....</b>	<b>11234</b>	<b>4217886</b>	<b>150938</b>	<b>11359527</b>
<i>Cooperatives under establishment</i>				
1375.....	21	6033	91	4533
1380.....	33	10208	399	5183
1385.....	150	26299	1108	11817
1386.....	217	32417	1943	109268
1387.....	276	38752	2209	115963
1388.....	308	41653	2742	121419
1389.....	29	3105	396	2582
<b>1390.....</b>	<b>18</b>	<b>1753</b>	<b>209</b>	<b>630</b>
<i>Cooperatives in operation</i>				
1375.....	4931	4791501	79972	13311274
1380.....	5794	6052015	85109	15397452
1385.....	6421	6425123	89620	15511013
1386.....	6530	6438998	90409	15598908
1387.....	6640	6448483	91361	15604884
1388.....	6731	6504031	92035	15613150
1389.....	6243	5981870	161579	11029921
<b>1390.....</b>	<b>5824</b>	<b>5987973</b>	<b>124309</b>	<b>8531379</b>



**10. 7. GENERAL CHARACTERISTICS OF COOPERATIVES SUPPLYING CONSUMERS  
REQUIREMENTS AT THE END OF THE YEAR (continued) (mln rials)**

Description	Number	Members	Employees	Capital
East Azarbayejan .....	315	286277	5196	160620
West Azarbayejan .....	139	210045	1686	266025
Ardebil .....	81	95909	353	16343
Esfahan .....	263	269271	9608	424097
Alborz.....	190	106874	4228	9748
Ilam .....	64	31910	488	6293
Bushehr .....	83	360608	369	16403
Tehran .....	1643	1074332	48981	831044
Chaharmahal & Bakhtiari .....	43	8640	362	8039
South Khorasan.....	68	35823	307	20955
Khorasan-e-Razavi.....	484	594110	8019	878531
North Khorasan.....	50	48944	306	8336
Khuzestan .....	184	659396	2067	71423
Zanjan .....	56	35144	540	29754
Semnan .....	74	21242	4769	15964
Sistan & Baluchestan .....	192	158690	1835	696030
Fars .....	256	547507	2346	85095
Qazvin .....	60	49204	303	18689
Qom .....	47	40261	396	21499
Kordestan .....	105	145165	1382	33984
Kerman .....	201	107207	2906	38350
Kermanshah .....	126	144308	1183	30924
Kohgiluyeh & Boyerahmad .....	47	23256	169	2614
Golestan .....	116	91524	4173	30841
Gilan .....	121	93474	3687	1293070
Lorestan .....	132	25695	2005	10561
Mazandaran .....	253	354086	10351	3334053
Markazi .....	84	57233	734	22804
Hormozgan .....	158	228262	4201	39297
Hamedan .....	86	18339	646	57656
Yazd .....	103	65237	713	52337

*1. Including cooperatives in operation, out of operation and under establishment.*

*Source: Ministry of Cooperatives.*

**10. 8. GENERAL CHARACTERISTICS OF SERVICES COOPERATIVES AT THE END OF  
THE YEAR** (mln rials)

Description	Number	Members	Employees	Capital
<i>Registered cooperatives<sup>(1)</sup></i>				
1375 .....	2359	80814	28838	257337
1380 .....	16721	339405	171622	1391322
1385.....	22644	513914	256017	1620357
1386.....	27999	582861	327705	5433225
1387.....	32172	632653	363838	5749698
1388.....	36458	685657	405548	5968704
1389.....	40580	698449	438683	8710997
<b>1390.....</b>	<b>44651</b>	<b>688242</b>	<b>469056</b>	<b>16777980</b>
<i>Cooperatives under establishment</i>				
1375 .....	45	699	351	3414
1380 .....	455	10717	3779	31872
1385.....	4630	58858	69699	333663
1386.....	7116	85893	111649	3738082
1387.....	9198	111758	128641	3855053
1388.....	11249	142267	152561	3973380
1389.....	6471	76304	57814	437723
<b>1390.....</b>	<b>6158</b>	<b>69472</b>	<b>60304</b>	<b>290195</b>
<i>Cooperatives in operation</i>				
1375 .....	1097	59965	22486	224495
1380 .....	4349	155084	61560	622878
1385.....	12027	374932	139311	1038594
1386.....	14451	413701	165593	1411767
1387.....	16426	436793	183436	1608194
1388.....	18626	459013	201030	1711023
1389.....	21350	448441	225480	7627740
<b>1390.....</b>	<b>21144</b>	<b>470775</b>	<b>216980</b>	<b>10174499</b>

**10. 8. GENERAL CHARACTERISTICS OF SERVICES COOPERATIVES AT THE END OF  
THE YEAR (continued)** (mln rials)

Ostan	Number	Members	Employees	Capital
East Azarbayejan .....	1392	30149	14236	169088
West Azarbayejan .....	503	10276	6456	43869
Ardebil .....	481	5839	4234	39227
Esfahan .....	605	13441	4520	134845
Alborz.....	547	9145	6571	15249
Ilam .....	386	3155	2124	19860
Bushehr .....	484	4717	4712	13137
Tehran .....	2083	69723	46244	639107
Chaharmahal & Bakhtiyari ..	332	3088	2478	10885
South Khorasan.....	285	3173	3155	5553
Khorasan-e-Razavi.....	1725	54518	14300	236581
North Khorasan .....	422	5842	3080	18022
Khuzestan .....	640	13346	6168	861795
Zanjan .....	393	16476	3558	52230
Semnan .....	223	2774	2260	25110
Sistan & Baluchestan .....	605	6087	7731	36993
Fars .....	1404	21708	11174	55160
Qazvin .....	132	3111	2952	22582
Qom .....	176	3614	1446	21733
Kordestan .....	377	5033	2493	23390
Kerman .....	1066	12021	8015	369281
Kermanshah .....	651	7095	6502	26341
Kohgiluyeh & Boyerahmad.....	325	2581	2482	9685
Golestan .....	938	86884	5990	3515530
Gilan .....	548	6124	3939	114382
Lorestan .....	491	6098	4615	288012
Mazandaran .....	1602	29700	15291	1185012
Markazi .....	420	7263	2516	82147
Hormozgan .....	961	10198	10192	48440
Hamedan .....	330	2854	2791	15718
Yazd .....	617	14742	4755	2075535

1. Including cooperatives in operation, out of operation and under establishment.

Source: Ministry of Cooperatives.

**10. 9. GENERAL CHARACTERISTICS OF DIFFERENT TYPES OF COOPERATIVES  
UNIONS AT THE END OF THE YEAR** (mln rials)

Description	Number	Member cooperatives	Employees	Capital
<i>Registered cooperatives unions<sup>(1)</sup></i>				
1375.....	246	7563	779	24461
1380.....	418	16378	2002	965539
1385.....	643	28307	6250	1148485
1386.....	682	27136	6235	282451
1387.....	830	32702	6672	691773
1388.....	850	29758	8300	1545366
1389.....	980	42710	9263	1168988
<b>1390.....</b>	<b>1048</b>	<b>44730</b>	<b>9930</b>	<b>1571876</b>
<i>Cooperatives unions under establishment</i>				
1375.....	6	128	9	219
1380.....	45	535	355	973
1385.....	100	2495	827	33571
1386.....	129	13486	1983	12200
1387.....	146	7326	1009	21936
1388.....	59	1727	868	8562
1389.....	11	98	69	425
<b>1390.....</b>	<b>8</b>	<b>68</b>	<b>56</b>	<b>90</b>
<i>Cooperatives unions in operation</i>				
1375.....	189	6410	762	23013
1380.....	308	14776	1560	963201
1385.....	415	23862	4731	1110622
1386.....	442	24719	4510	1110551
1387.....	525	22999	4914	663470
1388.....	611	25231	6525	1530656
1389.....	678	31319	6496	987731
<b>1390.....</b>	<b>645</b>	<b>58809</b>	<b>5837</b>	<b>1224996</b>
Agricultural <sup>(2)</sup> .....	112	2304	664	9449
Mining <sup>(2)</sup> .....	5	99	78	409
Hand-woven carpet.....	19	1140	115	1202
Housing <sup>(2)</sup> .....	238	16688	2046	21513
Manufacturing <sup>(2)</sup> .....	41	399	372	1050
Producer's supply .....	43	877	250	111230
Customer's supply .....	77	35397	1492	568049
Transportation <sup>(2)</sup> .....	30	622	139	318869
Services.....	70	859	640	190239
Construction .....	3	242	9	1037
Credit .....	7	182	32	1949

1. Including cooperatives in operation, out of operation and under establishment.

2. Detailed statistics of related cooperatives appear in Chapters of "Agriculture, forestry and fisheries", "Mining and Quarrying", "Manufacturing", "Construction and Housing" and "Transportation, Storage and Communications".

Source: Ministry of Cooperatives.

**10. 10. GENERAL CHARACTERISTICS OF RURAL COOPERATIVES AT THE END OF THE YEAR**  
(1000 persons-mln rials)

Year and Ostan	Number	Members	Capital	Legal reserves (mln rials)
1375.....	2983	4411	212376	59845
1380.....	2947	4444	357404	140229
1385.....	2937	4570	544488	440765
1386.....	2941	4568	634904	484002
1387.....	2937	4531	1178082	605337
1388.....	2900	4512	1377102	641405
1389.....	2864	4485	1421399	741693
<b>1390.....</b>	<b>2853</b>	<b>4432</b>	<b>1493215</b>	<b>780621</b>
East Azarbayejan .....	181	198	69066	32594
West Azarbayejan .....	140	361	63665	47595
Ardebil .....	84	96	25253	13880
Esfahan .....	149	239	146650	25346
Alborz.....	13	22	25502	11808
Ilam .....	39	45	16445	10703
Bushehr .....	32	70	33115	5356
Tehran .....	48	61	24667	41015
Chaharmahal & Bakhtiari .....	56	93	16094	6099
South Khorasan.....	49	91	22182	7757
Khorasan-e-Razavi.....	222	305	104240	72361
North Khorasan.....	60	64	19933	23750
Khuzestan .....	99	217	45230	100027
Zanjan .....	78	87	48734	54791
Semnan .....	38	42	6179	4893
Sistan & Baluchestan .....	62	262	48966	6927
Fars .....	187	341	66936	96282
Qazvin .....	48	68	18267	5201
Qom .....	11	13	7883	5156
Kordestan .....	93	162	65638	19695
Kerman .....	147	190	27841	13511
Kermanshah .....	110	138	35657	17798
Kohgiluyeh & Boyerahmad .....	28	73	10316	3852
Golestan .....	68	77	39835	36527
Gilan .....	161	284	32230	20453
Lorestan .....	145	105	26067	22573
Mazandaran .....	183	275	321028	27759
Markazi .....	94	84	27060	23199
Hormozgan .....	58	113	11447	3768
Hamedan .....	120	175	61270	9748
Yazd .....	50	81	25819	10197

Source: Central Organization of Rural Cooperatives.

**10. 11. GENERAL CHARACTERISTICS OF RURAL COOPERATIVES UNITS AT THE END OF THE YEAR**  
(mln rials)

Year and Ostan	Number	Members of cooperatives	Capital	Legal reserves
1375.....	232	2975	63608	48795
1380.....	255	3004	117504	141472
1385.....	278	3012	226301	341046
1386.....	287	3021	243411	379464
1387.....	292	3036	291155	446905
1388.....	296	3025	278504	508301
1389.....	301	2997	299608	580438
<b>1390.....</b>	<b>301</b>	<b>2932</b>	<b>404199</b>	<b>632012</b>
East Azarbayejan .....	16	177	9689	30878
West Azarbayejan .....	16	155	51359	24023
Ardebil .....	9	83	3995	10695
Esfahan .....	20	153	18121	49810
Alborz.....	2	13	1102	2307
Ilam .....	5	37	2501	5360
Bushehr .....	4	20	42671	1070
Tehran .....	9	49	1794	15422
Chaharmahal & Bakhtiari ..	5	62	6860	6561
South Khorasan.....	6	56	2380	6214
Khorasan-e-Razavi.....	24	229	53443	49976
North Khorasan.....	6	60	2659	10417
Khuzestan .....	16	108	19601	93439
Zanjan .....	4	83	41749	8371
Semnan .....	4	40	2392	12350
Sistan & Baluchestan .....	9	62	18418	8444
Fars .....	25	216	20823	91472
Qazvin .....	3	48	6053	6222
Qom .....	0	0	0	0
Kordestan .....	9	93	8775	13096
Kerman .....	14	155	7776	13117
Kermanshah .....	12	110	6047	17396
Kohgiluyeh & Boyerahmad .....	5	31	2383	5157
Golestan .....	9	70	10746	28539
Gilan .....	16	169	6384	24857
Lorestan .....	9	134	18497	8381
Mazandaran .....	13	186	13413	24420
Markazi .....	9	94	5489	28462
Hormozgan .....	7	62	2621	17125
Hamedan .....	8	134	7842	15536
Yazd .....	7	43	8616	2895

Source: Central Organization of Rural Cooperatives.

**10. 12. SELECTED COMMODITIES SUPPLIED BY RURAL CONSUMERS COOPERATIVES STORES**

Commodity	Unit	1375	1380	1385	1386	1387	1388	1389	1390
Sugar .....	1000tons	210	247	269	286	213	169	42	15
Wheat .....	1000tons	//	000	0	0	0	0	0	0
Flour .....	1000tons	185	2583	1834	2576	2503	2019	1563	469
Rice .....	1000tons	129	125	123	130	31	11	10	45
Vegetable oil .....	1000tons	115	116	107	116	128	101	54	18
Potatoes .....	Ton	2074	000	0	0	0	0	0	-
Onions .....	Ton	163	000	0	0	0	0	0	-
Grains .....	Ton	2135	1871	1692	5293	2628	2070	3584	-
Dates .....	Ton	327	000	0	0	0	0	0	-
Soap .....	Thousand	18666	4889	4910	5965	5078	3965	3049	-
Washing powder .....	1000 tons	13	7	9	8	7	5	4	-

Source: Central Organization of Rural Cooperatives.

**10. 13. WEIGHT OF SELECTED SURPLUS CROPS PURCHASED FROM FARMERS BY RURAL COOPERATIVES (ton)**

Crop	1375	1380	1385	1386	1387	1388	1389	1390
Wheat .....	4558928	4645301	3120200	2281198	309389	1426095	216218	486098
Barley .....	23457	31643	45849	72166	66730	233184	136861	192110
Rice and paddy .....	4599	92816	2058	16374	2906	11053	11007	12499
Grains .....	2506	288	2942	17184	2939	3383	3034	3908
Cotton (lint) .....	0	28967	6279	5764	4126	600	9370	11919
Fruits, vegetables and summer crops .....	2878	292809	3968	28897	55080	73932	51481	67069
Citrus fruits .....	2274	12653	514	1119	4308	5763	5517	27200
Dates.....	5227	19427	2034	3605	6348	2388	9877	4951

Source: Central Organization of Rural Cooperatives.

10. 14. FOREIGN TRADE BALANCE<sup>(1)</sup>

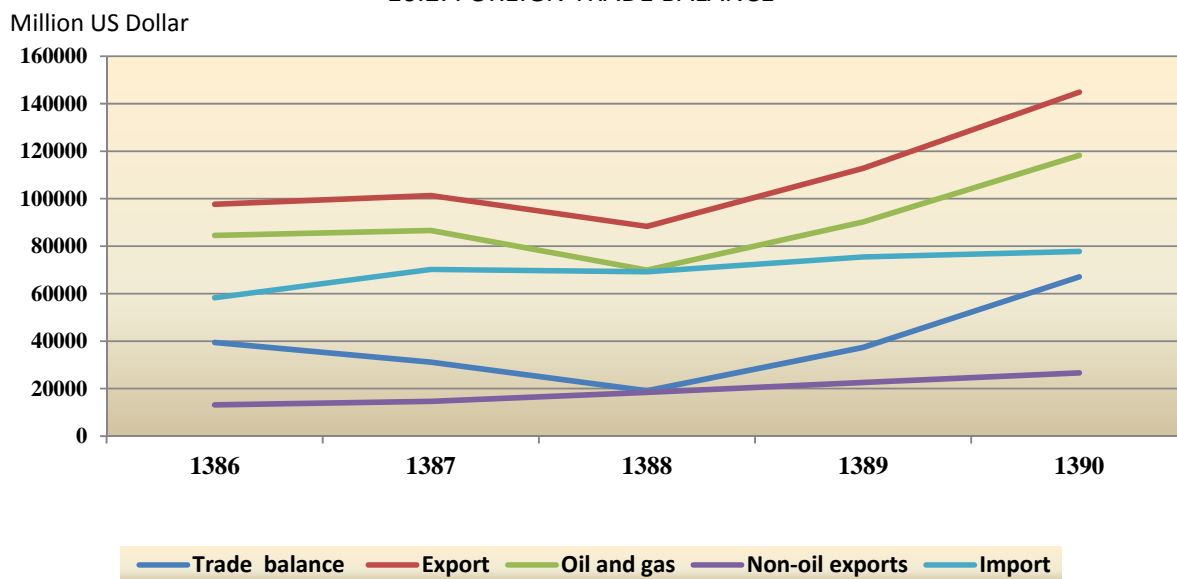
(mln USD)

Description	1375	1380	1385	1386	1387	1388	1389	1390
<b>Trade balance .....</b>	<b>-6529</b>	<b>7402</b>	<b>5775</b>	<b>39427</b>	<b>31114</b>	<b>19079</b>	<b>37330</b>	<b>67069</b>
Exports .....	18661	22391	23904	97667	101289	88326	112788	144874
Oil & gas .....	16012	19271	19339	84505	86619	69957	90191	118232
Non-oil .....	2649	3120	4565	13163	14670	18369	22596	26642
Imports .....	25190	14989	18129	58240	70175	69247	75458	77805

1. Revised figures

Source: Central Bank of the Islamic Republic of Iran.

## 10.2. FOREIGN TRADE BALANCE



For data see Table 10.14.



**10. 15. VALUE OF FOREIGN TRADE**

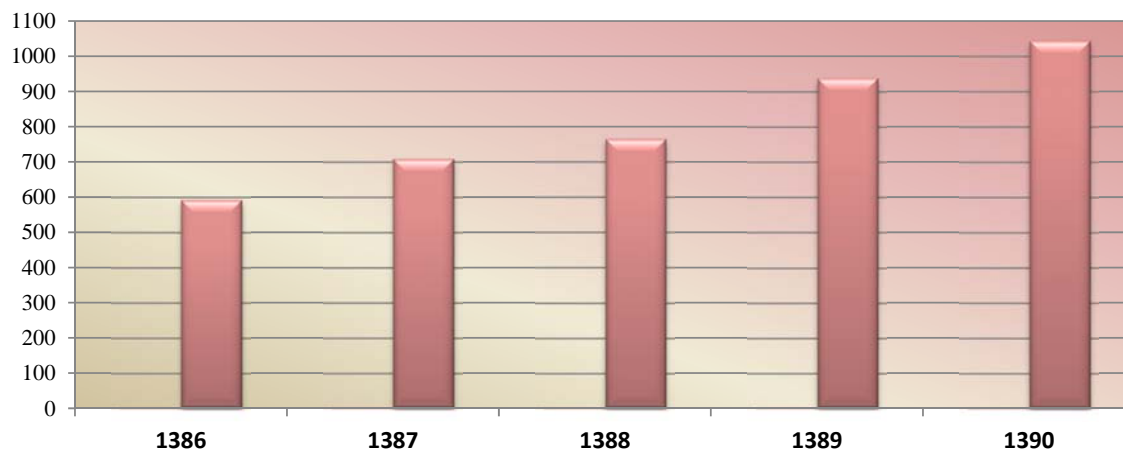
**(bln rials)**

Year	Trade volume	Imports	Non-oil exports
1375.....	29373	23938	5435
1380.....	38348	30935	7413
1385.....	503065	383560	119505
1386.....	592121	449910	142211
1387.....	708332	533684	174648
1388.....	765264	547973	217291
1389.....	938936	664702	274234
<b>1390.....</b>	<b>1044156</b>	<b>672746</b>	<b>371410</b>

Source: Iran Customs Administration.

**10.3. VALUE OF FOREIGN TRADE EXCHANGE**

**1000 billion rials**



For data see Table 10.15

**10. 16. WEIGHT OF IMPORTS BY SECTIONS<sup>(1)</sup> OF CUSTOMS TARIFFS (ton)**

Description	1375	1380	1385	1386	1387	1388	1389	1390
<b>Total .....</b>	<b>21008954</b>	<b>27463961</b>	<b>43492007</b>	<b>41696059</b>	<b>44148038</b>	<b>51920670</b>	<b>45346011</b>	<b>38307415</b>
Section I. Live animals.....	94815	48093	132376	185208	191395	259124	414300	341130
Section II. Vegetable products ..	6510902	10733055	7670889	6682830	14086574	14131514	8638177	792059
Section III. Animal or vegetable fats and oils .....	945624	1011343	1257161	1235256	1036815	1171292	1453798	1264113
Section IV. Prepared foodstuffs, beverages .....	1666475	1806537	3750957	2709739	2713301	2836166	4373391	3426352
Section V. Mineral products.....	6172677	3899854	11224480	8549237	6675094	10901915	6741992	5446669
Section VI. Products of the chemical or allied industries.....	1238076	1882948	4355181	3017626	2244478	2360216	2488718	1682599
Section VII. Plastics and articles thereof .....	297394	644083	1028608	1249574	1150145	1391260	1496790	1505495
Section VIII. Raw hides and skins, leather .....	241	171	9530	17843	21246	18475	16556	15042
Section IX. Wood and articles of wood .....	45121	166511	774771	968056	934848	1201261	1422272	1450578
Section X. Pulp of wood or of other fibrous cellulosic material	486334	562828	1026763	1160100	1066681	1315879	1244112	1168301
Section XI. Textiles and textile article.....	189253	285999	493112	583320	485072	551246	529111	51265
Section XII. Footwear, headgear	22	497	6700	7083	7180	8079	9030	11079
Section XIII. Articles of stone, plaster .....	65059	105268	390401	453734	560487	643819	728199	747175
Section XIV. Natural or cultured pearls .....	875	8	4106	3463	2410	661	1807	1991
Section XV. Base metals and articles .....	2829450	5479645	9443296	12705684	10681541	12834477	12994253	10044687
Section XVI. Machinery and mechanical appliances .....	367802	<sup>(2)</sup> 583951	1234405	1419579	1470349	1544486	1867249	1825469
Section XVII. Vehicles, aircraft	90158	235110	336698	403156	454894	367348	452203	503614
Section XVIII. Optical, photographic, cinematographic .	5060	10163	28519	31834	36395	39922	36721	38517
Section XIX. Arms and ammunition; parts .....	000	000	000	000	000	000	3930	000
Section XX. Miscellaneous manufactured articles .....	1586	6799	90192	122580	121662	134429	160403	143501
Section XXI. Works of art, collectors pieces and antiques.....	0	0	231323	186652	202265	203849	272999	257040
Not specified and not stated.....	2033	1125	2539	3505	5206	5252	0	839

1. See the introduction of this chapter for more information on the complete title of sections.

2. Revised figures.

Source: Iran Customs Administration.

**10. 17. VALUE OF IMPORTS BY SECTIONS<sup>(1)</sup> OF CUSTOMS TARIFFS****(mln rials)**

Description	1375	1380	1385	1386	1387	1388	1389	1390
<b>Total</b> .....	<b>23938419</b>	<b>30934977</b>	<b>383560445</b>	<b>449909612</b>	<b>533683740</b>	<b>547972679</b>	<b>664702140</b>	<b>672746031</b>
Section I. Live animals.....	354194	184596	2846578	4278513	6308740	7973190	15259886	14722857
Section II. Vegetable products .....	2769637	2965626	17799317	21262641	53916640	50169292	40053955	47974603
Section III. Animal or vegetable fats and oils .....	1057053	692909	6393522	9370728	11131675	9910193	15096642	17902070
Section IV. Prepared foodstuffs, beverages .....	1180937	807833	17205982	13940912	15491161	16059528	23749068	26065526
Section V. Mineral products.....	894494	1219824	51013813	43102214	45756288	58660166	42200130	44380550
Section VI. Products of the chemical or allied industries	2737395	3290628	32963131	41002550	44709705	42862980	51074257	54680101
Section VII. Plastics and articles thereof .....	1193994	1446012	17936096	24613546	24256110	25904200	32226952	40078352
Section VIII. Raw hides and skins, leather.....	1086	1672	91318	176080	236576	254441	272416	325844
Section IX. Wood and articles of wood.....	32300	99791	2188090	4146608	4350290	5416559	6767609	7541286
Section X. Pulp of wood or of other fibrous cellulosic material .....	969967	757403	8355255	11116140	11524051	11901465	14254855	15267582
Section XI. Textiles and textile articles .....	868348	868861	8932079	11605793	10140284	10895548	12370128	15174159
Section XII. Footwear, headgear .....	851	1912	113363	160268	204746	239862	269598	418890
Section XIII. Articles of stone, plaster .....	206752	255963	3004395	4127738	4893307	4932488	5708562	6688696
Section XIV. Natural or cultured pearls .....	1039150	6300	1397396	506326	488193	8143819	61709999	14084636
Section XV. Base metals and articles .....	3457611	4143343	63850223	95057246	101102051	94922581	111658670	107326531
Section XVI. Machinery and mechanical appliances..	5454934	10106004	101965729	109896525	124105949	132294964	153512202	167536886
Section XVII. Vehicles, aircraft.....	1147710	3029529	18245821	24473472	32532468	27896257	31586712	40451889
Section XVIII. Optical, photographic, cinematographic .....	523593	905994	7958889	9788354	17101264	14884818	13781885	17076415
Section XIX. Arms and ammunition; parts .....	000	000	000	000	000	000	271759	0
Section XX. Miscellaneous manufactured articles .....	47818	64199	1625806	2325679	2862709	3240959	4416466	4491834
Section XXI. Works of art, collectors pieces and antiques .....	0	0	18206558	18493201	21067605	20533750	28460389	30377855
Not specified and not stated	595	79158	1467084	465077	1503928	875619	0	179469

1. See the introduction of this chapter for more information on the complete title of sections.

Source: Iran Customs Administration.

**10. 18. VALUE OF IMPORTS BY COUNTRIES OF ORIGIN** (mln rials)

Country and region	1375	1380	1385	1386	1387	1388	1389	1390
<b>Total.....</b>	<b><sup>(1)</sup>23938419</b>	<b>30932841</b>	<b>383560445</b>	<b>449909612</b>	<b>533683739</b>	<b>547972678</b>	<b>664702138</b>	<b>672746030</b>
<b>Asia<sup>(2)</sup>.....</b>	<b>6433846</b>	<b>11911950</b>	<b>202187135</b>	<b>257426836</b>	<b>300841936</b>	<b>351822442</b>	<b>447435690</b>	<b>485202867</b>
Azerbaijan .....	407683	36586	2592380	2994316	2235264	1704489	1147660	421109
Armenia .....	55403	73419	252284	316486	207709	332545	415800	354880
Afghanistan.....	10878	1297	81714	82984	106366	153748	122542	108377
United Arab Emirates..	744895	2865883	85963678	106878580	128084735	160425043	218342452	214244363
Indonesia .....	179920	161304	1579542	2488127	2827544	2633344	2249235	2038626
Iran (Free zones). .....	765	11714	3451047	4894495	6688570	7304608	10578008	10090841
Bahrain .....	93814	126813	1173746	915542	957300	505424	354615	175111
Pakistan. ....	83127	107293	1556527	1435767	2703359	3798641	3937179	2764766
Thailand.....	498031	188912	3308731	4460335	1915113	1666254	2758516	3241646
Taiwan .....	126853	341634	3588258	4823222	4436931	4633599	4980577	4818152
Turkmenistan . ....	10273	27977	2634362	1984383	3402008	3997927	1540475	1495025
Turkey .....	468010	510087	8180425	11576758	14401789	20086853	41326716	36187120
China .....	356505	1556402	25314458	39879813	46992083	48107730	59930765	80696486
Japan ... ..	127659	1381727	8428326	12309061	12848597	14083036	16135683	14047947
Singapore .....	1245451	278967	3693831	5344622	8474989	10073665	12048567	19016095
Iraq .....	24326	39835	326563	858625	627942	624882	480202	1333821
Saudi Arabia.....	35459	388803	5490025	4656239	1628202	2258949	1926016	1524251
Oman .....	2306	4787	226846	781252	1359122	2339464	1609765	5210405
Kazakhstan .....	173100	473955	2577718	3166306	2831706	2204370	1277910	1510109
Qatar.....	8161	16932	498872	530537	292473	690932	186478	99308
Korea, Rep. of. ....	660849	1681167	17923247	22811165	29534287	34349723	37586513	51947020
Kuwait .....	6163	19628	1546765	1682107	1119587	988233	1192143	1011400
Malaysia.....	166596	331922	3386312	3916077	4324652	4618868	6295564	6337870
India . ....	395458	984171	13241148	13529086	17257086	17777540	13370508	13858672

**10. 18. VALUE OF IMPORTS BY COUNTRIES OF ORIGIN (continued) (mln rials)**

Country and region	1375	1380	1385	1386	1387	1388	1389	1390
Other Asian countries.....	552161	300706	5170330	5110952	5584522	6462572	7641801	12669467
<b>Africa .....</b>	<b>426715</b>	<b>296259</b>	<b>2821475</b>	<b>2282641</b>	<b>4768183</b>	<b>2404601</b>	<b>2791281</b>	<b>1979059</b>
<b>America .....</b>	<b>3429081</b>	<b>3134262</b>	<b>11188289</b>	<b>10456360</b>	<b>20317542</b>	<b>14394770</b>	<b>11439117</b>	<b>10756670</b>
Brazil .....	605041	1573202	7231893	5220040	5402847	6076218	6548363	6728028
Canada .....	779846	671001	2265172	1381163	6592061	3085350	1382356	1220727
Other American countries .....	2044194	890038	1691225	3855158	8322633	5233202	9473423	2807915
<b>Europe<sup>(2)</sup> .....</b>	<b>12593093</b>	<b>14752194</b>	<b>164039811</b>	<b>177423602</b>	<b>205378350</b>	<b>176468970</b>	<b>201270653</b>	<b>173165988</b>
Germany ... ..	3558233	3171029	46650431	49485477	50986785	46437761	47331496	37458779
Austria.....	299189	418913	7349645	9947190	10773071	7312195	7516311	8815392
Spain .....	419880	540077	3624065	4311025	3993756	4575471	5145861	5800066
Ukraine .....	158893	194321	1291199	1361379	2435254	3365578	5656946	4507362
United Kingdom.....	1171607	1169075	13241561	18601819	19364101	16373085	7539099	1642093
Italy .....	1112388	1748140	15754902	17670138	18872374	18836033	18008641	18498723
Belgium .....	1133581	772657	6115344	4978325	9563151	5647220	6637609	7195065
Denmark.....	130049	152265	977244	1789053	1487199	1128640	1463282	1467005
Sweden .....	217716	662096	5250156	4196519	6864763	5955994	8939086	10623444
Switzerland ... ..	1420682	764188	21059385	25814502	33951515	21210805	38998003	27006408
Russian Federation.....	998515	1603496	6507682	8011264	13398500	10066810	12049161	8541697
France .....	727740	1946421	20144967	17589955	18945181	16642243	20998553	20001008
Netherlands .....	453355	607213	8404440	4987549	5078108	10821647	10657776	9217464
Other European countries	791265	1002303	7668791	8679405	9664594	8095487	10328829	12391482
<b>Oceania .....</b>	<b>1046733</b>	<b>838176</b>	<b>3323735</b>	<b>2320173</b>	<b>2377728</b>	<b>2881895</b>	<b>1765397</b>	<b>1641446</b>

1. Difference between the total and the parts to the sum of 8951 million rials relates to the value of commodities from different countries without customs declaration.

2. Discrepancies between statistics related to Asia and Europe with the main source is due to revision made in the divisions used by the United Nations.

Source: Iran Customs Administration.

**10. 19. WEIGHT OF NON-OIL EXPORTS BY SECTIONS <sup>(1)</sup> OF CUSTOMS TARIFFS (ton)**

Description	1375	1380	1385	1386	1387	1388	1389	1390
<b>Total .....</b>	<b>7041464</b>	<b>16214099</b>	<b>27765571</b>	<b>32117681</b>	<b>33252806</b>	<b>47501467</b>	<b>60197774</b>	<b>66486911</b>
Section I. Live animals .....	20364	55451	147544	224993	254978	239992	310755	339493
Section II. Vegetable products .....	884345	1208301	2064112	2966995	2310757	2344781	3281370	2575008
Section III. Animal or vegetable fats and oils	3442	67476	97913	91500	74537	44318	50106	63206
Section IV. Prepared foodstuffs, beverages .....	339831	286716	847021	944816	688947	589291	598996	680680
Section V. Mineral products.....	3071786	9731639	14616912	16676743	17248740	28206838	37732341	43025054
Section VI. Products of the chemical or allied industries	1560454	2347682	4027346	6752608	8581110	9547781	11618212	12888135
Section VII. Plastics and articles thereof .....	166156	229043	776706	712600	1102846	2081998	2298066	2225177
Section VIII. Raw hides and skins, leather .....	22541	24154	28095	29641	27685	24776	25613	25823
Section IX. Wood and articles of wood .....	10302	30308	101363	76362	35086	12581	8354	14459
Section X. Pulp of wood or of other fibrous cellulosic material.....	3618	10449	79276	67873	46694	46631	72631	37072
Section XI. Textiles and textile articles .....	91365	100599	131550	119024	107822	116574	115082	120067
Section XII. Footwear, headgear .....	20237	37110	21058	22219	18788	19464	17585	17548
Section XIII. Articles of stone, plaster .....	260388	403351	1271537	1298979	1331357	2001879	2052103	2042725
Section XIV. Natural or cultured pearls .....	5	3	9	9	7	491	182	59
Section XV. Base metals and articles .....	549267	1614641	3344913	1864585	1187129	1944191	1700526	2159150
Section XVI. Machinery and mechanical appliances.....	11452	28109	110686	125879	121739	158620	164649	170967
Section XVII. Vehicles, aircraft .....	7929	22855	82788	122028	95131	104943	124617	81750
Section XVIII. Optical, photographic, cinematographic .....	566	540	2427	2439	1622	1385	892	785
Section XIX. Arms and ammunition; parts .....	000	000	000	000	000	000	43	000
Section XX. Miscellaneous manufactured articles.....	16285	12671	12544	11156	8710	11883	13232	9192
Section XXI. Works of art, collectors apices and antiques.....	30	48	437	6546	8402	2918	12419	10480
Not specified and not stated	1101	4207	1334	687	719	132	0	81

1. See the introduction of this chapter for more information on the complete title of sections.

Source: Iran Customs Administration.

**10. 20. VALUE OF NON-OIL EXPORTS BY SECTIONS<sup>(1)</sup> OF CUSTOMS TARIFFS (mln rials)**

Description	1375	1380	1385	1386	1387	1388	1389	1390
<b>Total .....</b>	<b>5434917</b>	<b>7412797</b>	<b>119505142</b>	<b>142210639</b>	<b>174647749</b>	<b>217291433</b>	<b>274233763</b>	<b>371410085</b>
Section I. Live animals .....	114373	116755	2336963	3549009	4931788	4651045	5883821	8581544
Section II. Vegetable products .....	1228078	1338050	18092044	22407030	19482313	27967409	37060871	37558569
Section III. Animal or vegetable fats and oils .....	3308	80754	734600	701387	922312	778171	910199	1276899
Section IV. Prepared foodstuffs, beverages.....	441180	254080	4997563	6026394	6716986	10049811	10555669	13311555
Section V. Mineral products.....	427367	1344546	25019475	31595871	42067294	54230400	72085345	115346554
Section VI. Products of the chemical or allied industries.....	472218	763586	12959039	26102051	41977546	35833413	48316687	72151076
Section VII. Plastics and articles thereof .....	200071	282478	8320275	8292527	13888223	23442400	30260711	37740572
Section VIII. Raw hides and skins, leather .....	176788	156956	1152979	1138119	1632600	1578807	1620656	2184262
Section IX. Wood and articles of wood	7239	16798	401447	300904	174381	217165	233648	168478
Section X. Pulp of wood or of other fibrous cellulosic material.....	9481	18709	541926	504022	514700	551832	694177	602477
Section XI. Textiles and textile articles.....	1551167	1532674	8419630	7954894	9201320	11660907	11917451	13123128
Section XII. Footwear, headgear	108625	168782	780024	821541	894388	1268626	1289392	1628535
Section XIII. Articles of stone, plaster.....	69168	192812	3457722	3451698	4347851	5897152	6796017	7668812
Section XIV. Natural or cultured pearls.....	179	2723	734829	410056	655690	1932470	2867236	7797501
Section XV. Base metals and articles.....	470591	723606	22537449	17570160	14825829	21182473	24886876	35467180
Section XVI. Machinery and mechanical appliances.....	51530	168335	3837603	4428855	6516921	9374950	10447436	10815405
Section XVII. Vehicles, aircraft....	36766	153253	3599532	5878146	4647306	5756907	6872267	4403517
Section XVIII. Optical, photographic, cinematographic.....	5557	6274	120130	139831	232515	232461	251877	275279
Section XIX. Arms and ammunition; parts .....	000	000	000	000	000	000	10747	000
Section XX. Miscellaneous manufactured articles .....	57046	59450	425587	352937	279741	504286	531935	569730
Section XXI. Works of art, collectors pieces and antiques	280	339	23616	460622	584138	161004	740745	646560
Not specified and not state .....	3907	31833	1015408	124582	153907	19744	0	92452

1. See the introduction of this chapter for more information on the complete title of sections.

Source: Iran Customs Administration.

**10. 21. VALUE OF NON-OIL EXPORTS BY COUNTRIES OF DESTINATION (mln rials)**

Country and region	1375	1380	1385	1386	1387	1388	1389	1390
<b>Total .....</b>	<b><sup>(1)</sup>5434990</b>	<b>7412797</b>	<b>119505142</b>	<b>142210639</b>	<b>174647749</b>	<b>217291432</b>	<b>274233768</b>	<b>371410084</b>
<b>Asia<sup>(2)</sup> .....</b>	<b>3004543</b>	<b>5183961</b>	<b>94519752</b>	<b>114631119</b>	<b>143291359</b>	<b>185200881</b>	<b>240384950</b>	<b>340161441</b>
Azerbaijan.....	331614	550322	3416091	3250575	3538161	3709979	3883699	5108649
Armenia .....	92438	92159	1369660	1059927	1419956	1032606	1169053	1169274
Afghanistan.....	41783	91134	4740910	5041838	6076943	10389382	14259022	24132915
United Arab Emirates ...	448843	1125223	15889150	20118457	22058121	29118270	34449540	49417822
Indonesia.....	23501	74028	581978	1912096	3025172	3662758	6289676	12192625
Iran (Free zones).....	938170	1932866	22581697	27072391	46118352	44203016	1915854	1442215
Bahrain .....	7264	27985	473436	365074	530713	248423	291310	94719
Pakistan.....	58165	152662	2863469	2542009	2826239	4322844	5691199	6877002
Thailand.....	68977	76854	177871	428501	1096819	705446	887413	1025929
Taiwan .....	101781	93381	1157551	1907283	3570145	1835040	4385131	4802249
Turkmenistan .....	218946	132519	1324842	1756763	2403972	3550958	4295098	5804358
Turkey.....	234196	102175	2997931	5255643	5012402	5895751	10922821	15933968
China .....	128796	310808	9679116	11548011	19468281	31033074	47209996	61889530
Japan .....	173553	418743	6106113	8604865	5565380	3575787	4589192	5487903
Singapore.....	21057	76475	835803	481002	922608	1102415	1918212	14836394
Iraq .....	0	254764	15795594	17107002	26568686	45243097	46897577	56965747
Saudi Arabia.....	67423	<sup>(3)</sup> 118637	3228162	2887334	3674804	1758808	829489	1234002
Oman .....	10641	12641	575138	1180557	681261	791986	1112092	1107050
Kazakhstan.....	78871	59487	667949	730339	663729	573208	708546	935072
Qatar .....	16247	111115	822924	804122	867958	652190	763487	846736
Korea, Rep. of.....	138338	87280	2122782	5113863	7726044	5382471	5924374	15428263
Kuwait .....	63624	185974	2560566	2958444	1269872	1369859	977211	1510223
Malaysia.....	17102	27196	333206	291992	1767276	969374	1040504	1450189
India .....	210568	328204	7688932	7776653	10976756	12547194	18794268	30093560



**10. 21. VALUE OF NON-OIL EXPORTS BY COUNTRIES OF DESTINATION (continued)****(mln rials)**

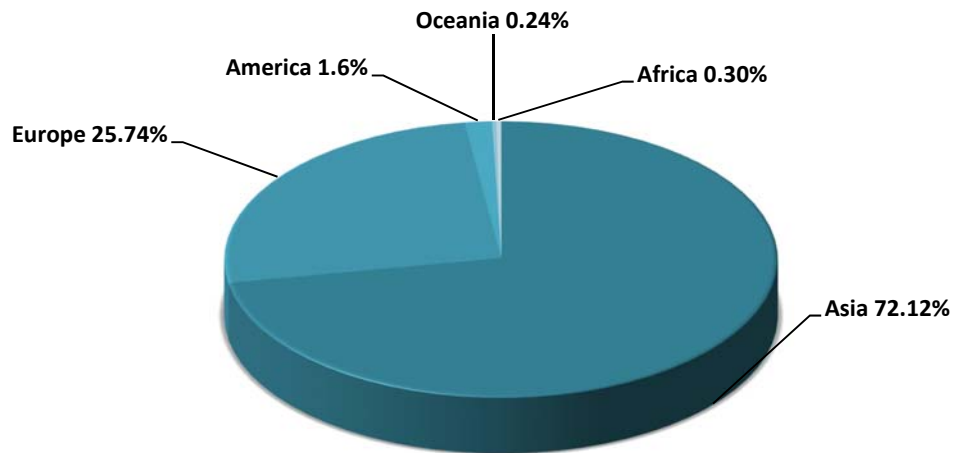
Country and region	1375	1380	1385	1386	1387	1388	1389	1390
Other Asian countries...	2401729	4253428	76520093	92887815	115663660	161155792	21180186	20375046
<i>Africa</i> .....	<b>46831</b>	<b>151068</b>	<b>2721744</b>	<b>2637911</b>	<b>2625958</b>	<b>3274640</b>	<b>4801740</b>	<b>5046761</b>
<i>America</i> .....	<b>94114</b>	<b>275030</b>	<b>2511575</b>	<b>2202593</b>	<b>5560501</b>	<b>2686649</b>	<b>2772836</b>	<b>2540304</b>
Brazil .....	20656	7070	239522	94549	520498	400515	586749	194835
Canada .....	64176	44086	336815	321261	283032	364454	399134	551207
Other American countries ..	9283	223874	1935238	1786783	4756971	1921680	1952219	1794262
<i>Europe</i> <sup>(2)</sup> .....	<b>2270300</b>	<b>1781373</b>	<b>19543164</b>	<b>22547195</b>	<b>22438484</b>	<b>25643090</b>	<b>25126084</b>	<b>23001674</b>
Germany .....	997715	548401	3300581	3474121	3056564	3471423	3598012	4603316
Austria.....	58407	17027	102329	145640	114883	128566	136584	164260
Spain .....	67595	136899	1476059	2172991	1667900	1675216	1832905	1920549
Ukraine .....	169235	249856	633129	961216	746145	445130	550864	679607
United Kingdom .....	56282	46530	712599	989447	564412	432376	503098	407165
Italy .....	359454	336127	5933385	4853637	3083114	4324441	3493047	2742345
Belgium.....	49993	49110	1672380	2068183	3891963	5050784	4522353	3073293
Denmark .....	17152	15961	86721	88118	61433	71684	117464	178334
Sweden .....	12402	15675	115798	121851	139533	162699	222256	327049
Switzerland .....	124141	44027	183811	174187	193571	245658	236365	238452
Russian Federation ...	85581	103424	2657361	3411103	3401943	3307099	3414403	4101396
France .....	94287	104014	580791	567196	626691	534181	610013	674223
Netherlands .....	86153	22764	947485	2177971	3278842	2953623	2932795	2342157
Other European countries...	87740	84330	1140734	1341532	1611491	2840210	2955925	1549528
<i>Oceania</i> .....	<b>19129</b>	<b>21364</b>	<b>208906</b>	<b>191820</b>	<b>731447</b>	<b>486173</b>	<b>1148158</b>	<b>659904</b>

1. Difference between the total and the parts to the sums of 3131 and 7096 million rials relates to the value of commodities from different countries without customs declaration.

2. Discrepancies between statistics related to Asia and Europe with the main source is due to revision made in the divisions used by the United Nations.

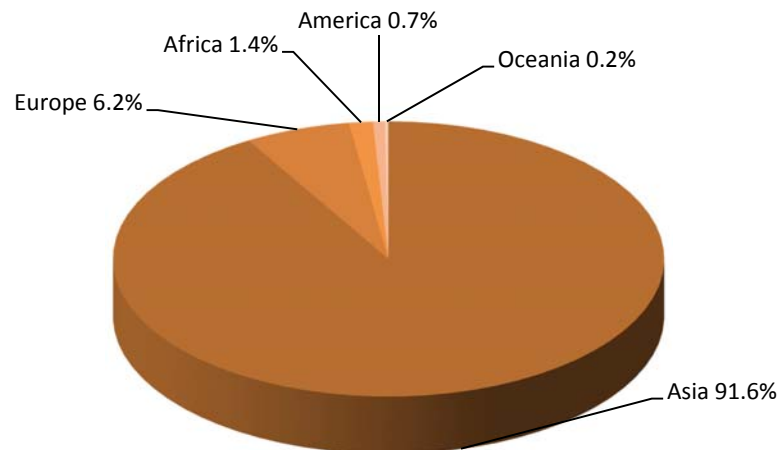
Source: Iran Customs Administration.

#### 10.4. PERCENT OF THE VALUE OF IMPORTS BY CONTINENTS OF ORIGIN, THE YEAR 1390



For data see Table 10.18.

#### 10.5. PERCENT OF THE VALUE OF NON-OIL EXPORTS BY CONTINENTS OF DESTINATION, THE YEAR 1390



For data see Table 10.21.

**10. 22. WEIGHT AND VALUE OF IMPORTS AND EXPORTS BY SECTIONS<sup>(1)</sup> AND CHAPTERS OF CUSTOMS TARIFFS, THE YEAR 1390** (ton; mln rials)

Section and chapter <sup>(2)</sup>	Imports		Non-oil exports	
	Weight	Value	Weight	Value
<b>Total</b> .....	<b>38307415</b>	<b>672746030</b>	<b>66486913</b>	<b>371410084</b>
<b>SECTION I. Live animals</b> .....	<b>341130</b>	<b>14722857</b>	<b>339493</b>	<b>8581544</b>
1. Live animals .....	5801	446175	14778	634609
2. Meat and edible meat offal.....	193311	9680857	25907	311961
3. Fish, crustaceans and molluscs and other aquatic invertebrates .....	56407	669284	54524	2260632
4. Dairy products; birds' eggs; natural honey; edible products of animal origin, not elsewhere specified or included .....	83634	3834383	241271	4290867
5. Products of animal origin, not elsewhere specified or included .....	1977	92159	3014	1083474
<b>SECTION II. Vegetable products</b> .....	<b>7920581</b>	<b>47974603</b>	<b>2575008</b>	<b>37558569</b>
6. Live trees and other plants; bulbs, roots and the like; cut flowers and ornamental foliage .....	667	53939	11107	473711
7. Edible vegetables and certain roots and tubers ....	184797	1376587	1134625	7116572
8. Edible fruit and nuts; peel of citrus fruit or melons .....	771990	5863242	1216356	24030178
9. Coffee, tea, mate and spices .....	78920	2510042	34466	4700986
10. Cereals .....	6255177	32569698	14609	72574
11. Products of the milling industry; malt; starches; inulin; wheat gluten .....	10529	103181	36612	98160
12. Oil seeds and oleaginous fruits; miscellaneous grains, seeds and fruit, industrial or medicinal plants; straw and fodder .....	595858	5024219	79739	192401
13. Lac; gums, resins and other vegetable saps and extracts .	16470	432568	9034	642792
14. Vegetable plaiting materials; vegetable products not elsewhere specified or included .....	6173	41129	38460	231197
<b>SECTION III . Animal or vegetable fats and oils</b> ... ..	<b>1264113</b>	<b>17902070</b>	<b>63206</b>	<b>1276899</b>
15. Animal and vegetable fats and oils and their cleavage products; prepared edible fats; animal or vegetable waxes .....	1264113	17902070	63206	1276899
<b>SECTION IV. Prepared foodstuffs, beverages</b> .....	<b>3426352</b>	<b>26065526</b>	<b>680680</b>	<b>13311555</b>
16. Preparations of meat, of fish or of crustaceans, molluscs or of other aquatic invertebrates .....	2536	61955	3055	146457
17. Sugars and sugar confectionery .....	1266105	8446506	138332	2016889
18. Cocoa and cocoa preparations .....	24213	1102819	5728	376720
19. Preparations' of cereals, flour, starch; or milk pastry cookies and products .....	6029	170686	185039	3807401
20. Preparations of vegetables, fruit, or other parts of plants....	97930	940792	210326	4188319
21. Miscellaneous edible preparations .....	44043	2690760	62924	2190323
22. Beverages, spirits and vinegar .....	89713	554246	49264	360294
23. Residues and waste from the food industries; prepared animal fodder .....	1865605	9388198	24268	124061
24. Tobacco .....	30177	2709566	1744	101091
<b>SECTION V. Mineral products</b> .....	<b>5446669</b>	<b>44380550</b>	<b>43025054</b>	<b>115346554</b>
25. Salt; sulphur; earths and stone; plastering materials, lime and cement .....	321366	1414072	13905350	10147834

**10. 22. WEIGHT AND VALUE OF IMPORTS AND EXPORTS BY SECTIONS<sup>(1)</sup> AND CHAPTERS OF CUSTOMS TARIFFS, THE YEAR 1390 (continued) (ton; mln rials)**

Section and chapter <sup>(2)</sup>	Imports		Non-oil exports	
	Weight	Value	Weight	Value
26. Ores, slag and ash .....	231710	1086805	18461076	12642697
27. Mineral fuels, mineral oils and products of their distillation; bituminous substances; mineral waxes .....	4893593	41879672	10658628	92556024
<b>SECTION VI. Products of the chemical or allied industries.....</b>	<b>1681816</b>	<b>54593491</b>	<b>12887303</b>	<b>72135817</b>
28. Inorganic chemicals; organic or inorganic compounds of precious metals, of rare-earth metals, of radioactive elements or of isotopes .....	292871	3758053	2651605	8783975
29. Organic chemicals .....	324935	13459207	6560773	41118065
30. Pharmaceutical products .....	12451	15491096	12793	1679141
31. Fertilizers .....	553742	4217707	2879050	11664380
32. Tanning or dyeing extracts; tannins and their derivatives; dyes, pigments and other colouring matter; paints and varnishes; putty and other mastics; inks .....	104324	3679477	45118	1217726
33. Essential oils and resinoids; perfumery, cosmetic or toilet preparations .....	40009	2477210	9304	284228
34. Soap, organic surface-active agents, washing preparations, lubricating preparations, artificial waxes, prepared waxes, polishing or scouring preparations, candles and similar articles, modelling pastes, "dental waxes" and dental preparations with a basis of plaster .....	40652	1197773	225966	1835582
35. Albuminoidal substances; modified starches, glues, enzymes.....	34338	1378214	12235	370770
36. Explosives; pyrotechnic products; matches; .....	0	0	0	0
37. Photographic or cinematographic goods .....	8185	878882	0	69
38. Miscellaneous chemical products .....	270309	8055873	490459	5181880
<b>SECTION VII. Plastics and articles thereof.....</b>	<b>1505495</b>	<b>40078352</b>	<b>2225177</b>	<b>37740572</b>
39. Plastics and articles thereof .....	1242991	29383908	2187737	36888783
40. Rubber and articles thereof ....	262505	10694444	37440	851789
<b>SECTION VIII. Raw hides and skins, leather .</b> .....	<b>15042</b>	<b>325844</b>	<b>25823</b>	<b>2184262</b>
41. Raw hides and skins (other than fur skins) and.....	693	8584	25553	2140558
42. Articles of leather; saddlery and harness; travel goods, handbags and similar containers; articles of animal gut (other than silk-worm gut).....	14322	315367	271	43704
43. Fur skins and artificial fur; manufactures thereof .....	27	1893	0	0
<b>SECTION IX. Wood and articles of wood.....</b>	<b>1450578</b>	<b>7541286</b>	<b>14459</b>	<b>168478</b>
44. Wood and articles of wood; wood charcoal .....	1449087	7508077	13273	125775
45. Cork and articles of cork .....	171	6696	9	197
46. Manufactures of straw, of esparto and of other plaiting.....	1320	26513	1177	42506
<b>SECTION X. Pulp of wood or of other fibrous cellulosic material ..</b> .....	<b>1168301</b>	<b>15267582</b>	<b>37072</b>	<b>602477</b>
47. Pulp of wood or of other fibrous cellulosic material waste and scrap of paper or paperboard .....	119369	1639983	15861	42741
48. Paper and paperboard; articles of paper pulp, of paper or of paperboard .....	1045475	13322906	18421	230031

**10. 22. WEIGHT AND VALUE OF IMPORTS AND EXPORTS BY SECTIONS<sup>(1)</sup> AND CHAPTERS OF CUSTOMS TARIFFS, THE YEAR 1390 (continued) (ton; mln rials)**

Section and chapter <sup>(2)</sup>	Imports		Non-oil exports	
	Weight	Value	Weight	Value
49. Printed books, newspapers, pictures and other products of the printing industry; manuscripts, typescripts and plans .....	3457	304694	2790	329705
<b>SECTION XI. Textiles and textile articles.....</b>	<b>512641</b>	<b>15174159</b>	<b>120067</b>	<b>13123128</b>
50. Silk .....	631	52952	57	2100
51. Wool, fine or coarse animal hair; horsehair yarn and woven fabric .....	4265	429879	5612	315625
52. Cotton .....	53230	1632082	1237	58469
53. Other vegetable textile fibres; paper yarn and woven fabrics of paper yarn .....	61060	779676	241	4589
54. Man-made filaments .....	77294	2531485	3510	142885
55. Man-made staple fibres .....	227640	6975801	11543	328286
56. Wadding, felt and nonwovens; special yarns; twine, cordage, ropes and cables and articles thereof .....	12582	446971	10301	284838
57. Carpets and other textile floor coverings .....	7985	195848	51625	9925319
58. Special woven fabrics; tufted textile fabrics; lace; tapestries; trimmings; embroidery .....	13306	500796	2492	198266
59. Impregnated, coated, covered or laminated textile fabrics; textile articles of a kind suitable for industrial use .....	46549	1214176	687	41996
60. Knitted or crocheted fabrics .....	633	29111	1	85
61. Articles of apparel and clothing accessories, knitted or crocheted .....	846	97168	3973	638020
62. Articles of apparel and clothing accessories, not knitted or crocheted .....	1366	148509	1081	190996
63. Other made up textile articles; sets; worn clothing and worn textile articles; rags .....	5255	139704	27706	991654
<b>SECTION XII. Footwear, headgear .....</b>	<b>11080</b>	<b>418890</b>	<b>17548</b>	<b>1628535</b>
64. Footwear, gaiters and the like; parts of such articles .....	4850	230905	17384	1611867
65. Headgear and parts thereof.....	1912	58541	103	15403
66. Umbrellas, sun umbrellas, walking-sticks, seat-sticks, whips, riding-crops and parts thereof.....	861	15978	40	779
67. Prepared feathers and down and articles made of feathers or of down; artificial flowers; articles of human hair .....	3456	113467	22	485
<b>SECTION XIII. Articles of stone, plaster .....</b>	<b>747175</b>	<b>6688696</b>	<b>2042725</b>	<b>7668812</b>
68. Articles of stone, plaster, cement, asbestos, mica or similar materials.....	258746	1425488	336594	1116630
69. Ceramic products .....	256602	2073231	1383106	4423467
70. Glass and glassware .....	231828	3189977	323026	2128714
<b>SECTION XIV. Natural or cultured pearls .....</b>	<b>1991</b>	<b>14084636</b>	<b>59</b>	<b>7797501</b>
71. Natural or cultured pearls, precious or semi- precious stones, precious metals, metals clad with precious metal and articles thereof; imitation jewellery; coin .....	1991	14084636	59	7797501
<b>SECTION XV. Base metals and articles.....</b>	<b>10044687</b>	<b>107326531</b>	<b>2159150</b>	<b>35467180</b>
72. Iron and steel .....	9026226	83416078	1246729	11003833
73. Articles of iron or steel .....	671173	13501549	344574	5859626

**10. 22. WEIGHT AND VALUE OF IMPORTS AND EXPORTS BY SECTIONS<sup>(1)</sup> AND CHAPTERS OF CUSTOMS TARIFFS, THE YEAR 1390 (continued) (ton; mln rials)**

Section and chapter <sup>(2)</sup>	Imports		Non-oil exports	
	Weight	Value	Weight	Value
74. Copper and articles thereof .....	8749	651689	172716	8798962
75. Nickel and articles thereof .....	1989	615940	35	1359
76. Aluminium and articles thereof .....	212175	5135260	205314	5375205
78. Lead and articles thereof .....	2958	100248	41674	1021614
79. Zinc and articles thereof .....	4992	132615	142391	3217794
80. Tin and articles thereof .....	1348	387452	22	561
81. Other base metals; cermet; articles thereof .....	2170	170540	293	48484
82. Tools, implements; cutlery, spoons and forks of base metal; parts thereof .....	32929	1581072	1596	47050
83. Miscellaneous articles of base metal .....	79980	1634089	3806	92692
<b>SECTION XVI. Machinery and mechanical appliances .....</b>	<b>1825470</b>	<b>167536886</b>	<b>170966</b>	<b>10815405</b>
84. Nuclear reactors, boilers, machinery and mechanical appliances; parts thereof .....	1350233	124849508	120962	6615159
85. Electrical machinery and equipment and parts thereof; sound recorders and reproducers, television image and sound recorders and reproducers, and parts and accessories of such articles .....	475237	42687378	50004	4200246
<b>SECTION XVII. Vehicles, aircraft.....</b>	<b>502534</b>	<b>39045335</b>	<b>81670</b>	<b>4366300</b>
86. Railway or tramway locomotives, rolling-stock and parts thereof; railway or tramway track fixtures and fittings and parts mechanical (including electro-mechanical ) traffic signalling equipment of all kinds.....	78445	8155579	532	12792
87. Vehicles other than railway or tramway rolling - stock, and parts and accessories thereof.....	418444	30450522	80251	4325229
88. Aircraft, spacecraft, and parts thereof .....	0	0	0	0
89. Ships, boats and floating structures.....	5645	439234	887	28280
<b>SECTION XVIII. Optical, photographic, cinematographic..</b>	<b>38517</b>	<b>17076415</b>	<b>785</b>	<b>275279</b>
90. Optical, photographic, cinematographic, measuring, checking, precision, medical or surgical instruments and apparatus; parts and thereof accessories .....	30312	16119716	522	264258
91. Clocks and watches and parts thereof .....	6609	895234	121	3995
92. Musical instruments; parts and accessories of such articles.....	1596	61465	143	7026
<b>SECTION XIX. Arms and ammunition; parts. ....</b>	<b>0</b>	<b>0</b>	<b>0</b>	<b>0</b>
93. Arms and ammunition; parts and accessories thereof .....	0	0	0	0
<b>SECTION XX. Miscellaneous manufactured articles.....</b>	<b>143502</b>	<b>4491834</b>	<b>9192</b>	<b>569730</b>
94. Furniture; bedding, mattresses, mattress supports, cushions and similar stuffed furnishings; lamps and lighting fittings, not elsewhere specified or included; illuminated signs, illuminated name plates and the like; prefabricated buildings .....	78248	2452896	6974	386732
95. Toys, games and sports requisites; parts and accessories, thereof .....	40039	1255671	1518	51025
96. Miscellaneous manufactured articles .....	25215	783267	701	131973
<b>SECTION XX. Works of art, collectors pieces and antiques</b>	<b>257040</b>	<b>30377855</b>	<b>10480</b>	<b>646560</b>
97. Works of art, collectors' pieces and antiques .....	115	4881	23	20681
98. Unassembled C.K.D. articles of road construction machinery, cars and other machinery.....	256925	30372974	10457	625879
Not specified and not stated .....	0	0	0	0

1. See introduction of this chapter for more information on the complete title of sections.

2. Chapters 77 and 99 have been designed for future classification needs.

Source: Iran Customs Administration.

### 10. 23. PUBLIC ACCOMMODATIONS AND ESTABLISHMENTS SERVING FOODS AND BEVERAGES BY INDUSTRY AND NUMBER OF WORKERS, THE YEAR 1381

Industry	Total	1 worker	2 workers	3-5 workers	6-9 workers	10-49 workers	50-99 workers	100+ workers	Not stated
<b>Total .....</b>	<b>74688</b>	<b>42248</b>	<b>18172</b>	<b>10720</b>	<b>1971</b>	<b>1437</b>	<b>71</b>	<b>38</b>	<b>31</b>
Public accommodations .....	6062	1666	1509	1703	496	582	53	31	22
Hotels, apartment hotels, motels, inns and tourism complexes.....	921	66	83	260	164	285	35	26	2
Boarding houses, pilgrims houses, and youth accommodations .....	2799	880	922	757	127	96	6	1	10
School and university dormitories .....	1730	461	380	565	161	146	9	3	5
Dormitories and camping sites affiliated to organizations, departments and corporations.....	606	256	123	120	44	55	3	0	5
Others .....	6	3	1	1	0	0	0	1	0
Establishments serving foods and beverages .....	68626	40582	16663	9017	1475	855	18	7	9
Restaurants and canteens ...	10946	2333	2930	3868	1044	741	14	7	9
Places serving Kabab, Beryani, Halim and/or Aash	9979	5484	3038	1357	84	16	0	0	0
Sandwich stands and fast foods and/or snack serving places .....	22318	14468	5477	2065	245	62	1	0	0
Cafes and tea houses ....	16329	12897	2598	776	43	15	0	0	0
Places serving edible offals such as livers, guts and kidneys.....	2055	1375	535	139	3	3	0	0	0
Places serving edible offals such as sheep's head and trotters as well as tripe .....	2214	1145	748	303	13	4	1	0	0
Refreshment stands ...	3854	2178	1172	459	34	10	1	0	0
Places serving other foods not classified .....	911	702	162	41	4	1	1	0	0
Restaurants affiliated to govt. and non-govt. organizations and agencies..	20	0	3	9	5	3	0	0	0

Source: Statistical Centre of Iran.

### 10. 24. PUBLIC ACCOMMODATIONS AND ESTABLISHMENTS SERVING FOODS AND BEVERAGES IN URBAN AND RURAL AREAS, THE YEAR 1381

Ostan	Total			Public accommodations			Establishments serving foods and beverages		
	Total country	Urban	Rural	Total country	Urban	Rural	Total country	Urban	Rural
<b>Total.....</b>	<b>74688</b>	<b>60356</b>	<b>14332</b>	<b>6062</b>	<b>5280</b>	<b>782</b>	<b>68626</b>	<b>55076</b>	<b>13550</b>
East Azarbayejan...	5196	4323	873	229	202	27	4967	4121	846
West Azarbayejan	3750	2999	751	178	155	23	3572	2844	728
Ardebil .....	2492	1759	733	244	200	44	2248	1559	689
Esfahan .....	4311	3839	472	236	212	24	4075	3627	448
Ilam .....	529	472	57	60	47	13	469	425	44
Bushehr .....	677	572	105	94	65	29	583	507	76
Tehran .....	14114	13144	970	491	464	27	13623	12680	943
Chaharmahal & Bakhtiari .....	436	387	49	32	29	3	404	358	46
South Khorasan .....	345	281	64	95	64	31	250	217	33
Khorasan-e-Razavi	5539	5076	463	1399	1338	61	4140	3738	402
North Khorasan .....	523	469	54	37	32	5	486	437	49
Khuzestan .....	3426	2965	461	285	258	27	3141	2707	434
Zanjan .....	885	749	136	111	94	17	774	655	119
Semnan .....	458	387	71	80	72	8	378	315	63
Sistan & Baluchestan .....	969	862	107	174	143	31	795	719	76
Fars .....	3070	2616	454	407	380	27	2663	2236	427
Qazvin .....	1018	820	198	69	54	15	949	766	183
Qom .....	1481	1400	81	113	109	4	1368	1291	77
Kordestan .....	1503	1293	210	124	89	35	1379	1204	175
Kerman .....	1855	1665	190	206	184	22	1649	1481	168
Kermanshah .....	1742	1626	116	107	103	4	1635	1523	112
Kohgiluyeh & Boyerahmad .....	436	399	37	51	49	2	385	350	35
Golestan .....	1124	964	160	64	54	10	1060	910	150
Gilan .....	10162	4343	5819	240	172	68	9922	4171	5751
Lorestan .....	1126	987	139	110	90	20	1016	897	119
Mazandaran .....	3563	2535	1028	349	200	149	3214	2335	879
Markazi .....	1028	916	112	92	78	14	936	838	98
Hormozgan .....	980	774	206	209	194	15	771	580	191
Hamedan .....	1193	1068	125	96	84	12	1097	984	113
Yazd .....	757	666	91	80	65	15	677	601	76

Source: Statistical Centre of Iran.



### 10. 25. PUBLIC ACCOMMODATIONS AND ESTABLISHMENTS SERVING FOODS AND BEVERAGES BY NUMBER OF WORKERS AND OSTAN, THE YEAR 1381

Ostan	Total	1 worker	2 workers	3-5 workers	6-9 workers	10-49 workers	50-99 workers	100+ workers	Not stated
<b>Total country .....</b>	<b>74688</b>	<b>42248</b>	<b>18172</b>	<b>10720</b>	<b>1971</b>	<b>1437</b>	<b>71</b>	<b>38</b>	<b>31</b>
East Azarbayejan .....	5196	3409	1087	593	63	40	2	2	0
West Azarbayejan .....	3750	2530	806	362	33	19	0	0	0
Ardebil .....	2492	1608	591	255	25	12	1	0	0
Esfahan .....	4311	2085	1186	818	124	90	3	5	0
Ilam .....	529	352	134	31	7	5	0	0	0
Bushehr .....	677	338	221	93	12	12	0	1	0
Tehran .....	14114	6101	3816	2979	682	474	17	14	31
Chaharmahal & Bakhtiari .....	436	269	100	50	10	7	0	0	0
South Khorasan .....	345	206	87	38	8	6	0	0	0
Khorasan-e-Razavi.....	5539	2329	1661	1140	221	165	17	6	0
North Khorasan .....	523	347	102	64	5	4	0	1	0
Khuzestan .....	3426	2073	805	388	78	73	6	3	0
Zanjan .....	885	477	236	130	26	16	0	0	0
Semnan .....	458	218	125	90	16	9	0	0	0
Sistan & Baluchestan ...	969	552	243	126	21	24	3	0	0
Fars .....	3070	1512	827	550	102	75	3	1	0
Qazvin .....	1018	515	290	155	42	16	0	0	0
Qom .....	1481	849	373	203	23	33	0	0	0
Kordestan .....	1503	704	503	244	39	13	0	0	0
Kerman .....	1855	1067	460	224	58	43	2	1	0
Kermanshah .....	1742	981	511	205	30	14	1	0	0
Kohgiluyeh & Boyerahmad .....	436	255	116	48	12	5	0	0	0
Golestan .....	1124	608	327	143	29	17	0	0	0
Gilan .....	10162	8379	1224	446	74	36	3	0	0
Lorestan .....	1126	655	291	139	23	18	0	0	0
Mazandaran .....	3563	2034	861	506	82	76	3	1	0
Markazi .....	1028	519	292	170	17	27	3	0	0
Hormozgan .....	980	351	293	212	54	61	6	3	0
Hamedan .....	1193	597	360	190	23	22	1	0	0
Yazd .....	757	328	244	128	32	25	0	0	0

Source: Statistical Centre of Iran.

### 10. 26. WORKERS OF PUBLIC ACCOMMODATIONS AND ESTABLISHMENTS SERVING FOODS AND BEVERAGES, THE YEAR 1381

<i>Industry</i>	<i>Workers</i>
<b><i>Total</i></b> .....	<b><i>166061</i></b>
<b><i>Public accommodations</i></b> .....	<b><i>34917</i></b>
Hotels, apartment hotels, motels, inns and tourism complexes .....	15853
Boarding houses, pilgrimage houses, and youth accommodations .....	8489
School and university dormitories .....	8023
Dormitories and camping sites affiliated to organizations, departments, institutions, banks and corporations, etc. ....	2414
Others .....	138
<b><i>Establishments serving foods and beverages</i></b> .....	<b><i>131144</i></b>
Restaurants and canteens .....	43227
Places serving Kabab, Beryani, Halim and/or Aash .....	16867
Sandwich stands and fast foods and/or snack serving places .....	35175
Cafes and tea houses .....	21192
Places serving edible offals such as livers, guts and kidneys.....	2956
Places serving edible offals such as sheep's head and trotters and tripe .....	3844
Refreshment stands .....	6471
Places serving different foods not classified .....	1276
Restaurants affiliated to govt. and non-govt. organizations and agencies .....	136

*Source: Statistical Centre of Iran.*

**10. 27. NUMBER AND CAPACITY OF THE NATION'S ACCOMMODATIONS<sup>(1)</sup> BY CLASS**

Year and Ostan	Number								Room	Bed
	Total	5-Star	4-Star	3-Star	2-Star	1-Star	Luxury hotels	Not classified		
1375.....	521	9	16	55	183	188	×	70	23897	48879
1380 <sup>(2)</sup> .....	718	11	38	80	228	219	×	142	27889	57661
1385.....	000	000	000	000	000	000	×	000	000	000
1386 <sup>(3)</sup> .....	741	17	50	137	277	233	×	27	31653	68273
1387.....	000	000	000	000	000	000	000	000	000	000
1388.....	2721	17	69	596	769	1165	15	90	72593	171306
1389.....	000	000	000	000	000	000	000	000	76120	202679
<b>1390.....</b>	<b>3282</b>	<b>21</b>	<b>78</b>	<b>708</b>	<b>867</b>	<b>1360</b>	<b>13</b>	<b>235</b>	<b>81999</b>	<b>221410</b>
East Azarbayejan.....	000	000	000	000	000	000	000	000	000	000
West Azarbayejan ..	000	000	000	000	000	000	000	000	000	000
Ardebil.....	000	000	000	000	000	000	000	000	000	000
Esfahan.....	000	000	000	000	000	000	000	000	000	000
Alborz.....	000	000	000	000	000	000	000	000	000	000
Ilam.....	000	000	000	000	000	000	000	000	000	000
Bushehr.....	000	000	000	000	000	000	000	000	000	000
Tehran.....	000	000	000	000	000	000	000	000	000	000
Chaharmahal & Bakhtiari.....	000	000	000	000	000	000	000	000	000	000
South Khorasan.....	000	000	000	000	000	000	000	000	000	000
Khorasan-e-Razavi..	000	000	000	000	000	000	000	000	000	000
North Khorasan.....	000	000	000	000	000	000	000	000	000	000
Khuzestan.....	000	000	000	000	000	000	000	000	000	000
Zanjan.....	000	000	000	000	000	000	000	000	000	000
Semnan.....	000	000	000	000	000	000	000	000	000	000
Sistan & Baluchestan	000	000	000	000	000	000	000	000	000	000
Fars.....	000	000	000	000	000	000	000	000	000	000
Qazvi.....	000	000	000	000	000	000	000	000	000	000
Qom.....	000	000	000	000	000	000	000	000	000	000
Kordestan.....	000	000	000	000	000	000	000	000	000	000
Kerman.....	000	000	000	000	000	000	000	000	000	000
Kermanshah.....	000	000	000	000	000	000	000	000	000	000
Kohgiluyeh & Boyerahmad.....	000	000	000	000	000	000	000	000	000	000
Golestan.....	000	000	000	000	000	000	000	000	000	000
Gilan.....	000	000	000	000	000	000	000	000	000	000
Lorestan.....	000	000	000	000	000	000	000	000	000	000
Mazandaran.....	000	000	000	000	000	000	000	000	000	000
Markazi.....	000	000	000	000	000	000	000	000	000	000
Hormozgan.....	000	000	000	000	000	000	000	000	000	000
Hamedan.....	000	000	000	000	000	000	000	000	000	000
Yazd.....	000	000	000	000	000	000	000	000	000	000

1. Including hotels, apartment hotels, lodging houses, inns, complexes, camps, waterside cottages, and motels.

2. Including hotels and apartment hotels only.

3. Including hotels only.

Sources: Ministry of Culture and Islamic Guidance;

- Presidency of the Islamic Republic of Iran.

**10. 28. BEDS IN ACCOMMODATION FACILITIES<sup>(1)</sup> BY CLASS**

Year	Total	5-star	4-star	3-star	2-star	1-star	Luxury hotels	Not classified
1375 .....	48879	4841	3969	9259	13706	9883	×	7221
1380 <sup>(2)</sup> .....	57661	4489	7589	11872	17037	10456	×	6218
1385 .....	000	000	000	000	000	000	×	000
1386 <sup>(3)</sup> .....	68273	12147	19832	17345	10506	7689	×	754
1387 .....	000	000	000	000	000	000	000	000
1388 .....	171306	7775	13273	43333	45942	56370	793	3370
1389 .....	202679	000	000	000	000	000	000	000
<b>1390 .....</b>	<b>221410</b>	<b>9451</b>	<b>17515</b>	<b>56783</b>	<b>53409</b>	<b>72456</b>	<b>1043</b>	<b>10753</b>

1. Including hotels, apartment hotels, lodging houses, inns, complexes, camps, waterside cottages and motels.

2. Including hotels and apartment hotels only.

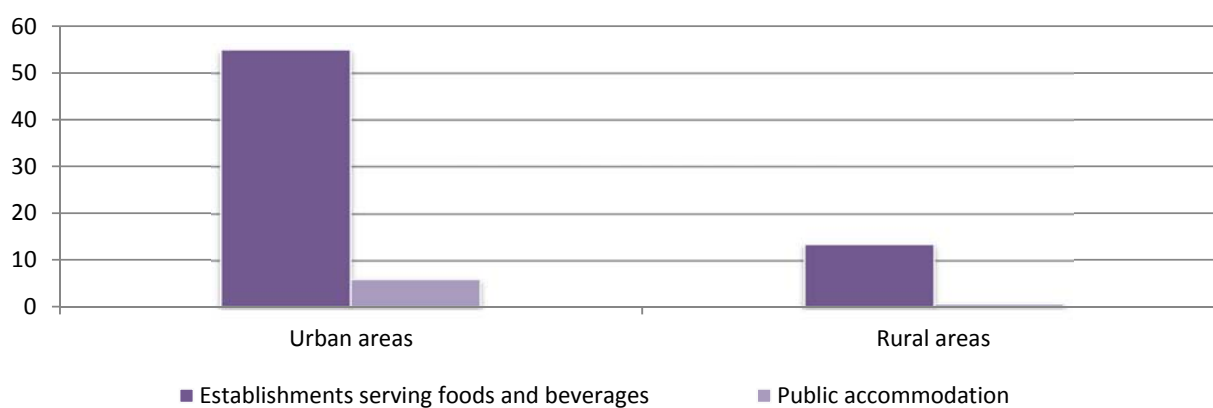
3. Including hotels only.

Sources: Ministry of Culture and Islamic Guidance;

- Presidency of the Islamic Republic of Iran.

**10.6. NUMBER OF PUBLIC ACCOMMODATIONS AND ESTABLISHMENTS SERVING FOODS AND BEVERAGES IN URBAN AND RURAL AREAS, THE YEAR 1381**

1000 establishments



For data see Table 10.24.