

**T**his chapter presents statistics in three sections: "Domestic trade", "Foreign trade" and "Hotels and restaurants".

### *Introduction*

**1. Domestic trade.** The first survey of trade establishments was conducted in the cities of Tehran and Esfahan by the General Department of Public Statistics of the Ministry of the Interior in the years 1332 and 1336 respectively. Following the United Nations recommendations, General Department of Trade Statistics of the Ministry of Finance of the time conducted a survey in 1344, the results of which were disseminated. In 1345, General Department of Statistics of the Ministry of Economy of the time implemented pilot census of wholesale establishments in Tehran, the results of which were disseminated in 1346. Also, the mentioned Department collected and disseminated data relating to trade establishments in 250 cities of the country through sample surveys from 1346 to 1351. In connection with compilation of national accounts, the Central Bank of the Islamic Republic of Iran has collected trade statistics since years ago.

The Statistical Centre of Iran executed two pilot sample surveys during the years 1355 and 1356, one in the city of Rasht and the other in Tehran, Zahedan, Kermanshah and Khorramshahr. In the 1355 and 1365 National Censuses of Population and Housing and the 1370 Multi-Round

Population Survey, statistics on nationwide trade establishments were collected.

In the late 1366 and the early 1367, survey of establishments engaged in the sale and purchase of commodities in urban areas was executed on a large scale by the SCI. Then, in 1369, statistical information on these establishments was collected in both urban and rural areas. In 1373, sample survey of trade establishments was carried out.

Statistics on trade establishments presented in this yearbook were provided by using results obtained from the 1381 General Census of Establishments including number of establishments and average number of workers engaged in "wholesale trade, retail trade and repair of motor vehicles, and personal and household goods".

In addition, this chapter presents statistics for types of transactions registered in notary publics and land registration offices representing some of trade activities provided by the State Organization for Registration of Deeds and Properties.

Statistical data on urban and rural cooperatives included in the statistical yearbook have been obtained from related organizations since 1339 and 1342 respectively. Statistics on rural cooperatives and unions presented here are from the Central Organization of Rural Cooperatives, and statistics on other cooperatives are from the Ministry of Cooperatives.

**2. Foreign trade.** Statistics on foreign trade of Iran have continuously been produced and disseminated since 1279. They are annually provided by Iran Customs Administration according to data in reports of in-coming and out-going commodities released from the customs houses of the country.

The statistics presented in this chapter are from the Foreign Trade Statistics Yearbooks of the Islamic Republic of Iran. They comprise the volume of commercial exchanges, amount and value of commodities imported and exported, as well as the share of different countries in total imports and exports.

It should be noted that imports and exports value experienced increases in foreign trade tables from the years 1373 and 1381 on. One of the reasons for the increases is the dramatic changes in exchange rates.

**3. Hotels and restaurants.** Survey of establishments serving food and beverages was first conducted in the city of Rasht in 1355 and then in Tehran, Zahedan, Khorramshahr, and Kermanshah in 1356 by the SCI.

In the late 1366, the survey of establishments serving food and beverages was executed in urban areas for the first time by the SCI and its results were disseminated. Moreover, in 1369, the survey was implemented in urban and rural areas and its outcomes were disseminated.

Based on the information from the 1370 Multi-Round Population Survey, the survey of establishments serving food and beverages was executed in 1373 and its outcomes were disseminated.

In this yearbook, fresh statistics, obtained from the results of the 1381 Establishments Census, on the number of hotels, other temporary public accommodations, restaurants, and establishments serving food and beverages, as well as the number of workers are presented in this yearbook.

Also included here are statistics on the quality of accommodation facilities, number of rooms, and number of beds, obtained from Iran Touring & Tourism Organization (ITTO), affiliated to the

Ministry of Culture and Islamic Guidance until 1382. However, by merging Iran Touring and Tourism Organization and Iran Cultural Heritage Organization into Touring and Cultural Heritage Organization in 1382, the mentioned statistics are supplied by the newly-established Organization. They have been collected since the establishment of Iran Tourism Organization in 1342 and included in the statistical yearbook since 1345. Considering recent changes in administrative divisions, the data appeared in tables 10.2, 10.3, 10.24 and 10.25, originally from the results of the 1381 General Census of Establishments, were accordingly adjusted.

#### **Definitions and concepts**

**Commercial establishment:** a part of a place or a number of places in which a group of production factors is engaged in purchase and sale of goods (wholesale, retail trade) and provision of depended services under single accounting and management unit. Establishments engaged in repair of motor vehicles, personal and household goods, preparing and rendering food and beverages, providing services and facilities for short stay of passengers are known as commercial establishment.

**Wholesale:** the reselling (without change) of new or used goods in large quantities to retailers, industrial and commercial consumers, departments, as well as other wholesalers or those working as agents or brokers to sell or purchase commercial articles for such persons or companies.

**Retail trade:** the resale (without change) of new or used goods in small quantities to the public for personal or household use in shops, department stores, booths, by post, vendors, street-vendors, consumer cooperatives, sale halls, etc.

**Workers:** see Chapter 7, Definitions and concepts.

**Revocable transactions:** any contract in which an immovable property is left with the creditor as a property in pawn for satisfactory fulfillment of liabilities so that the creditor may make up for

damages from the property under legal conditions in case the debtor ignores his liabilities.

**Surety bond:** responsibility for someone else's performance of an undertaking.

**Rent:** lease or tenancy agreement according to which the tenant gets the right of ownership over the property for a certain period of time.

**Cooperatives:** see "Definitions and Concepts", Chapter 4.

Types of cooperatives operating in different sectors:

1. **Services cooperatives:** companies which are registered and established to provide services in one of service fields based on ISIC.

2. **Producers' supply cooperatives:** cooperatives composed of producing units, which are registered and established to meet their members' different needs.

3. **Consumers' supply cooperatives:** these cooperatives are engaged in procuring and supplying members with different kinds of commodities and appliances required, from inside the country or from abroad, in line with public benefits and reduction of prices and costs. They include employees' consumer co-ops, workers' consumer co-ops, local consumer co-ops, public consumer co-ops, borderers' co-ops, and distributive trade guilds' co-ops.

**Cooperatives in operation:** refers to a cooperative which is operational and has annual financial performance and produce outputs of goods or renders some services.

**Cooperative unions:** refers to combination of at least 7 cooperatives whose field of activities is similar and it is established and registered according to the regulations and the law of cooperative sector.

**Legal reserves of rural cooperative unions:** twenty percent of the annual revenues of rural cooperative companies and unions are considered as indivisible legal reserves.

**Balance of trade:** see Chapter 21, "Definitions and concepts".

**Imports:** refers to sales, barter or gifts or grants of goods and services from a country to another

one after customs clearance and observance of other regulations.

The following cases are not included with imports statistics:

- a. The goods which are subject to political legal exemptions included in Article 37 of the customs law approved on 30 Khordad 1350.
- b. Foreign transit goods, exported goods returned from foreign countries, transferred, cabotage and temporary imports.
- c. Used personal goods which are not subject to the customs duties and commercial benefits.
- d. Fuel and oils for vehicles and aircraft.
- e. Used household goods of Iranians living abroad or foreign nationals which are released from the customs houses by special permits under Clause 6 of Article 37.
- f. Gifts to organizations and centres that are subject to exemptions from customs duties.
- g. Goods carried with passengers subject to Article 31.

**Exports:** refers to sales, barter, or gifts or grants, of goods and services from a country to another one after customs clearance and observance of other regulations.

The following cases are not included in exports statistics:

- a. Temporary exports.
- b. Cabotage<sup>1</sup>.
- c. Vehicle and aircraft fuel and oils.
- d. Goods carried with passengers subject to Article 32.

Also, the following items, exported by National Iranian Oil Company and National Iranian Gas Company are not included in non-oil exports and follow certain regulation for export:

- a. Crude oil
- b. Natural gas
- c. Fuel oil
- d. Burning oil
- e. Gas oil

<sup>1</sup>. is the transport of goods or passengers between two points in the same country by a vessel or an aircraft registered in another country. Originally starting with shipping, sabotage now also covers aviation, railways and road transport. Cabotage is "trade or navigation in coastal waters, or, the exclusive right of a country to operate the air traffic within its territory."

f. Gas distillations Until 1374, commodities were classified according to Brussels Tariff Nomenclature approved on 30 Khordad 1350 in which sub-divisions were made under general regulations of exports and imports of Iran.

As of 1375, the previous classification was replaced by the new international classification called H.S.(Harmonized Commodity Description and Coding System) which consists of 21 sections as follows:

Section I. Live animals; animal products.

Section II. Vegetable products.

Section III. Animal or vegetable fats and oils and their cleavage products; prepared edible fats; animal or vegetable waxes.

Section IV. Prepared foodstuffs; beverages, spirits and vinegar; tobacco and manufactured tobacco substitutes.

Section V. Mineral products.

Section VI. Products of the chemical or allied industries.

Section VII. Plastics and articles thereof; rubber and articles thereof.

Section VIII. Raw hides and skins, leather, furskins and articles thereof; saddlery and harness; travel goods, handbags and similar containers; articles of animal gut.

Section IX. Wood and articles of wood; wood charcoal; cork and articles of cork; manufactures of straw, of esparto or of other plaiting materials; basketware and wickerwork.

Section X. Pulp of wood or of other fibrous cellulosic materials; waste and scrap of paper or paperboard; paper and paperboard and articles there of.

Section XI. Textiles and textile articles.

Section XII. Footwear, headgear, umbrellas, sun umbrellas, walking-sticks, seat-sticks, whips, riding-crops and parts there of; prepared feathers and articles made there with; artificial flowers; articles of human hair.

Section XIII. Articles of stone, plaster, cement, asbestos, mica or similar materials; ceramic products; glass and glassware.

Section XIV. Natural or cultured pearls, precious or semi-precious stones, precious

metals, metals clad with precious metals and articles thereof; imitation jewellery; coin  
Section XV. Base metals and articles of base metals

Section XVI. Machinery and mechanical appliances; electrical equipment; parts there of; sound recorders and reproducers; television image and sound recorders and reproducers, and parts and accessories of such articles  
Section XVII. Vehicles, aircraft, vessels and associated transport equipment

Section XVIII. Optical, photographic, cinematographic, measuring, checking, precision, medical or surgical instruments and apparatus; clocks and watches; musical instruments, parts and accessories there of.

Section XIX. Arms and ammunition; parts and accessories there of

Section XX. Miscellaneous manufactured articles

Section XXI. Works of art, collectors' pieces and antiques

**Value of goods:** value of imports and exports are determined according to C.I.F.<sup>2</sup> and F.O.B<sup>3</sup>. respectively.

**Establishment serving foods and beverages:** a certain fixed place where a collection of capital and labour force are employed for serving foods and beverages.

**Accommodation:** a place or a part of a place or a number of certain places in which a group of production factors are working under control and supervision of a single management and accounting unit for the provision of short- stay accommodation for visitors and other travelers as well as providing services and facilities. Accommodations which all people using them are called "public accommodations" and those which are confined to the members of a certain organization are called "private accommodations" Even though the second accommodation of the households, such as apartments and private villas used by the household and family members and

1- C.I.F. (Cost, Insurance and Freight).

2- F.O.B. (Free On Board)

their friends are considered as tourism capacities, they are not taken into account as accommodations.

**Class of accommodation:** under certain regulations accommodations are divided into 5 classes: luxury or 5-star, 4-star, 3-star, 2- star and 1-star and also a group is classified without star (first class, second class and third class) by construction, equipment and installation status and quality of services offered .

**Accommodation capacity:** the grand total of rooms and beds used by travellers in every accommodation facility for a certain period of time.

#### ***Selected information***

In 1388, the volume of trade transactions amounted to 765 thousand bln rials which had an 8.04 percent increase in comparison to the preceding year. Out of the stated volume, 71.61 and 28.39 percent was related to imports and non-oil exports respectively.

In 1388, a volume of 52 mln tons of different goods amounting to 548 thousand bln rials

(equaling 69 bln dollars) were imported into country via customs terminals whose value increased by 2.68 percent in comparison to the preceding year. It should be noted that the maximum volume of imports by value at rials relates to the countries of UAE (29.28 percent out of total value), China (8.8 percent out of total value) and Germany (8.5 percent of total value). Moreover, in this year 47.5 mln tons of various kinds of non-oil goods at the value of 217 thousand bln rials (equaling 19 bln dollars) were exported abroad via customs terminals whose value increased by 24.42 percent in comparison to the preceding year. The maximum volume of exports by value at rials relates to the countries of Iraq (20.82 percent out of total value), China (14.28 percent out of total value) and UAE (13.40 percent out of total value).

In 1388, the number of accommodation facilities of the country was 2721 units (including 72593 rooms and 171306 beds).

---

*1. Cabot age is the transport of goods between two points in the same country by the vessel or an aircraft registered in another country.*

**10. 1. ESTABLISHMENTS ENGAGED IN WHOLESALE AND RETAIL TRADE, REPAIR OF MOTOR VEHICLES, MOTORCYCLES AND PERSONAL AND HOUSEHOLD GOODS BY INDUSTRY AND SIZE OF ESTABLISHMENTS, 1381**

industry	Total	1 worker	2 workers	3-5 workers	6-9 workers	10-49 workers	50-99 workers	100+ workers	Not stated
<b>Total country .....</b>	<b>1470070</b>	<b>1054873</b>	<b>305413</b>	<b>95845</b>	<b>8414</b>	<b>5088</b>	<b>221</b>	<b>150</b>	<b>66</b>
Sale, maintenance and repair of motor vehicles and motorcycles; retail sale of automotive fuel .....	241668	139438	70471	27692	2322	1666	39	32	8
Sale of motor vehicles .....	9566	3888	3039	2217	216	195	5	6	0
Maintenance and repair of motor vehicles .....	151823	80202	48729	20341	1467	1035	25	18	6
Sale of motor vehicle parts and accessories .....	46918	32401	11177	3055	163	108	6	7	1
Sale, maintenance and repair of motorcycles and related parts and accessories .....	29150	20683	6904	1493	48	21	0	0	1
Retail sale of automotive fuel .....	4211	2264	622	586	428	307	3	1	0
Wholesale trade and commission trade, except of motor vehicles and motorcycles .....	71106	29999	22600	14847	2038	1439	97	73	13
Wholesale on a fee or contract basis .....	1173	486	359	274	27	25	1	1	0
Wholesale of agricultural raw materials, live animals, food, beverages and tobacco .....	30053	12429	9073	6946	941	591	47	24	2
Wholesale of non-agricultural intermediate products, waste and scrap .....	12876	5513	3742	2796	460	307	23	29	6
Wholesale of machinery, equipment and supplies .....	1311	356	304	402	111	122	10	5	1
Wholesale of textiles and textiles articles, clothing and footwear .....	12900	6111	4776	1857	113	37	3	3	0
Wholesale of household goods .....	5404	2155	1816	1104	148	163	5	10	3
Wholesale of medical and surgical instruments .....	5956	2340	2089	1160	182	176	8	1	0
Other wholesale .....	1433	609	441	308	56	18	0	0	1
Retail trade, except of motor vehicles and motorcycles; repair of personal and household goods .....	1157296	885436	212342	53306	4054	1983	85	45	45
Non-specialized retail trade in stores .....	12894	7689	1940	2111	620	468	38	14	14
Retail sale of food, beverages and tobacco in specialized stores .....	512929	421373	75776	14326	963	460	12	9	10
Retail sale of second-hand goods in stores .....	7870	6517	1114	220	10	8	0	0	1
Retail trade not in stores .....	924	792	110	20	2	0	0	0	0
Repair of personal and household goods .....	78897	63649	12426	2600	136	80	3	3	0
Other retail trade of new goods in specialized stores .....	543782	385416	120976	34029	2323	967	32	19	20

Source: Statistical Centre of Iran.

**10. 2. ESTABLISHMENTS ENGAGED IN WHOLESALE AND RETAIL TRADE, REPAIR OF MOTOR VEHICLES, MOTORCYCLES AND PERSONAL AND HOUSEHOLD GOODS IN URBAN/RURAL AREAS, 1381**

Ostan	Total			Sale, maintenance and repair of motor vehicles and motorcycles, retail sales of automotive fuel		
	Total country	Urban	Rural	Total	Urban	Rural
<b>Total country .....</b>	<b>1470070</b>	<b>1226041</b>	<b>244029</b>	<b>241668</b>	<b>207249</b>	<b>34419</b>
East Azarbayejan .....	93533	79455	14078	13362	12084	1278
West Azarbayejan .....	66450	55964	10486	11173	10136	1037
Ardebil .....	28553	22944	5609	3997	3751	246
Esfahan .....	110753	96535	14218	22410	19612	2798
Ilam .....	10209	8383	1826	1156	1025	131
Bushehr .....	15582	12579	3003	2325	1924	401
Tehran .....	284722	265711	19011	42242	39209	3033
Chaharmahal & Bakhtiari .....	16956	12107	4849	2308	2005	303
South Khorasan .....	10000	7112	2888	2092	1654	438
Khorasan-e-Razavi .....	128274	106098	22176	23632	20102	3530
North Khorasan .....	14663	10327	4336	2147	1813	334
Khuzestan .....	68181	58083	10098	12425	10745	1680
Zanjan .....	19686	15902	3784	2951	2577	374
Semnan .....	12984	10924	2060	2420	2089	331
Sistan & Baluchestan .....	33339	25821	7518	4872	4258	614
Fars .....	74747	59527	15220	13905	11584	2321
Qazvin .....	22149	17348	4801	3922	3300	622
Qom .....	22701	21912	789	3904	3751	153
Kordestan .....	31488	26401	5087	4275	4058	217
Kerman .....	44363	36983	7380	9109	7801	1308
Kermanshah .....	41469	36711	4758	6154	5756	398
Kohgiluyeh & Boyerahmad .....	8768	6693	2075	976	848	128
Golestan .....	31378	22509	8869	5289	4271	1018
Gilan .....	64862	44654	20208	10183	6061	4122
Lorestan .....	31615	27205	4410	4161	3796	365
Mazandaran .....	74568	51978	22590	12317	7830	4487
Markazi .....	28663	23902	4761	4722	4244	478
Hormozgan .....	19448	13442	6006	2739	1859	880
Hamedan .....	39071	30742	8329	5920	5251	669
Yazd .....	20895	18089	2806	4580	3855	725

**10. 2. ESTABLISHMENTS ENGAGED IN WHOLESALE AND RETAIL TRADE, REPAIR OF MOTOR VEHICLES, MOTORCYCLES AND PERSONAL AND HOUSEHOLD GOODS IN URBAN/RURAL AREAS: 1381 (continued)**

Ostan	Wholesale trade and commission trade <sup>(1)</sup>			Retail sales and repair services of personal and household goods <sup>(1)</sup>		
	Total	Urban	Rural	Total	Urban	Rural
<b>Total country .....</b>	<b>71106</b>	<b>66202</b>	<b>4904</b>	<b>1157296</b>	<b>952590</b>	<b>204706</b>
East Azarbayejan .....	3886	3567	319	76285	63804	12481
West Azarbayejan .....	2455	2294	161	52822	43534	9288
Ardebil .....	925	888	37	23631	18305	5326
Esfahan .....	4676	4019	657	83667	72904	10763
Ilam .....	372	339	33	8681	7019	1662
Bushehr .....	553	498	55	12704	10157	2547
Tehran .....	26593	26140	453	215887	200362	15525
Chaharmahal & Bakhtiari .....	391	306	85	14257	9796	4461
South Khorasan .....	242	163	79	7666	5295	2371
Khorasan-e-Razavi .....	6351	6123	228	98291	79873	18418
North Khorasan .....	303	276	27	12213	8238	3975
Khuzestan .....	2223	1955	268	53533	45383	8150
Zanjan .....	675	633	42	16060	12692	3368
Semnan .....	358	330	28	10206	8505	1701
Sistan & Baluchestan .....	886	772	114	27581	20791	6790
Fars .....	2318	2177	141	58524	45766	12758
Qazvin .....	880	770	110	17347	13278	4069
Qom .....	848	825	23	17949	17336	613
Kordestan .....	1100	1055	45	26113	21288	4825
Kerman .....	1325	1188	137	33929	27994	5935
Kermanshah .....	1589	1534	55	33726	29421	4305
Kohgiluyeh & Boyerahmad .....	172	167	5	7620	5678	1942
Golestan .....	1144	964	180	24945	17274	7671
Gilan .....	2809	2285	524	51870	36308	15562
Lorestan .....	1125	958	167	26329	22451	3878
Mazandaran .....	2696	2147	549	59555	42001	17554
Markazi .....	919	882	37	23022	18776	4246
Hormozgan .....	1088	927	161	15621	10656	4965
Hamedan .....	1422	1294	128	31729	24197	7532
Yazd .....	782	726	56	15533	13508	2025

1. Excluding motor vehicles and motorcycles.

Source: Statistical Centre of Iran.



**10. 3. ESTABLISHMENTS ENGAGED IN WHOLESALE AND RETAIL TRADE, REPAIR OF MOTOR VEHICLES, MOTORCYCLES AND PERSONAL AND HOUSEHOLD GOODS BY SIZE OF ESTABLISHMENTS AND OSTAN: 1381**

Ostan	Total	1 worker	2 workers	3-5 workers	6-9 workers	10-49 workers	50-99 workers	100+ workers	Not stated
<b>Total country .....</b>	1470070	1054873	305413	95845	8414	5088	221	150	66
East Azarbayejan .....	93533	73530	15144	4356	295	193	10	5	0
West Azarbayejan .....	66450	51348	11244	3423	303	131	0	1	0
Ardebil .....	28553	22404	4781	1242	85	37	2	2	0
Esfahan .....	110753	78784	23305	7738	609	300	12	5	0
Ilam .....	10209	7770	2078	314	25	20	2	0	0
Bushehr .....	15582	11023	3619	785	86	65	2	2	0
Tehran .....	284722	176118	74279	29238	2957	1878	108	78	66
Chaharmahal & Bakhtiari .....	16956	13732	2588	562	49	24	0	1	0
South Khorasan .....	10000	7967	1596	389	27	19	2	0	0
Khorasan-e-Razavi .....	128274	89298	29071	8929	595	362	13	6	0
North Khorasan .....	14663	11787	2275	543	39	19	0	0	0
Khuzestan .....	68181	48415	14772	4328	403	249	9	5	0
Zanjan .....	19686	15030	3687	862	60	45	1	1	0
Semnan .....	12984	9890	2351	629	61	48	2	3	0
Sistan & Baluchestan .....	33339	26887	4883	1337	142	88	2	0	0
Fars .....	74747	52842	16042	5105	466	275	8	9	0
Qazvin .....	22149	15213	5212	1572	89	57	3	3	0
Qom .....	22701	16024	5093	1437	90	55	2	0	0
Kordestan .....	31488	22775	6594	1893	150	74	2	0	0
Kerman .....	44363	35881	6321	1819	192	142	6	2	0
Kermanshah .....	41469	30671	8310	2227	168	90	2	1	0
Kohgiluyeh & Boyerahmad .....	8768	6679	1744	290	35	18	1	1	0
Golestan .....	31378	22971	6629	1601	108	60	7	2	0
Gilan .....	64862	48826	12406	3204	250	168	4	4	0
Lorestan .....	31615	24674	5393	1325	121	96	3	3	0
Mazandaran .....	74568	55200	14373	4346	414	218	9	8	0
Markazi .....	28663	21786	5301	1401	88	82	4	1	0
Hormozgan .....	19448	13152	4621	1401	175	94	2	3	0
Hamedan .....	39071	29235	7487	2094	169	85	1	0	0
Yazd .....	20895	14961	4214	1455	163	96	2	4	0

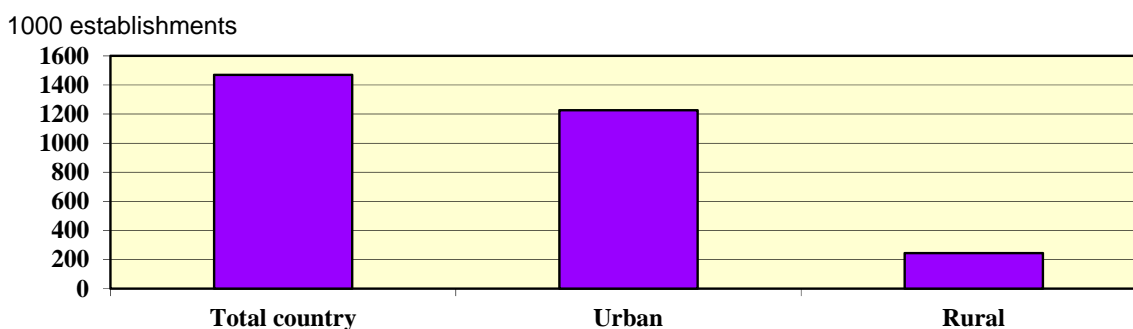
Source: Statistical Centre of Iran.

#### 10. 4. NUMBER OF WORKERS OF ESTABLISHMENTS ENGAGED IN WHOLESALE AND RETAIL TRADE; REPAIR OF MOTOR VEHICLES, MOTORCYCLES AND PERSONAL AND HOUSEHOLD GOODS BY INDUSTRY: 1381

Industry	Workers
<b>Total country</b> .....	<b>2187658</b>
Sale, maintenance and repair of motor vehicles and motorcycles; retail sale of automotive fuel .....	432828
Sale of motor vehicles .....	23895
Maintenance and repair of motor vehicles .....	286472
Sale of motor vehicle parts and accessories .....	69246
Sale, maintenance and repair of motorcycles and related parts and accessories .....	39980
Retail sale of automotive fuel .....	13235
Wholesale trade and commission trade, except of motor vehicles and motorcycles .....	194152
Wholesale on a fee or contract basis .....	3448
Wholesale of agricultural raw materials, live animals, food, beverages and tobacco .....	79901
Wholesale of non-agricultural intermediate products, waste and scrap .....	42689
Wholesale of machinery, equipment and supplies .....	7815
Wholesale of textiles and textiles articles, clothing and footwear .....	24839
Wholesale of household goods .....	16531
Wholesale of medical and surgical instruments .....	15729
Other wholesale .....	3200
Retail trade, except of motor vehicles and motorcycles; repair of personal and household goods .....	1560678
Non-specialized retail trade in stores .....	36371
Retail sale of food, beverages and tobacco in specialized stores .....	636249
Retail sale of second-hand goods in stores .....	9637
Retail trade not in stores .....	1091
Repair of personal and household goods .....	100007
Other retail trade of new goods in specialized stores .....	777323

Source: Statistical Centre of Iran

#### 10. 1. NUMBER OF ESTABLISHMENTS:1381



For data see Table 10. 2.

### 10. 5. TRANSACTIONS REGISTERED IN NOTARY PUBLICS AND LAND REGISTRATION OFFICES

Year and Ostan	Actual		Revocable transaction	Surety bond	Rental	Power of attorney	Attest	Other	Total
	Movable	Im-movable							
1370 .....	629308	338842	184469	12894	49861	767292	1867726	977377	4827769
1375.....	447109	477450	139926	7144	52012	1289210	2294989	922461	5630301
1380.....	964284	762716	260069	15052	77012	1857017	2553197	1521246	8010593
1384.....	1529571	930961	358437	18920	84231	2212221	4539799	1913666	11587806
1385.....	1443317	1253843	581997	30499	113481	<sup>(1)</sup> 3436745	5300679	<sup>(1)</sup> 2446421	14606982
1386.....	1695778	1352749	479574	30411	124688	4497554	7398719	3298672	18878145
1387.....	2007664	1100635	289523	20878	109460	4319492	5759021	2873933	16480606
<b>1388.....</b>	<b>2002444</b>	<b>995732</b>	<b>332487</b>	<b>29288</b>	<b>118191</b>	<b>4305890</b>	<b>7565466</b>	<b>3319690</b>	<b>18669188</b>
East Azarbayejan	103342	41918	14383	661	3015	204178	441312	180061	988870
West Azarbayejan	83953	24919	9396	428	2806	132040	295690	168786	718018
Ardebil.....	32980	14667	2127	487	586	59581	144332	56787	311547
Esfahan.....	134720	69918	14338	663	5720	299270	523481	328801	1376911
Ilam.....	3036	4485	2896	462	140	9953	85721	42389	149082
Bushehr.....	15501	15028	3789	366	2205	54362	109706	57112	258069
Tehran.....	746608	293413	138350	5887	23935	1417729	1617888	389583	4633393
Chaharmahal & Bakhtiari.....	17459	6501	1378	155	637	36945	110725	47180	220980
South Khorasan..	7227	5894	1759	66	528	16872	53187	31461	116994
Khorasan-e- Razavi	146601	70127	9039	2246	24564	299790	433741	270841	1256949
North Khorasan..	11984	7010	1380	124	653	24195	78108	31304	154758
Khuzestan.....	55050	51570	14152	292	2757	198247	457173	191311	970552
Zanjan.....	23469	16500	4720	66	2080	41980	98545	30306	217666
Semnan.....	19868	21801	9053	107	2668	32100	71385	37360	194342
Sistan & Baluchestan .....	20187	11685	1183	1048	988	67932	104744	83941	291708
Fars .....	84966	55826	15620	3475	8309	232426	435034	220322	1055978
Qazvin.....	37636	19191	11690	393	2761	70433	120173	44744	307021
Qom .....	34495	15961	4900	317	1206	78312	95894	42897	273982
Kordestan .....	29576	11562	1697	665	720	54389	160379	84972	343960
Kerman .....	47179	24702	10512	811	4814	134891	258205	106689	587803
Kermanshah .....	47834	18962	2478	606	2005	83304	218188	122478	495855
Kohgiluyeh & Boyerahmad .....	4393	6078	1997	5373	475	31983	92600	29112	172011
Golestan .....	28397	18245	4325	470	3307	76092	141798	77255	349889
Gilan .....	32375	38432	18848	563	5412	109105	213813	151938	570486
Lorestan .....	25784	15458	4314	1244	3111	55277	198335	107080	410603
Mazandaran .....	77171	50872	4214	1133	4270	196090	442130	156099	931979
Markazi .....	32185	17945	6840	731	1700	63240	130420	66198	319259
Hormozgan .....	20614	13018	4426	72	1353	87311	156399	63001	346194
Hamedan .....	45598	14983	8456	352	2434	74887	167843	47800	362353
Yazd .....	32256	19061	4227	25	3032	62976	108517	51882	281976

1. Revised figures.

Source: State Organization for Registration of Deeds and Properties.

**10. 6. GENERAL CHARACTERISTICS OF COOPERATIVES SUPPLYING PRODUCERS  
REQUIREMENTS AT THE END OF THE YEAR** (mln rials)

Description	Number	Members	Employees	Capital
<i>Registered cooperatives<sup>(3,1)</sup></i>				
1370.....	1390	223751	14368	424152
1375.....	1766	259709	17547	457263
1380.....	2766	355354	29765	709888
1384.....	3349	385097	37280	865603
1385.....	3716	391953	41393	920201
1386.....	3932	397232	44009	1003254
1387.....	4124	401079	46284	1022304
<b>1388.....</b>	<b>4216</b>	<b>403526</b>	<b>47151</b>	<b>1026333</b>
<i>Cooperatives under establishment<sup>(3)</sup></i>				
1370 <sup>(2)</sup> .....	10	602	83	7782
1375 <sup>(2)</sup> .....	12	709	103	9012
1380.....	95	3197	766	12337
1384.....	203	7000	1483	17054
1385.....	353	8857	2984	23870
1386.....	461	11176	4140	98031
1387.....	581	13453	5035	111583
<b>1388.....</b>	<b>623</b>	<b>14623</b>	<b>5368</b>	<b>112795</b>
<i>Cooperatives in operation<sup>(3)</sup></i>				
1370.....	641	178423	10646	408025
1375 <sup>(2)</sup> .....	854	205097	12712	437855
1380.....	1489	274212	20666	518062
1384.....	1900	295666	25953	666457
1385 <sup>(3)</sup> .....	2084	299904	28186	713873
1386.....	2180	302628	29500	722537
1387.....	2249	304164	30911	727883
<b>1388.....</b>	<b>2300</b>	<b>305399</b>	<b>31450</b>	<b>730895</b>

**10. 6. GENERAL CHARACTERISTICS OF COOPERATIVES SUPPLYING PRODUCERS  
REQUIREMENTS AT THE END OF THE YEAR (continued) (mln rials)**

Description	Number	Members	Employees	Capital
East Azarbayejan .....	153	18456	2038	16397
West Azarbayejan .....	49	4681	815	6440
Ardebil .....	9	412	442	1277
Esfahan .....	210	26393	1979	90467
Ilam .....	17	402	87	8788
Bushehr .....	47	8530	1367	8301
Tehran .....	218	43947	2080	294655
Chaharmahal & Bakhtiyari .....	47	2269	603	1439
South Khorasan.....	25	3778	120	9313
Khorasan-e-Razavi.....	170	18906	1002	116521
North Khorasan.....	28	2100	347	1225
Khuzestan .....	67	9724	1806	4853
Zanjan .....	12	661	40	29974
Semnan .....	40	3233	820	5517
Sistan & Baluchestan .....	99	9279	2529	3041
Fars .....	147	15032	5769	15579
Qazvin .....	31	4591	194	3234
Qom .....	19	1975	131	20794
Kordestan .....	28	3123	144	1666
Kerman .....	92	69766	641	11781
Kermanshah .....	38	1831	1732	664
Kohgiluyeh & Boyerahmad .....	2	282	17	14
Golestan .....	63	8573	777	11231
Gilan .....	70	13273	539	6163
Lorestan .....	45	2446	163	2295
Mazandaran .....	128	10037	981	20284
Markazi .....	53	4578	144	3512
Hormozgan .....	295	6906	3534	5348
Hamedan .....	41	5257	287	6459
Yazd .....	57	4958	322	23662

1. Including cooperatives in operation, out of operation and under establishment.

2. Excluding services cooperatives.

3. Revised figures.

Source: Ministry of Cooperatives.

**10. 7. GENERAL CHARACTERISTICS OF COOPERATIVES SUPPLYING CONSUMERS  
REQUIREMENTS AT THE END OF THE YEAR** (mln rials)

Description	Number	Members	Employees	Capital
<i>Registered cooperatives<sup>(1,3)</sup></i>				
1370 <sup>(2)</sup> .....	7578	5485355	79850	5327517
1375 <sup>(2)</sup> .....	8556	6079526	88940	6244688
1380.....	9647	7453537	94861	7642911
1384.....	10301	7811035	98032	7741354
1385.....	10486	7837758	100013	7769099
1386.....	10670	7857605	101716	7954869
1387.....	10843	7873379	102932	7967481
<b>1388.....</b>	<b>10968</b>	<b>7892552</b>	<b>104155</b>	<b>7979341</b>
<i>Cooperatives under establishment<sup>(3)</sup></i>				
1370 <sup>(2)</sup> .....	21	6033	91	4533
1375 <sup>(2)</sup> .....	21	6033	91	4533
1380.....	33	10208	399	5183
1384.....	107	22038	690	9934
1385.....	150	26299	1108	11817
1386.....	217	32417	1943	109268
1387.....	276	38752	2209	115963
<b>1388.....</b>	<b>308</b>	<b>41653</b>	<b>2742</b>	<b>121419</b>
<i>Cooperatives in operation<sup>(3)</sup></i>				
1370.....	4206	4285639	72887	12407858
1375 <sup>(2)</sup> .....	4931	4791501	79972	13311274
1380.....	5794	6052015	85109	15397452
1384.....	6297	6396296	88187	15486145
1385.....	6421	6425123	89620	15511013
1386.....	6530	6438998	90409	15598908
1387.....	6640	6448483	91361	15604884
<b>1388.....</b>	<b>6731</b>	<b>6504031</b>	<b>92035</b>	<b>15613150</b>

**10. 7. GENERAL CHARACTERISTICS OF COOPERATIVES SUPPLYING CONSUMERS  
REQUIREMENTS AT THE END OF THE YEAR (continued)** (mln rials)

Description	Number	Members	Employees	Capital
East Azarbayejan .....	329	297546	5856	274931
West Azarbayejan .....	165	178074	4458	155975
Ardebil .....	126	86123	447	19135
Esfahan .....	493	411685	4289	561960
Ilam .....	69	38620	343	6862
Bushehr .....	93	311411	427	18679
Tehran .....	1769	1526205	15345	605311
Chaharmahal & Bakhtiari .....	87	32985	2036	10738
South Khorasan.....	87	48365	387	18876
Khorasan-e-Razavi.....	473	362006	2481	1825110
North Khorasan.....	42	46983	257	6129
Khuzestan .....	270	536989	12459	63941
Zanjan .....	71	52488	305	40166
Semnan .....	92	55373	676	13448
Sistan & Baluchestan .....	193	140633	1297	694805
Fars .....	375	383845	4285	839890
Qazvin .....	109	62843	2047	23705
Qom .....	61	60719	457	22586
Kordestan .....	115	114202	1434	125603
Kerman .....	230	109394	2189	24497
Kermanshah .....	160	220048	760	28404
Kohgiluyeh & Boyerahmad .....	66	25037	201	3144
Golestan .....	107	81984	1632	36150
Gilan .....	184	180451	1688	2014147
Lorestan .....	131	51875	707	5347
Mazandaran .....	280	620902	7407	8021997
Markazi .....	119	60310	723	20221
Hormozgan .....	170	194889	750	29315
Hamedan .....	131	151994	606	53534
Yazd .....	134	60052	16086	48542

1. Including cooperatives in operation, out of operation and under establishment.

2. Including cooperatives supplying the needs of services sector.

3. Revised figures.

Source: Ministry of Cooperatives.

**10. 8. GENERAL CHARACTERISTICS OF SERVICES COOPERATIVES AT THE END OF THE YEAR** (mln rials)

Description	Number	Members	Employees	Capital
<i>Registered cooperatives<sup>(1,2)</sup></i>				
1370 .....	603	25214	6075	26127
1375 .....	2359	80814	28838	257337
1380 .....	8235	218378	90013	761133
1384.....	16721	339405	171622	1391322
1385.....	22644	513914	256017	1620357
1386.....	27999	582861	327705	5433225
1387.....	32172	632653	363838	5749698
<b>1388.....</b>	<b>36458</b>	<b>685657</b>	<b>405548</b>	<b>5968704</b>
<i>Cooperatives under establishment<sup>(2)</sup></i>				
1370 .....	4	46	28	1505
1375 .....	45	699	351	3414
1380 .....	455	10717	3779	31872
1384.....	2327	34868	17322	238437
1385.....	4630	58858	69699	333663
1386.....	7116	85893	111649	3738082
1387.....	9198	111758	128641	3855053
<b>1388.....</b>	<b>11249</b>	<b>142267</b>	<b>152561</b>	<b>3973380</b>
<i>Cooperatives in operation<sup>(2)</sup></i>				
1370 .....	194	20036	4464	24451
1375 .....	1097	59965	22486	224495
1380 .....	4349	155084	61560	622878
1384.....	9209	232296	114743	921190
1385.....	12027	374932	139311	1038594
1386.....	14451	413701	165593	1411767
1387.....	16426	436793	183436	1608194
<b>1388.....</b>	<b>18626</b>	<b>459013</b>	<b>201030</b>	<b>1711023</b>



**10. 8. GENERAL CHARACTERISTICS OF SERVICES COOPERATIVES AT THE END OF THE YEAR (continued)** (mln rials)

Description	Number	Members	Employees	Capital
East Azarbayejan .....	1118	25601	12288	78974
West Azarbayejan .....	550	19830	6010	59914
Ardebil .....	364	5767	3427	33271
Esfahan .....	1189	16662	10417	130568
Ilam .....	288	2114	1650	8210
Bushehr .....	334	3339	3779	10209
Tehran .....	1476	76372	43858	261350
Chaharmahal & Bakhtiari .....	307	2639	2399	9721
South Khorasan.....	285	3700	2262	9992
Khorasan-e-Razavi.....	1263	37979	10260	246734
North Khorasan .....	334	4399	1646	3532
Khuzestan .....	1024	16513	12637	57913
Zanjan .....	381	4739	3626	49048
Semnan .....	151	2064	1338	11651
Sistan & Baluchestan .....	286	3943	4744	16821
Fars .....	1314	20811	11226	90761
Qazvin .....	297	3558	5423	7578
Qom .....	213	3422	1547	20640
Kordestan .....	331	3854	2428	15169
Kerman .....	1120	13201	8366	228642
Kermanshah .....	597	7114	6035	25637
Kohgiluyeh & Boyerahmad.....	337	2646	2550	10072
Golestan .....	635	118001	2517	43064
Gilan .....	875	9755	6828	76650
Lorestan .....	429	4287	3797	57877
Mazandaran .....	1101	17146	10627	56265
Markazi .....	513	8186	2944	17284
Hormozgan .....	478	5480	4621	15594
Hamedan .....	391	4391	6876	16260
Yazd .....	645	11500	4904	41622

1. Including cooperatives in operation, out of operation and under establishment.

2. Revised figures.

Source: Ministry of Cooperatives.

### 10. 9. GENERAL CHARACTERISTICS OF DIFFERENT TYPES OF COOPERATIVES UNIONS AT THE END OF THE YEAR

Description	Number	Member cooperatives	Employees	Capital cooperatives
<i>Registered cooperatives unions<sup>(1,3)</sup></i>				
1375 .....	246	7563	779	24461
1380.....	418	16378	2002	965539
1384.....	597	63651	6452	1022973
1385.....	643	28307	6250	1148485
1386.....	682	27136	6235	282451
1387.....	830	32702	6672	691773
<b>1388.....</b>	<b>850</b>	<b>29758</b>	<b>8300</b>	<b>1545366</b>
<i>Cooperatives unions under establishment<sup>(3)</sup></i>				
1375 .....	6	128	9	219
1380.....	45	535	355	973
1384.....	70	913	642	1866
1385.....	100	2495	827	33571
1386.....	129	13486	1983	12200
1387.....	146	7326	1009	21936
<b>1388.....</b>	<b>59</b>	<b>1727</b>	<b>868</b>	<b>8562</b>
<i>Cooperatives unions in operation<sup>(3)</sup></i>				
1375 .....	189	6410	762	23013
1380.....	308	14776	1560	963201
1384.....	388	60386	5080	1015522
1385.....	415	23862	4731	1110622
1386.....	442	24719	4510	1110551
1387.....	525	22999	4914	663470
<b>1388.....</b>	<b>611</b>	<b>25231</b>	<b>6525</b>	<b>1530656</b>
Agricultural <sup>(2)</sup> .....	97	2589	1548	11584
Mining <sup>(2)</sup> .....	5	104	84	111
Hand-woven carpet.....	23	1214	140	3804
Housing <sup>(2)</sup> .....	212	5641	1952	82162
Manufacturing <sup>(2)</sup> .....	32	402	323	429
Producer's supply .....	48	2988	331	109386
Customer's supply .....	87	10492	1606	514968
Transportation <sup>(2)</sup> .....	30	635	96	318820
Services.....	59	674	367	484349
Construction .....	4	265	8	1043
Credit .....	7	138	34	1720
Consumer co-ops of educational institutes.....	...	...	...	...

1. Including cooperatives in operation, out of operation and under establishment.

2. Detailed statistics of related cooperatives appear in Chapters of Agriculture, Mining and Quarrying, Manufacturing, Construction and Housing and Transport.

3. Revised figures.

Source: Ministry of Cooperatives.

**10. 10. GENERAL CHARACTERISTICS OF RURAL COOPERATIVES AT THE END OF THE YEAR**  
(1000 persons-mln rials)

Year and Ostan	Number	Members	Capital	Legal reserves (mln rials)
1370.....	3102	4367	84385	27195
1375.....	2983	4411	212376	59845
1380.....	2947	4444	357404	140229
1384.....	2936	4534	513563	309768
1385.....	2937	4570	544488	440765
1386.....	2941	4568	634904	484002
1387.....	2937	4531	1178082	605337
<b>1388.....</b>	<b>2900</b>	<b>4512</b>	<b>1377102</b>	<b>641405</b>
East Azarbayejan .....	187	195	63873	22157
West Azarbayejan .....	141	366	45176	20686
Ardebil .....	83	97	17174	8724
Esfahan .....	148	241	142803	19581
Ilam .....	39	44	15222	9529
Bushehr .....	32	73	24140	3605
Tehran .....	61	80	20069	13987
Chaharmahal & Bakhtiari .....	55	83	20005	5799
South Khorasan.....	48	94	19629	6699
Khorasan-e-Razavi.....	220	303	101292	55575
North Khorasan.....	60	64	21667	8510
Khuzestan .....	111	215	43696	83191
Zanjan .....	78	91	43905	17685
Semnan .....	38	41	6452	4007
Sistan & Baluchestan .....	104	310	38373	6756
Fars .....	188	344	73763	143616
Qazvin .....	48	67	13810	4702
Qom .....	11	13	6824	5063
Kordestan .....	96	170	61285	19385
Kerman .....	146	195	30981	16496
Kermanshah .....	111	142	32385	16126
Kohgiluyeh & Boyerahmad .....	28	77	12166	2561
Golestan .....	69	85	36913	57016
Gilan .....	162	285	55890	6253
Lorestan .....	135	101	23862	20138
Mazandaran .....	184	272	293056	21779
Markazi .....	94	86	37733	19165
Hormozgan .....	54	112	2539	4021
Hamedan .....	120	184	54773	11871
Yazd .....	49	82	17646	6722

Source: Central Organization of Rural Cooperatives.

**10. 11. GENERAL CHARACTERISTICS OF RURAL COOPERATIVES UNITS AT THE END OF THE YEAR** (mln rials)

Year and Ostan	Number	Members of cooperatives	Capital	Legal reserves
1370.....	191	3101	22338	16347
1375.....	232	2975	63608	48795
1380.....	255	3004	117504	141472
1384.....	275	3004	165269	296215
1385.....	278	3012	226301	341046
1386.....	287	3021	243411	379464
1387.....	292	3036	291155	446905
<b>1388.....</b>	<b>296</b>	<b>3025</b>	<b>278504</b>	<b>508301</b>
East Azarbayejan .....	16	194	9212	22945
West Azarbayejan .....	15	152	11144	16597
Ardebil .....	9	84	5242	10582
Esfahan .....	20	156	16979	46849
Ilam .....	5	38	2459	4948
Bushehr .....	5	32	2289	3238
Tehran .....	11	61	2982	13260
Chaharmahal & Bakhtiyari .....	5	63	3584	6243
South Khorasan.....	6	62	2235	4849
Khorasan-e-Razavi.....	21	228	24913	40197
North Khorasan.....	6	60	25226	10007
Khuzestan .....	16	116	17821	84712
Zanjan .....	4	83	17763	5084
Semnan .....	4	39	1754	6983
Sistan & Baluchestan .....	9	129	10465	9259
Fars .....	24	214	22364	70147
Qazvin .....	3	48	5621	5472
Qom .....	000	000	000	000
Kordestan .....	8	96	8474	9281
Kerman .....	14	146	12596	15285
Kermanshah .....	13	111	6271	17466
Kohgiluyeh & Boyerahmad .....	5	30	1558	5475
Golestan .....	10	72	8236	11511
Gilan .....	16	171	6337	8009
Lorestan .....	9	135	17613	8013
Mazandaran .....	13	190	12365	19989
Markazi .....	9	96	5251	27525
Hormozgan .....	5	54	2464	12291
Hamedan .....	8	122	6774	9684
Yazd .....	7	43	8512	2400

Source: Central Organization of Rural Cooperatives.

**10. 12. SELECTED COMMODITIES SUPPLIED BY RURAL CONSUMERS COOPERATIVES STORES**

Commodity	Unit	1370	1375	1380	1384	1385	1386	1387	1388
Sugar .....	1000tons	268	210	247	256	269	286	213	169
Wheat .....	1000tons	9	//	000	000	0	0	0	0
Flour .....	1000tons	180	185	2583	1978	1834	2576	2503	2019
Rice .....	1000tons	85	129	125	150	123	130	31	11
Vegetable oil .....	1000tons	122	115	116	129	107	116	128	101
Potatoes .....	Ton	27226	2074	000	000	0	0	0	0
Onions .....	Ton	5399	163	000	000	0	0	0	0
Grains .....	Ton	1727	2135	1871	1921	1692	5293	2628	2070
Dates .....	Ton	337	327	000	000	0	0	0	0
Soap .....	Thousand	59945	18666	4889	5979	4910	5965	5078	3965
Washing powder .....	1000 tons	37	13	7	9	9	8	7	5

Source: Central Organization of Rural Cooperatives.

**10. 13. WEIGHT OF SELECTED SURPLUS CROPS PURCHASED FROM FARMERS BY RURAL COOPERATIVES (ton)**

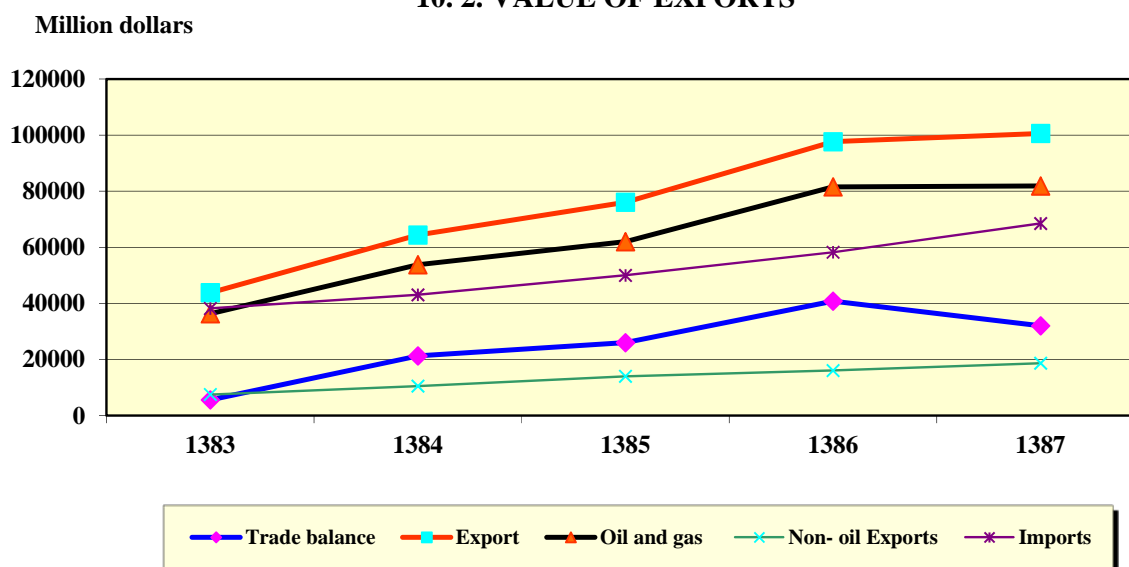
Crop	1370	1375	1380	1384	1385	1386	1387	1388
Wheat .....	3258350	4558928	4645301	6937240	3120200	2281198	309389	1426095
Barley .....	447737	23457	31643	43045	45849	72166	66730	233184
Rice and paddy .....	5114	4599	92816	69553	2058	16374	2906	11053
Grains .....	11518	2506	288	352	2942	17184	2939	3383
Cotton (lint) .....	1368	0	28967	69126	6279	5764	4126	600
Fruits, vegetables and summer crops .....	865194	2878	292809	2698	3968	28897	55080	73932
Citrus fruits .....	277	2274	12653	136	514	1119	4308	5763
Dates.....	847	5227	19427	48899	2034	3605	6348	2388

Source: Central Organization of Rural Cooperatives.

**10. 14. FOREIGN TRADE BALANCE****(mln USD)**

Description	1370	1375	1380	1384	1385	1386	1387	1388
Trade balance .....	-6529	7402	5775	21281	26035	39428	32039	000
Exports .....	18661	22391	23904	64366	76055	97668	100572	000
Oil & gas .....	16012	19271	19339	53820	62011	81567	81855	000
Non-oil .....	2649	3120	4565	10546	14044	16101	18717	000
Imports .....	25190	14989	18129	43085	50020	58240	68533	000

Source: Central Bank of the Islamic Republic of Iran.

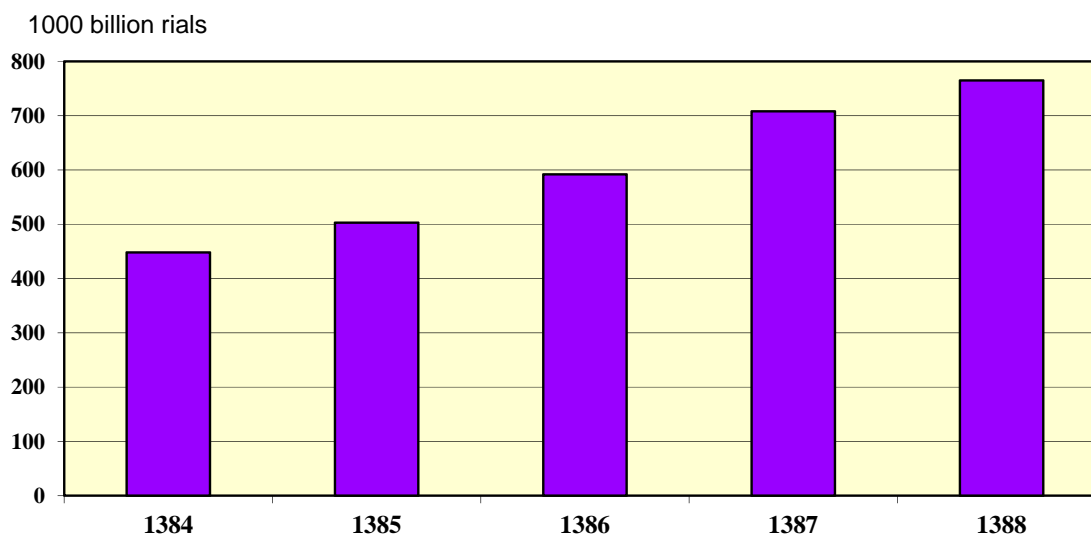
**10. 2. VALUE OF EXPORTS**

For data see Table 10. 14.

**10. 15. VALUE OF FOREIGN TRADE****(bln rials)**

Year	Trade volume	Imports	Non-oil exports
1370.....	2204	2026	178
1375.....	29373	23938	5435
1380.....	38348	30935	7413
1384.....	448229	353583	94646
1385.....	503065	383560	119505
1386.....	592121	449910	142211
1387.....	708332	533684	174648
<b>1388.....</b>	<b>765264</b>	<b>547973</b>	<b>217291</b>

Source: Iran Customs Administration.

**10. 3. VALUE OF FOREIGN TRADE EXCHANGE**

For data see Table 10. 15.

**10. 16. WEIGHT OF IMPORTS BY SECTIONS<sup>(1)</sup> OF CUSTOMS TARIFFS (ton)**

Description	1370	1375	1380	1384	1385	1386	1387	1388
<b>Total .....</b>	<b>23043907</b>	<b>21008957</b>	<b>27463955<sup>(2)</sup></b>	<b>35465629<sup>(2)</sup></b>	<b>43492007</b>	<b>41696059</b>	<b>44148038</b>	<b>51920670</b>
Section I. Live animals.....	275114	94815	48093	87897	132376	185208	191395	259124
Section II. Vegetable products ..	5785198	6510902	10733055	6048581	7670889	6682830	14086574	14131514
Section III. Animal or vegetable fats and oils .....	535416	945624	1011343	1258419	1257161	1235256	1036815	1171292
Section IV. Prepared foodstuffs, beverages .....	1253052	1666475	1806537	1267995	3750957	2709739	2713301	2836166
Section V. Mineral products.....	3746168	6172677	3899854	9549767	11224480	8549237	6675094	10901915
Section VI. Products of the chemical or allied industries.....	1839758	1238076	<sup>(2)</sup> 1882948	<sup>(2)</sup> 2815739	4355181	3017626	2244478	2360216
Section VII. Plastics and articles thereof .....	563150	297394	644083	1039045	1028608	1249574	1150145	1391260
Section VIII. Raw hides and skins, leather .....	4264	241	171	8937	9530	17843	21246	18475
Section IX. Wood and articles of wood .....	308880	45121	166511	1002127	774771	968056	934848	1201261
Section X. Pulp of wood or of other fibrous cellulosic material	526130	486334	562828	892064	1026763	1160100	1066681	1315879
Section XI. Textiles and textile article.....	301655	<sup>(2)</sup> 189253	285999	411119	493112	583320	485072	551246
Section XII. Footwear, headgear	351	22	497	11890	6700	7083	7180	8079
Section XIII. Articles of stone, plaster .....	163436	65059	105268	352162	390401	453734	560487	643819
Section XIV. Natural or cultured pearls .....	901	875	8	2117	4106	3463	2410	661
Section XV. Base metals and articles .....	6262870	2829450	5479645	8463745	9443296	12705684	10681541	12834477
Section XVI. Machinery and mechanical appliances .....	1034348	367802	<sup>(2)</sup> 583951	1327773	1234405	1419579	1470349	1544486
Section XVII. Vehicles, aircraft	414889	90158	235110	458826	336698	403156	454894	367348
Section XVIII. Optical, photographic, cinematographic .	18418	5060	10163	30236	28519	31834	36395	39922
Section XIX. Arms and ammunition; parts .....	1663	000	000	000	000	000	000	000
Section XX. Miscellaneous manufactured articles .....	8246	1586	6799	74012	90192	122580	121662	134429
Section XXI. Works of art, collectors pieces and antiques.....	0	0	0	361477	231323	186652	202265	203849
Not specified and not stated.....	0	2033	1092	1701	2539	3505	5206	5252

1. See the introduction of this chapter for more information on the complete title of sections.

2. Revised figures.

Source: Iran Customs Administration.



**10. 17. VALUE OF IMPORTS BY SECTIONS<sup>(1)</sup> OF CUSTOMS TARIFFS** (mln rials)

Description	1370	1375	1380	1384	1385	1386	1387	1388
<b>Total</b> .....	2026021	23938419	30934977	353582949	383560445	449909612	533683740	547972679
Section I. Live animals .....	25520	354194	184596	1708975	2846578	4278513	6308740	7973190
Section II. Vegetable products .....	81194	2769637	2965626	13784766	17799317	21262641	53916640	50169292
Section III. Animal or vegetable fats and oils .....	24083	1057053	692909	5835698	6393522	9370728	11131675	9910193
Section IV. Prepared foodstuffs, beverages .....	41349	1180937	807833	7182828	17205982	13940912	15491161	16059528
Section V. Mineral products.....	38401	894494	1219824	39532698	51013813	43102214	45756288	58660166
Section VI. Products of the chemical or allied industries	167275	2737395	<sup>(2)</sup> 3298031	26592827	32963131	41002550	44709705	42862980
Section VII. Plastics and articles thereof .....	82271	1193994	<sup>(2)</sup> 1446023	16109595	17936096	24613546	24256110	25904200
Section VIII. Raw hides and skins, leather .....	1559	1086	1672	90116	91318	176080	236576	254441
Section IX. Wood and articles of wood .....	15594	32300	99791	1724168	2188090	4146608	4350290	5416559
Section X. Pulp of wood or of other fibrous cellulosic material .....	41063	969967	757403	6652622	8355255	11116140	11524051	11901465
Section XI. Textiles and textile articles.....	70446	868348	868861	7284311	8932079	11605793	10140284	10895548
Section XII. Footwear, headgear .....	179	851	1912	176227	113363	160268	204746	239862
Section XIII. Articles of stone, plaster .....	17940	206752	255963	2788030	3004395	4127738	4893307	4932488
Section XIV. Natural or cultured pearls .....	6251	1039150	6300	706382	1397396	506326	488193	8143819
Section XV. Base metals and articles .....	341378	3457611	4143343	57483790	63850223	95057246	101102051	94922581
Section XVI. Machinery and mechanical appliances .	735793	5454934	10106004	108028268	101965729	109896525	124105949	132294964
Section XVII. Vehicles, aircraft .....	274170	1147710	3029529	19559272	18245821	24473472	32532468	27896257
Section XVIII. Optical, photographic, cinematographic .....	54933	523593	905994	7525407	7958889	9788354	17101264	14884818
Section XIX. Arms and ammunition; parts .....	000	000	000	000	000	000	000	000
Section XX. Miscellaneous manufactured articles .....	5302	47818	64199	1342807	1625806	2325679	2862709	3240959
Section XXI. Works of art, collectors pieces and antiques .....	0	0	0	28749716	18206558	18493201	21067605	20533750
Not specified and not stated	1321	595	<sup>(2)</sup> 79158	724446	1467084	465077	1503928	875619

1. See the introduction of this chapter for more information on the complete title of sections.

2. Revised figures.

Source: Iran Customs Administration.

**10. 18. VALUE OF IMPORTS BY COUNTRIES OF ORIGIN****(mln rials)**

Country and region	1370	1375	1380	1384	1385	1386	1387	1388
<b>Total .....</b>	<b>2026021</b>	<sup>(1)</sup> <b>23938419</b>	<sup>(2)</sup> <b>30932841</b>	<sup>(2)</sup> <b>353582949</b>	<b>383560445</b>	<b>449909612</b>	<b>533683739</b>	<b>547972678</b>
Asia <sup>(3)</sup> .....	568478	6433846	<sup>(2)</sup> 11911950	169266455	202187135	257426836	300841936	351822442
Azerbaijan .....	000	407683	36586	1479419	2592380	2994316	2235264	1704489
Armenia .....	000	55403	73419	258327	252284	316486	207709	332545
Afghanistan.....	2	10878	1297	57241	81714	82984	106366	153748
United Arab Emirates .	95661	744895	<sup>(2)</sup> 2865891	69341836	85963678	106878580	128084735	160425043
Indonesia .....	6911	179920	161304	1293925	1579542	2488127	2827544	2633344
Iran (Free zones).....	×	765	11714	3385863	3451047	4894495	6688570	7304608
Bahrain .....	1982	93814	126813	452953	1173746	915542	957300	505424
Pakistan.....	12403	83127	107293	1248335	1556527	1435767	2703359	3798641
Thailand.....	7406	498031	188912	1458322	3308731	4460335	1915113	1666254
Taiwan .....	10298	126853	341634	3053492	3588258	4823222	4436931	4633599
Turkmenistan .....	000	10273	27977	1381885	2634362	1984383	3402008	3997927
Turkey .....	69633	468010	510087	7803652	8180425	11576758	14401789	20086853
China .....	19462	356505	1556402	19889760	25314458	39879813	46992083	48107730
Japan .....	9030	<sup>(2)</sup> 1245451	<sup>(2)</sup> 1381734	11813182	8428326	12309061	12848597	14083036
Singapore ... ..	216935	<sup>(2)</sup> 127659	278967	4179740	3693831	5344622	8474989	10073665
Iraq .....	0	24326	39835	72210	326563	858625	627942	624882
Saudi Arabia.....	3086	35459	388803	2194678	5490025	4656239	1628202	2258949
Oman .....	113	2306	4787	41897	226846	781252	1359122	2339464
Kazakhstan .....	000	173100	473955	2305966	2577718	3166306	2831706	2204370
Qatar .....	3933	8161	16932	220407	498872	530537	292473	690932
Korea, Rep. of.....	49826	660849	1681167	19067725	17923247	22811165	29534287	34349723
Kuwait .....	2172	6163	19628	581924	1546765	1682107	1119587	988233
Malaysia.....	2415	166596	<sup>(2)</sup> 331922	2962594	3386312	3916077	4324652	4618868
India .....	6321	395458	984171	10065096	13241148	13529086	17257086	17777540

**10. 18. VALUE OF IMPORTS BY COUNTRIES OF ORIGIN (continued) (mln rials)**

Country and region	1370	1375	1380	1384	1385	1386	1387	1388
Other Asian countries..	50889	552161	300706	4656026	5170330	5110952	5584522	6462572
<b>Africa</b> .....	<b>7336</b>	<b>426715</b>	<b>296259</b>	<b>1955274</b>	<b>2821475</b>	<b>2282641</b>	<b>4768183</b>	<b>2404601</b>
<b>America</b> .....	<b>147376</b>	<b>3429081</b>	<b>3134241</b>	<b>11050903</b>	<b>11188289</b>	<b>10456360</b>	<b>20317542</b>	<b>14394770</b>
Brazil .....	49088	605041	1573202	7353414	7231893	5220040	5402847	6076218
Canada .....	29709	779846	671001 <sup>(2)</sup>	2037074	2265172	1381163	6592061	3085350
Other American countries .....	68579	2044194	890038	1660414	1691225	3855158	8322633	5233202
<b>Europe<sup>(4)</sup></b> ..	<b>1266834</b>	<b>12593093</b>	<b>14752194</b>	<b>169548851</b>	<b>164039811</b>	<b>177423602</b>	<b>205378350</b>	<b>176468970</b>
Germany .....	410742	3558233	3171029	46564172	46650431	49485477	50986785	46437761
Austria .....	39602	299189	418913	6408557	7349645	9947190	10773071	7312195
Spain .....	56331	419880	540077	3304822	3624065	4311025	3993756	4575471
Ukraine .....	000	158893	194321	4341518	1291199	1361379	2435254	3365578
United Kingdom...	94901	1171607	1169075	8860804	13241561	18601819	19364101	16373085
Italy .....	175729	1112388	1748140	21277847	15754902	17670138	18872374	18836033
Belgium .....	82707	1133581	772657	6415025	6115344	4978325	9563151	5647220
Denmark.....	16096	130049	152265	2194167	977244	1789053	1487199	1128640
Sweden .....	63755	217716	662096	9158257	5250156	4196519	6864763	5955994
Switzerland .....	54141	1420682	764188	11505509	21059385	25814502	33951515	21210805
Russian Federation...	<sup>(4)</sup> 000	998515	1603496	9634884	6507682	8011264	13398500	10066810
France .....	70000	727740	1946421	24042225	20144967	17589955	18945181	16642243
Netherlands .....	56482	453355	607213	8380738	8404440	4987549	5078108	10821647
Other European countries .....	<sup>(5)</sup> 146348	791265	1002303	7460329	7668791	8679405	9664594	8095487
<b>Oceania</b> .....	<b>35998</b>	<b>1046733</b>	<b>838176</b>	<b>1728800</b>	<b>3323735</b>	<b>2320173</b>	<b>2377728</b>	<b>2881895</b>

1. Difference between the total and the parts to the sum of 8951 million rials relates to the value of commodities from different countries without customs declaration.

2. Revised figures.

3. Difference between the total and the parts relates to the countries whose names are not specified.

4. Discrepancies between statistics related to Asia and Europe with the main source is due to revision made in the divisions used by the United Nations.

5. Figures related to the former Soviet Union Republics for the year 1370 appear in the Other European countries.

Source: Iran Customs Administration.

**10. 19. WEIGHT OF NON-OIL EXPORTS BY SECTIONS <sup>(1)</sup> OF CUSTOMS TARIFFS (ton)**

Description	1370	1375	1380	1384	1385	1386	1387	1388
<b>Total .....</b>	<b>2864574</b>	<b>7041464</b>	<b>(2)16214099</b>	<b>(2)24982846</b>	<b>27765571</b>	<b>32117681</b>	<b>33252808</b>	<b>47501467</b>
Section I. Live animals .....	3566	20364	55451	157817	147544	224993	254978	239992
Section II. Vegetable products .....	912209	884345	1208301	1567514	2064112	2966995	2310757	2344781
Section III. Animal or vegetable fats and oils .....	839	3442	67476	85509	97913	91500	74537	44318
Section IV. Prepared foodstuffs, beverages .....	22831	339831	286716	697557	847021	944816	688947	589291
Section V. Mineral products.....	833417	(2)3071786	9731645	14105892	14616912	16676743	17248740	28206838
Section VI. Products of the chemical or allied industries .....	684013	1560454	(2)2347682	3656813	4027346	6752608	8581110	9547781
Section VII. Plastics and articles thereof .....	5500	166156	(2)229038	407038	776706	712600	1102846	2081998
Section VIII. Raw hides and skins, leather .....	17942	22541	24154	22477	28095	29641	27685	24776
Section IX. Wood and articles of wood .....	813	10302	30308	70914	101363	76362	35086	12581
Section X. Pulp of wood or of other fibrous cellulosic aterial.....	1790	3618	(2)10449	46423	79276	67873	46694	46631
Section XI. Textiles and textile articles .....	35133	91365	100599	136258	131550	119024	107822	116574
Section XII. Footwear, headgear .....	466	20237	37110	22402	21058	22219	18788	19464
Section XIII. Articles of stone, plaster .....	59751	260388	403351	927146	1271537	1298979	1331357	2001879
Section XIV. Natural or cultured pearls .....	6	5	3	12	9	9	7	491
Section XV. Base metals and articles .....	250940	549267	1614641	2917779	3344913	1864585	1187129	1944191
Section XVI. Machinery and mechanicalappliances .....	6957	11452	28109	83324	110686	125879	121739	158620
Section XVII. Vehicles, aircraft .....	27612	7929	22855	62443	82788	122028	95131	104943
Section XVIII. Optical, photographic, cinematographic .....	35	566	540	1243	2427	2439	1622	1385
Section XIX. Arms and ammunition; parts .....	000	000	000	000	000	000	000	000
Section XX. Miscellaneous manufactured articles.....	752	16285	12671	11237	12544	11156	8710	11883
Section XXI. Works of art, collectors apices and antiques.....	3	30	48	81	437	6546	8402	2918
Not specified and not stated .....	0	1101	(2)2956	3537	1334	687	719	132

1. See the introduction of this chapter for more information on the complete title of sections.

2. Revised figures.

Source: Iran Customs Administration.

**10. 20. VALUE OF NON-OIL EXPORTS BY SECTIONS<sup>(1)</sup> OF CUSTOMS TARIFFS (mln rials)**

Description	1370	1375	1380	1384	1385	1386	1387	1388
<b>Total .....</b>	<b>177978</b>	<b>(<sup>2</sup>)5434917</b>	<b>(<sup>2</sup>)7412797</b>	<b>(<sup>2</sup>)94646405</b>	<b>(<sup>2</sup>)119505142</b>	<b>142210639</b>	<b>174647749</b>	<b>217291433</b>
Section I. Live animals .....	2090	114373	116755	2761543	2336963	3549009	4931788	4651045
Section II. Vegetable products	40363	1228078	1338050	13746247	( <sup>2</sup> )18092044	22407030	19482313	27967409
Section III. Animal or vegetable fats and oils .....	38	3308	80754	647561	734600	701387	922312	778171
Section IV. Prepared foodstuffs, beverages.....	3626	441180	254080	3436034	( <sup>2</sup> )4997563	6026394	6716986	10049811
Section V. Mineral products....	6144	427367	1344546	20568138	25019475	31595871	42067294	54230400
Section VI. Products of the chemical or allied industries ....	6167	472281	( <sup>2</sup> )763586	( <sup>2</sup> )13027125	12959039	26102051	41977546	35833413
Section VII. Plastics and articles thereof .....	625	200071	( <sup>2</sup> )282478	4553808	8320275	8292527	13888223	23442400
Section VIII. Raw hides and skins, leather .....	5578	176788	156956	885326	1152979	1138119	1632600	1578807
Section IX. Wood and articles of wood .....	48	7239	16798	251701	401447	300904	174381	217165
Section X. Pulp of wood or of other fibrous cellulosic material.....	178	9481	( <sup>2</sup> )18709	357013	541926	504022	514700	551832
Section XI. Textiles and textile articles .....	81967	1551167	( <sup>2</sup> )1532674	8931097	( <sup>2</sup> )8416930	7954894	9201320	11660907
Section XII. Footwear, headgear .....	477	108625	168782	745559	780024	821541	894388	1268626
Section XIII. Articles of stone, plaster .....	912	69168	192812	3054475	3457722	3451698	4347851	5897152
Section XIV. Natural or cultured pearls .....	122	179	2723	1240886	734829	410056	655690	1932470
Section XV. Base metals and articles .....	24328	470591	723606	14760277	22537449	17570160	14825829	21182473
Section XVI. Machinery and mechanical appliances.....	3624	51530	168338	2848852	3837603	4428855	6516921	9374950
Section XVII. Vehicles, aircraft	1461	36766	153253	2143061	3599532	5878146	4647306	5756907
Section XVIII. Optical, photographic, cinematographic.....	53	5557	6274	104964	120130	139831	232515	232461
Section XIX. Arms and ammunition; parts .....	000	000	000	000	000	000	000	000
Section XX. Miscellaneous manufactured articles .....	172	57046	59450	317152	425587	352937	279741	504286
Section XXI. Works of art, collectors pieces and antiques	5	280	339	3900	23616	460622	584138	161004
Not specified and not state .....	0	3906	( <sup>2</sup> )34023	( <sup>2</sup> )285718	( <sup>2</sup> )417170	124582	153907	19744

1. See the introduction of this chapter for more information on the complete title of sections.

2. Revised figures.

Source: Iran Customs Administration.

**10. 21. VALUE OF NON-OIL EXPORTS BY COUNTRIES OF DESTINATION (mln rials)**

Country and region	1370	1375	1380	1384	1385	1386	1387	1388
<b>Total .....</b>	<b>177978</b>	<b><sup>(1)</sup>5434990</b>	<b><sup>(2,3)</sup>7412797</b>	<b><sup>(2)</sup>94646405</b>	<b>119505142</b>	<b>142210639</b>	<b>174647749</b>	<b>217291432</b>
<b>Asia<sup>(3)</sup> .....</b>	68284	3004543	5183961	<sup>(2)</sup> 77272005	94519752	114631119	143291359	185200881
Azerbaijan .....	000	331614	550322	2986610	3416091	3250575	3538161	3709979
Armenia .....	000	92438	92159	1466065	1369660	1059927	1419956	1032606
Afghanistan .....	122	41783	91128	4484591	4740910	5041838	6076943	10389382
United Arab Emirates ...	26172	448843	1125223	13953547	15889150	20118457	22058121	29118270
Indonesia .....	401	23501	74028	819258	581978	1912096	3025172	3662758
Iran (Free zones) .....	×	938170	<sup>(3)</sup> 1932866	100982077	22581697	27072391	46118352	44203016
Bahrain .....	1170	7264	27985	1069241	473436	365074	530713	248423
Pakistan .....	1769	58165	152662	2664001	2863469	2542009	2826239	4322844
Thailand .....	1	68977	76854	219273	177871	428501	1096819	705446
Taiwan .....	163	101781	93381	870615	1157551	1907283	3570145	1835040
Turkmenistan .....	000	218946	132519	1278216	1324842	1756763	2403972	3550958
Turkey .....	21609	234196	102175	1851635	2997931	5255643	5012402	5895751
China .....	1184	128796	310808	4772538	9679116	11548011	19468281	31033074
Japan .....	306	173553	<sup>(3)</sup> 418743	4871313	6106113	8604865	5565380	3575787
Singapore .....	4613	21057	76475	996764	835803	481002	922608	1102415
Iraq .....	0	0	254764	11059452	15795594	17107002	26568686	45243097
Saudi Arabia .....	268	67423	<sup>(3)</sup> 118637	2316419	3228162	2887334	3674804	1758808
Oman .....	96	10641	12641	265194	575138	1180557	681261	791986
Kazakhstan .....	000	78871	59487	513435	667949	730339	663729	573208
Qatar .....	1291	16247	111115	752500	822924	804122	867958	652190
Korea, Rep. of. ....	768	138338	87280	1276828	2122782	5113863	7726044	5382471
Kuwait .....	3214	63624	185974	4083995	2560566	2958444	1269872	1369859
Malaysia .....	65	17102	27196	244887	333206	291992	1767276	969374
India .....	1902	210568	328204	6904249	7688932	7776653	10976756	12547194

**10. 21. VALUE OF NON-OIL EXPORTS BY COUNTRIES OF DESTINATION (continued)****(mln rials)**

Country and region	1370	1375	1380	1384	1385	1386	1387	1388
Other Asian countries...	3170	2401729	<sup>(3)</sup> 4253428	<sup>(3)</sup> 60914497	<sup>(3)</sup> 76520093	<sup>(3)</sup> 92887815	<sup>(3)</sup> 115663660	161155792
<b>Africa</b> .....	<b>1039</b>	<b>46831</b>	<b>151068</b>	<b>1285238</b>	<b>2721744</b>	<b>2637911</b>	<b>2625958</b>	<b>3274640</b>
<b>America</b> .....	<b>2453</b>	<b>94114</b>	<b>275030</b>	<b>1615820</b>	<b>2511575</b>	<b>2202593</b>	<b>5560501</b>	<b>2686649</b>
Brazil .....	223	20656	7070	31461	239522	94549	520498	400515
Canada .....	2009	64176	44086	316818	336815	321261	283032	364454
Other American countries .....	221	9283	<sup>(3)</sup> 223874	1267541	1935238	1786783	4756971	1921680
<b>Europe</b> <sup>(4)</sup> .....	<b>105819</b>	<b>2270300</b>	<b><sup>(3)</sup>1781373</b>	<b>14289122</b>	<b>19543164</b>	<b>22547195</b>	<b>22438484</b>	<b>25643090</b>
Germany .....	51403	997715	548401	3219466	3300581	3474121	3056564	3471423
Austria.....	2000	58407	17027	93063	102329	145640	114883	128566
Spain .....	1940	67595	136899	1304341	1476059	2172991	1667900	1675216
Ukraine .....	000	169235	249856	377854	633129	961216	746145	445130
United Kingdom.....	6933	56282	<sup>(3)</sup> 46530	590607	712599	989447	564412	432376
Italy .....	14174	359454	336127	2216348	5933385	4853637	3083114	4324441
Belgium.....	2726	49993	<sup>(3)</sup> 49110	637485	1672380	2068183	3891963	5050784
Denmark.....	454	17152	15961	101174	86721	88118	61433	71684
Sweden .....	740	12402	15675	91790	115798	121851	139533	162699
Switzerland .....	12888	124141	44027	213061	183811	174187	193571	245658
Russian Federation .....	<sup>(5)</sup> 000	85581	103424	1660188	2657361	3411103	3401943	3307099
France .....	4201	94287	104014	598077	580791	567196	626691	534181
Netherlands .....	1968	86153	22764	2296673	947485	2177971	3278842	2953623
Other European countries .....	<sup>(5)</sup> 6392	87740	84330	859325	1140734	1341532	1611491	2840210
<b>Oceania</b> .....	<b>383</b>	<b>19129</b>	<b>21364</b>	<b>184221</b>	<b>208906</b>	<b>191820</b>	<b>731447</b>	<b>486173</b>

1. Difference between the total and the parts to the sums of 3131 and 7096 million rials relates to the value of commodities from different countries without customs declaration.

2. Difference between the total and the parts relates to the countries whose names are not specified.

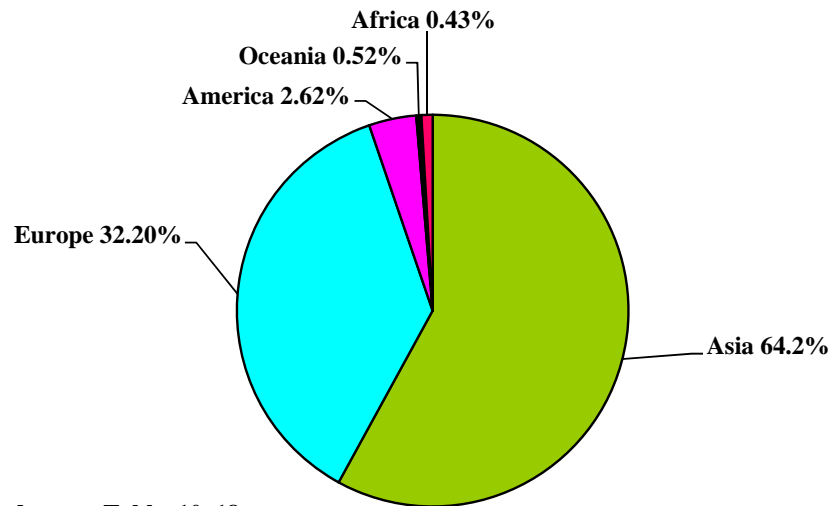
3. Revised figures.

4. Discrepancies between statistics related to Asia and Europe with the main source is due to revision made in the divisions used by the United Nations.

5. Figures related to the former Soviet Union Republics for the year 1370 appear in other European countries.

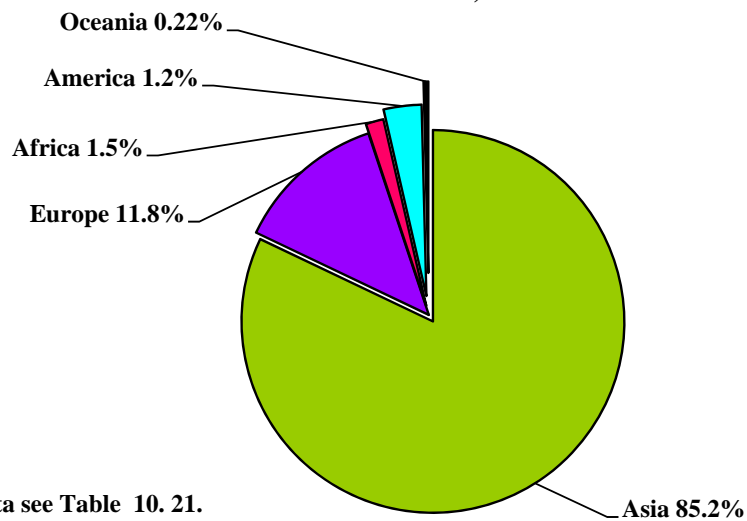
Source: Iran Customs Administration.

#### 10. 4. PERCENT OF THE VALUE OF IMPORTS BY CONTINENTS OF ORIGIN, 1388



For data see Table 10. 18.

#### 10. 5. PERCENT OF THE VALUE OF NON-OIL EXPORTS BY CONTINENTS OF DESTINATION, 1388



For data see Table 10. 21.



**10. 22. WEIGHT AND VALUE OF IMPORTS AND EXPORTS BY SECTIONS<sup>(1)</sup> AND CHAPTERS OF CUSTOMS TARIFFS, 1388** (ton; mln rials)

Section and chapter <sup>(2)</sup>	Imports		Non-oil exports	
	Weight	Value	Weight	Value
<b>Total</b> .....	<b>51920672</b>	<b>547972678</b>	<b>47501467</b>	<b>217291432</b>
<b>SECTION I</b> .....	259124	7973190	239992	4651045
1. Live animals .....	23522	572552	29142	702365
2. Meat and edible meat offal.....	118266	4536324	28608	309179
3. Fish, crustaceans and molluscs and other aquatic invertebrates .....	30837	319611	30979	907997
4. Dairy products; birds' eggs; natural honey; edible products of animal origin, not elsewhere specified or included .....	84145	2454540	148922	2096363
5. Products of animal origin, not elsewhere specified or included .....	2354	90163	2340	635142
<b>SECTION II</b> .....	14131514	50169292	2344781	27967409
6. Live trees and other plants; bulbs, roots and the like; cut flowers and ornamental foliage .....	1525	73038	10321	290177
7. Edible vegetables and certain roots and tubers .....	172239	975856	1112362	6800115
8. Edible fruit and nuts; peel of citrus fruit or melons .....	1085546	5496331	1107700	17679786
9. Coffee, tea, mate and spices .....	71334	1490659	40804	2411861
10. Cereals .....	11508146	34635267	934	7473
11. Products of the milling industry; malt; starches; inulin; wheat gluten .....	18398	135795	16086	43841
12. Oil seeds and oleaginous fruits; miscellaneous grains, seeds and fruit, industrial or medicinal plants; straw and fodder .....	1266395	7160514	37816	169816
13. Lac; gums, resins and other vegetable saps and extracts .....	7430	199596	9029	505851
14. Vegetable plaiting materials; vegetable products not elsewhere specified or included .....	502	2234	9730	58489
<b>SECTION III</b> .....	1171292	9910193	44318	778171
15. Animal and vegetable fats and oils and their cleavage products; prepared edible fats; animal or vegetable waxes .....	1171292	9910193	44318	778171
<b>SECTION IV</b> .....	2836166	16059528	589291	10049811
16. Preparations of meat, of fish or of crustaceans, molluscs or of other aquatic invertebrates .....	1446	19477	2413	122029
17. Sugars and sugar confectionery .....	913948	3425513	57922	1475064
18. Cocoa and cocoa preparations .....	14451	432880	10013	572998
19. Preparations' of cereals, flour, starch; or milk pastrycooks' and products .....	3747	110318	158494	3139578
20. Preparations of vegetables, fruit, or other parts of plants....	66679	480337	222917	2848622
21. Miscellaneous edible preparations .....	32596	1640228	69895	1396696
22. Beverages, spirits and vinegar .....	44340	272357	50310	226563
23. Residues and waste from the food industries; prepared animal fodder .....	1723112	6583653	16016	81322
24. Tobacco .....	35847	3094766	1310	186938
<b>SECTION V</b> .....	10901915	58660166	28206838	54230400
25. Salt; sulphur; earths and stone; plastering materials, lime and cement .....	211005	1059240	8980297	8312230

**10. 22. WEIGHT AND VALUE OF IMPORTS AND EXPORTS BY SECTIONS<sup>(1)</sup> AND CHAPTERS OF CUSTOMS TARIFFS, 1388 (continued) (ton; mln rials)**

Section and chapter <sup>(2)</sup>	Imports		Non-oil exports	
	Weight	Value	Weight	Value
26. Ores, slag and ash .....	463073	912626	11292332	6967765
27. Mineral fuels, mineral oils and products of their distillation; bituminous substances; mineral waxes .....	10227837	56688300	7934208	38950405
<b>SECTION VI (3)</b> .....	2360216	42862980	9547781	35833413
28. Inorganic chemicals; organic or inorganic compounds of precious metals, of rare-earth metals, of radioactive elements or of isotopes .....	564394	3642859	2194868	3457342
29. Organic chemicals .....	426622	10088892	6058547	24188222
30. Pharmaceutical products .....	8861	11672962	10669	929097
31. Fertilizers .....	883337	4029433	579964	1301412
32. Tanning or dyeing extracts; tannins and their derivatives; dyes, pigments and other colouring matter; paints and varnishes; putty and other mastics; inks .....	109788	2753594	51044	901706
33. Essential oils and resinoids; perfumery, cosmetic or toilet preparations .....	33470	1778304	13486	372135
34. Soap, organic surface-active agents, washing preparations, lubricating preparations, artificial waxes, prepared waxes, polishing or scouring preparations, candles and similar articles, modelling pastes, "dental waxes" and dental preparations with a basis of plaster .....	29219	714910	240250	1672726
35. Albuminoidal substances; modified starches, glues, enzymes.....	23444	733548	14953	414370
36. Explosives; pyrotechnic products; matches; .....	347	147726	348	2476
37. Photographic or cinematographic goods .....	7654	713846	7	141
38. Miscellaneous chemical products .....	273080	6586907	383644	2593786
<b>SECTION VII</b> .....	1391260	25904200	2081998	23442400
39. Plastics and articles thereof .....	1113639	19003626	2041228	22843145
40. Rubber and articles thereof .....	277621	6900575	40771	599255
<b>SECTION VIII</b> . .....	18475	254441	24776	1578807
41. Raw hides and skins ( other than furskins ) and.....	2695	21676	24389	1539502
42. Articles of leather; saddlery and harness; travel goods, handbags and similar containers; articles of animal gut (other than silk-worm gut).....	15774	232526	387	39304
43. Furskins and artificial fur; manufactures thereof .....	6	238	0	0
<b>SECTION IX</b> .....	1201261	5416559	12581	217165
44. Wood and articles of wood; wood charcoal .....	1199442	5384452	11475	194494
45. Cork and articles of cork .....	219	5427	7	85
46. Manufactures of straw, of esparto and of other plaiting.....	1600	26680	1099	22586
<b>SECTION X</b> .....	1315879	11901465	46631	551832
47. Pulp of wood or of other fibrous cellulosic material waste and scrap of paper or paperboard .....	104733	867371	29036	138758
48. Paper and paperboard; articles of paper pulp, of paper or of paperboard .....	1207381	10799437	14438	189522

**10. 22. WEIGHT AND VALUE OF IMPORTS AND EXPORTS BY SECTIONS<sup>(1)</sup> AND CHAPTERS OF CUSTOMS TARIFFS, 1388 (continued) (ton; mln rials)**

Section and chapter <sup>(2)</sup>	Imports		Non-oil exports	
	Weight	Value	Weight	Value
49. Printed books, newspapers, pictures and other products of the printing industry; manuscripts, typescripts and plans .....	3766	234657	3157	223552
<b>SECTION XI</b> .....	551246	10895548	116574	11660907
50. Silk .....	670	58173	41	1043
51. Wool, fine or coarse animal hair; horsehair yarn and woven fabric .....	4103	214394	5720	299173
52. Cotton .....	57138	890015	3890	79752
53. Other vegetable textile fibres; paper yarn and woven fabrics of paper yarn .....	61407	500406	425	11563
54. Man-made filaments .....	117042	2470882	2260	68665
55. Man-made staple fibres .....	238797	4651156	8945	236325
56. Wadding, felt and nonwovens; special yarns; twine, cordage, ropes and cables and articles thereof .....	11186	358608	8565	281736
57. Carpets and other textile floor coverings .....	7270	187421	47151	7661494
58. Special woven fabrics; tufted textile fabrics; lace; tapestries; trimmings; embroidery .....	10733	361828	4172	312107
59. Impregnated, coated, covered or laminated textile fabrics; textile articles of a kind suitable for industrial use .....	34918	886328	1846	131815
60. Knitted or crocheted fabrics .....	476	16303	9	753
61. Articles of apparel and clothing accessories, knitted or crocheted .....	917	58155	7056	1071102
62. Articles of apparel and clothing accessories, not knitted or crocheted .....	1138	104050	4525	980283
63. Other made up textile articles; sets; worn clothing and worn textile articles; rags .....	5451	137828	21968	525098
<b>SECTION XII</b> .....	8079	239862	19464	1268626
64. Footwear, gaiters and the like; parts of such articles .....	3148	109674	19244	1244691
65. Headgear and parts thereof .....	1176	35163	151	22438
66. Umbrellas, sun umbrellas, walking-sticks, seat-sticks, whips, riding-crops and parts thereof .....	801	10281	8	205
67. Prepared feathers and down and articles made of feathers or of down; artificial flowers; articles of human hair .....	2953	84743	62	1291
<b>SECTION XIII</b> .....	643819	4932488	2001879	5897152
68. Articles of ston, plaster, cement, asbestons, mica or similar materials .....	222544	1095294	399766	1100366
69. Ceramic products .....	167865	1225106	1367475	3580710
70. Glass and glassware .....	253410	2612088	234638	1216076
<b>SECTION XIV</b> .....	661	8143819	491	1932470
71. Natural or cultured pearls, precious or semi- precious stones, precious metals, metals clad with precious metal and articles thereof; imitation jewellery; coin .....	661	8143819	491	1932470
<b>SECTION XV</b> .....	12834477	94922581	1944191	21182473
72. Iron and steel .....	11551358	67569757	1267994	7210521
73. Articles of iron or steel .....	887790	17004646	154303	3118940

**10. 22. WEIGHT AND VALUE OF IMPORTS AND EXPORTS BY SECTIONS<sup>(1)</sup> AND CHAPTERS OF CUSTOMS TARIFFS, 1388 (continued) (ton; mln rials)**

Section and chapter <sup>(2)</sup>	Imports		Non-oil exports	
	Weight	Value	Weight	Value
74. Copper and articles thereof .....	26410	1137892	274179	6609841
75. Nickel and articles thereof .....	970	158830	1	25
76. Aluminium and articles thereof .....	264360	5523961	154099	2476849
78. Lead and articles thereof .....	5305	66903	25178	475941
79. Zinc and articles thereof .....	6555	117629	61659	1043205
80. Tin and articles thereof .....	873	103551	2	36
81. Other base metals; cermets; articles thereof .....	1201	1050930	5	107
82. Tools, implements; cutlery, spoons and forks of base metal; parts thereof .....	29947	1274170	1598	59495
83. Miscellaneous articles of base metal .....	59708	914311	5173	187513
<b>SECTION XVI .....</b>	<b>1544486</b>	<b>132294964</b>	<b>158620</b>	<b>9374950</b>
84. Nuclear reactors, boilers, machinery and mechanical appliances; parts thereof .....	1131469	103636759	123420	6637296
85. Electrical machinery and equipment and parts thereof; sound recorders and reproducers, television image and sound recorders and reproducers, and parts and accessories of such articles .....	413018	28658205	35200	2737654
<b>SECTION XVII<sup>(3)</sup> .....</b>	<b>367348</b>	<b>27896257</b>	<b>104943</b>	<b>5756907</b>
86. Railway or tramway locomotives, rolling-stock and parts thereof; railway or tramway track fixtures and fittings and parts mechanical (including electro-mechanical ) traffic signalling equipment of all kinds.....	32289	2711082	1669	80140
87. Vehicles other than railway or tramway rolling - stock, and parts and accessories thereof.....	317330	21918876	93884	4694355
88. Aircraft, spacecraft, and parts thereof .....	1082	2650443	19	18388
89. Ships, boats and floating structures.....	16648	615856	9371	964024
<b>SECTION XVIII .....</b>	<b>39922</b>	<b>14884818</b>	<b>1385</b>	<b>232461</b>
90. Optical, photographic, cinematographic, measuring, checking, precision, medical or surgical instruments and apparatus; parts and thereof accessories .....	32795	14262394	538	200597
91. Clocks and watches and parts thereof .....	5910	590878	708	20846
92. Musical instruments; parts and accessories of such articles.....	1217	31546	139	11019
<b>SECTION XIX.. .....</b>	<b>5252</b>	<b>875619</b>	<b>132</b>	<b>19744</b>
93. Arms and ammunition; parts and accessories thereof .....	0	0	0	0
<b>SECTION XX. ....</b>	<b>134429</b>	<b>3240959</b>	<b>11883</b>	<b>504286</b>
94. Furniture; bedding, mattresses, mattress supports, cushions and similar stuffed furnishings; lamps and lighting fittings, not elsewhere specified or included; illuminated signs, illuminated name plates and the like; prefabricated buildings .....	76042	1801166	9227	442722
95. Toys, games and sports requisites; parts and accessories, thereof .....	37158	908642	1939	45793
96. Miscellaneous manufactured articles .....	21229	531151	718	15770
<b>SECTION XXI . ....</b>	<b>203849</b>	<b>20533750</b>	<b>2918</b>	<b>161004</b>
97. Works of art, collectors' pieces and antiques .....	88	2263	31	4386
98. Unassembled C.K.D. articles of road construction machinery, cars and other machiner.....	203761	20531487	2887	156617
Not specified and not stated .....	5252	875619	132	19744

1. See introduction of this chapter for more information on the complete title of sections.

2. Chapters 77 and 99 have been designed for future classification needs.

3. Difference between the total and the parts relates to the items whose figures are not available separately.

Source: Iran Customs Administration.

### 10. 23. PUBLIC ACCOMMODATIONS AND ESTABLISHMENTS SERVING FOODS AND BEVERAGES BY INDUSTRY AND NUMBER OF WORKERS, 1381

Industry	Total	1 worker	2 workers	3-5 workers	6-9 workers	10-49 workers	50-99 workers	100+ workers	Not stated
<b>Total .....</b>	<b>74688</b>	<b>42248</b>	<b>18172</b>	<b>10720</b>	<b>1971</b>	<b>1437</b>	<b>71</b>	<b>38</b>	<b>31</b>
Public accommodations .....	6062	1666	1509	1703	496	582	53	31	22
Hotels, apartment hotels, motels, inns and tourism complexes.....	921	66	83	260	164	285	35	26	2
Boarding houses, pilgrims houses, and youth accommodations .....	2799	880	922	757	127	96	6	1	10
School and university dormitories .....	1730	461	380	565	161	146	9	3	5
Dormitories and camping sites affiliated to organizations, departments and corporations.....	606	256	123	120	44	55	3	0	5
Others .....	6	3	1	1	0	0	0	1	0
Establishments serving foods and beverages .....	68626	40582	16663	9017	1475	855	18	7	9
Restaurants and canteens ...	10946	2333	2930	3868	1044	741	14	7	9
Places serving Kabab, Beryani, Halim and/or Aash	9979	5484	3038	1357	84	16	0	0	0
Sandwich stands and fast foods and/or snack serving places .....	22318	14468	5477	2065	245	62	1	0	0
Cafes and tea houses .....	16329	12897	2598	776	43	15	0	0	0
Places serving edible offals such as livers, guts and kidneys.....	2055	1375	535	139	3	3	0	0	0
Places serving edible offals such as sheep's head and trotters as well as tripe .....	2214	1145	748	303	13	4	1	0	0
Refreshment stands .....	3854	2178	1172	459	34	10	1	0	0
Places serving other foods not classified .....	911	702	162	41	4	1	1	0	0
Restaurants affiliated to govt. and non-govt. organizations and agencies..	20	0	3	9	5	3	0	0	0

Source: Statistical Centre of Iran.

### 10. 24. PUBLIC ACCOMMODATIONS AND ESTABLISHMENTS SERVING FOODS AND BEVERAGES IN URBAN AND RURAL AREAS, 1381

Ostan	Total			Public accommodations			Establishments serving foods and beverages		
	Total country	Urban	Rural	Total country	Urban	Rural	Total country	Urban	Rural
<b>Total.....</b>	<b>74688</b>	<b>60356</b>	<b>14332</b>	<b>6062</b>	<b>5280</b>	<b>782</b>	<b>68626</b>	<b>55076</b>	<b>13550</b>
East Azarbayejan...	5196	4323	873	229	202	27	4967	4121	846
West Azarbayejan	3750	2999	751	178	155	23	3572	2844	728
Ardebil .....	2492	1759	733	244	200	44	2248	1559	689
Esfahan .....	4311	3839	472	236	212	24	4075	3627	448
Ilam .....	529	472	57	60	47	13	469	425	44
Bushehr .....	677	572	105	94	65	29	583	507	76
Tehran .....	14114	13144	970	491	464	27	13623	12680	943
Chaharmahal & Bakhtiyari .....	436	387	49	32	29	3	404	358	46
South Khorasan .....	345	281	64	95	64	31	250	217	33
Khorasan-e-Razavi	5539	5076	463	1399	1338	61	4140	3738	402
North Khorasan .....	523	469	54	37	32	5	486	437	49
Khuzestan .....	3426	2965	461	285	258	27	3141	2707	434
Zanjan .....	885	749	136	111	94	17	774	655	119
Semnan .....	458	387	71	80	72	8	378	315	63
Sistan & Baluchestan .....	969	862	107	174	143	31	795	719	76
Fars .....	3070	2616	454	407	380	27	2663	2236	427
Qazvin .....	1018	820	198	69	54	15	949	766	183
Qom .....	1481	1400	81	113	109	4	1368	1291	77
Kordestan .....	1503	1293	210	124	89	35	1379	1204	175
Kerman .....	1855	1665	190	206	184	22	1649	1481	168
Kermanshah .....	1742	1626	116	107	103	4	1635	1523	112
Kohgiluyeh & Boyerahmad .....	436	399	37	51	49	2	385	350	35
Golestan .....	1124	964	160	64	54	10	1060	910	150
Gilan .....	10162	4343	5819	240	172	68	9922	4171	5751
Lorestan .....	1126	987	139	110	90	20	1016	897	119
Mazandaran .....	3563	2535	1028	349	200	149	3214	2335	879
Markazi .....	1028	916	112	92	78	14	936	838	98
Hormozgan .....	980	774	206	209	194	15	771	580	191
Hamedan .....	1193	1068	125	96	84	12	1097	984	113
Yazd .....	757	666	91	80	65	15	677	601	76

Source: Statistical Centre of Iran.

### 10. 25. PUBLIC ACCOMMODATIONS AND ESTABLISHMENTS SERVING FOODS AND BEVERAGES BY NUMBER OF WORKERS AND OSTAN, 1381

Ostan	Total	1 worker	2 workers	3-5 workers	6-9 workers	10-49 workers	50-99 workers	100+ workers	Not stated
<b>Total country .....</b>	<b>74688</b>	<b>42248</b>	<b>18172</b>	<b>10720</b>	<b>1971</b>	<b>1437</b>	<b>71</b>	<b>38</b>	<b>31</b>
East Azarbayejan .....	5196	3409	1087	593	63	40	2	2	0
West Azarbayejan .....	3750	2530	806	362	33	19	0	0	0
Ardebil .....	2492	1608	591	255	25	12	1	0	0
Esfahan .....	4311	2085	1186	818	124	90	3	5	0
Ilam .....	529	352	134	31	7	5	0	0	0
Bushehr .....	677	338	221	93	12	12	0	1	0
Tehran .....	14114	6101	3816	2979	682	474	17	14	31
Chaharmahal & Bakhtiari .....	436	269	100	50	10	7	0	0	0
South Khorasan .....	345	206	87	38	8	6	0	0	0
Khorasan-e-Razavi .....	5539	2329	1661	1140	221	165	17	6	0
North Khorasan .....	523	347	102	64	5	4	0	1	0
Khuzestan .....	3426	2073	805	388	78	73	6	3	0
Zanjan .....	885	477	236	130	26	16	0	0	0
Semnan .....	458	218	125	90	16	9	0	0	0
Sistan & Baluchestan .....	969	552	243	126	21	24	3	0	0
Fars .....	3070	1512	827	550	102	75	3	1	0
Qazvin .....	1018	515	290	155	42	16	0	0	0
Qom .....	1481	849	373	203	23	33	0	0	0
Kordestan .....	1503	704	503	244	39	13	0	0	0
Kerman .....	1855	1067	460	224	58	43	2	1	0
Kermanshah .....	1742	981	511	205	30	14	1	0	0
Kohgiluyeh & Boyerahmad .....	436	255	116	48	12	5	0	0	0
Golestan .....	1124	608	327	143	29	17	0	0	0
Gilan .....	10162	8379	1224	446	74	36	3	0	0
Lorestan .....	1126	655	291	139	23	18	0	0	0
Mazandaran .....	3563	2034	861	506	82	76	3	1	0
Markazi .....	1028	519	292	170	17	27	3	0	0
Hormozgan .....	980	351	293	212	54	61	6	3	0
Hamedan .....	1193	597	360	190	23	22	1	0	0
Yazd .....	757	328	244	128	32	25	0	0	0

Source: Statistical Centre of Iran.

### 10. 26. WORKERS OF PUBLIC ACCOMMODATIONS AND ESTABLISHMENTS SERVING FOODS AND BEVERAGES, 1381

<i>Industry</i>	<i>Worker</i>
<b><i>Total</i>.....</b>	<b><i>166061</i></b>
Public accommodations .....	34917
Hotels, apartment hotels, motels, inns and tourism complexes .....	15853
Boarding houses, pilgrimâ€™s houses, and youth accommodations .....	8489
School and university dormitories .....	8023
Dormitories and camping sites affiliated to organizations, departments, institutions, banks and corporations, etc. ....	2414
Others .....	138
Establishments serving foods and beverages .....	131144
Restaurants and canteens .....	43227
Places serving Kabab, Beryani, Halim and/or Aash .....	16867
Sandwich stands and fast foods and/or snack serving places .....	35175
Cafes and tea houses .....	21192
Places serving edible offals such as livers, guts and kidneys.....	2956
Places serving edible offals such as sheep's head and trotters and tripe .....	3844
Refreshment stands .....	6471
Places serving different foods not classified .....	1276
Restaurants affiliated to govt. and non-govt. organizations and agencies .....	136

*Source: Statistical Centre of Iran.*



**10. 27. NUMBER AND CAPACITY OF THE NATION'S ACCOMMODATIONS<sup>(1)</sup> BY CLASS**

Year and Ostan	Number									
	Total	5-Star	4-Star	3-Star	2-Star	1-Star	Luxury hotels	Not classified	Room	Bed
1370.....	378	8	14	28	131	188	×	9	16781	32355
1375.....	521	9	16	55	183	188	×	70	23897	48879
1380 <sup>(2)</sup> .....	718	11	38	80	228	219	×	142	27889	57661
1384 <sup>(3)</sup> .....	643	15	45	114	248	221	×	0	29159	60310
1385.....	000	000	000	000	000	000	×	000	000	000
1386 <sup>(3)</sup> .....	741	17	50	137	277	233	×	27	31653	68273
1387 <sup>(4)</sup> .....	000	000	000	000	000	000	000	000	000	000
<b>1388.....</b>	<b>2721</b>	<b>17</b>	<b>69</b>	<b>596</b>	<b>769</b>	<b>1165</b>	<b>15</b>	<b>90</b>	<b>72593</b>	<b>171306</b>
East Azarbayejan.....	93	1	1	29	25	37	0	0	2373	5624
West Azarbayejan .....	88	0	1	37	23	24	1	2	1647	3785
Ardebil.....	173	0	1	61	55	56			3263	9138
Esfahan.....	100	1	4	22	30	42	0	1	2627	5932
Ilam.....	19	0	1	2	6	9	0	1	312	786
Bushehr.....	20	0	0	10	6	4	0	0	550	1356
Tehran.....	271	4	10	67	74	66	0	50	9475	21208
Chaharmahal & Bakhtiyari.....	20	0	0	5	1	14	0	0	262	592
South Khorasan.....	15	0	0	7	3	5	0	0	238	582
Khorasan-e-Razavi.. .	852	4	11	122	197	496	6	16	25984	57385
North Khorasan.....	22	0	0	9	4	4	5	0	309	754
Khuzestan.....	50	0	3	18	16	13	0	0	1630	3582
Zanjan.....	26	0	1	6	5	12	0	2	491	1150
Semnan.....	16	0	0	7	6	3	0	0	251	621
Sistan & Baluchestan	61	0	3	5	32	17	0	4	1971	3872
Fars.....	205	1	5	28	61	109	0	1	5006	12730
Qazvi.....	20	0	0	6	5	7	2	0	325	777
Qom.....	62	0	3	15	29	15	0	0	1305	3462
Kordestan.....	40	0	1	16	8	15	0	0	697	1760
Kerman.....	48	1	1	6	20	20	0	0	1232	2733
Kermanshah.....	37	0	2	12	10	12	0	1	840	1866
Kohgiluyeh & Boyerahmad.....	22	0	2	2	12	5	1	0	478	1140
Golestan.....	16	0	0	3	9	3	0	1	310	831
Gilan.....	130	0	6	35	37	51	0	1	3135	8814
Lorestan.....	32	0	1	7	9	12	0	3	476	1210
Mazandaran.....	139	1	4	21	43	70	0	0	3406	9720
Markazi.....	17	1	1	8	3	4	0	0	426	973
Hormozgan.....	39	3	1	11	12	12	0	0	1666	4051
Hamedan.....	30	0	2	9	8	11	0	0	579	1575
Yazd.....	58		4	10	20	17	0	7	1329	3297

1. Including hotels, apartment hotels, lodging houses, inns, complexes, camps, waterside cottages, and motels.

2. Including hotels and apartment hotels only.

3. Including hotels only.

4. Information for 1387 is not available.

Sources: Ministry of Culture and Islamic Guidance;

- Presidency of the Islamic Republic of Iran.

**10. 28. BEDS IN ACCOMMODATION FACILITIES<sup>(1)</sup> BY CLASS**

Year	Total	5-star	4-star	3-star	2-star	1-star	Luxury hotels	Not classified
1370 .....	32355	48879	57661	56618	57057	60310	68273	×
1375 .....	48879	4841	3969	9259	13706	9883	7221	×
1380 <sup>(2)</sup> .....	57661	4489	7589	11872	17037	10456	6218	×
1384 <sup>(3)</sup> .....	60310	7059	9581	15562	17541	10567	0	×
1385.....	000	000	000	000	000	000	000	×
1386 <sup>(3,4)</sup> .....	68273	12147	19832	17345	10506	7689	754	×
1387 <sup>(4)</sup> .....	000	000	000	000	000	000	000	000
1388.....	171306	7775	13273	43333	45942	56370	3370	793

1. Including hotels, apartment hotels, lodging houses, inns, complexes, camps, waterside cottages and motels.

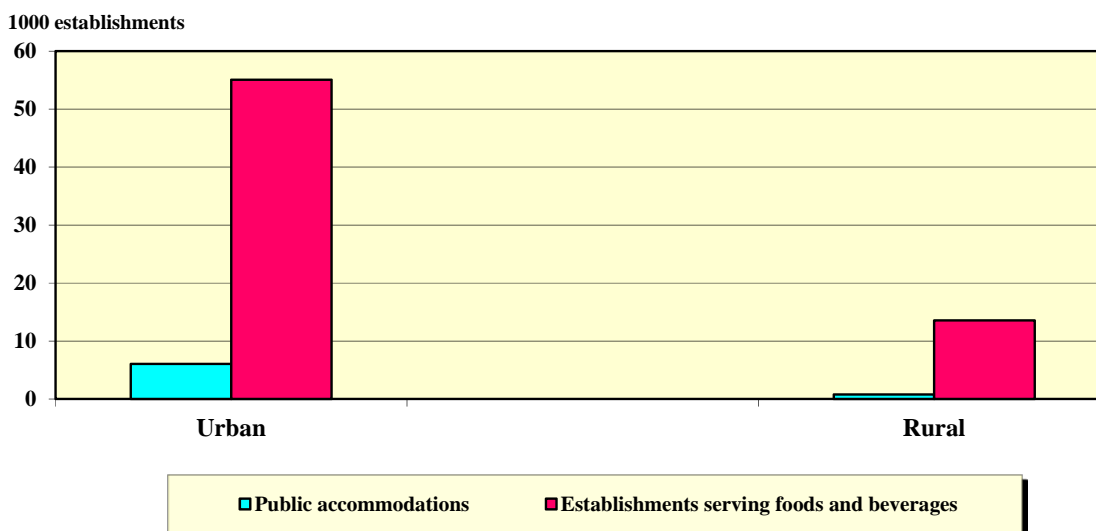
2. Including hotels and apartment hotels only.

3. Including hotels only.

4. Information for 1387 is not available.

Sources: Ministry of Culture and Islamic Guidance;

- Presidency of the Islamic Republic of Iran.

**10. 6. NUMBER OF PUBLIC ACCOMMODATIONS AND ESTABLISHMENTS SERVING FOODS AND BEVERAGES IN URBAN AND RURAL AREAS: 1381**

For data see Table 10. 24.