

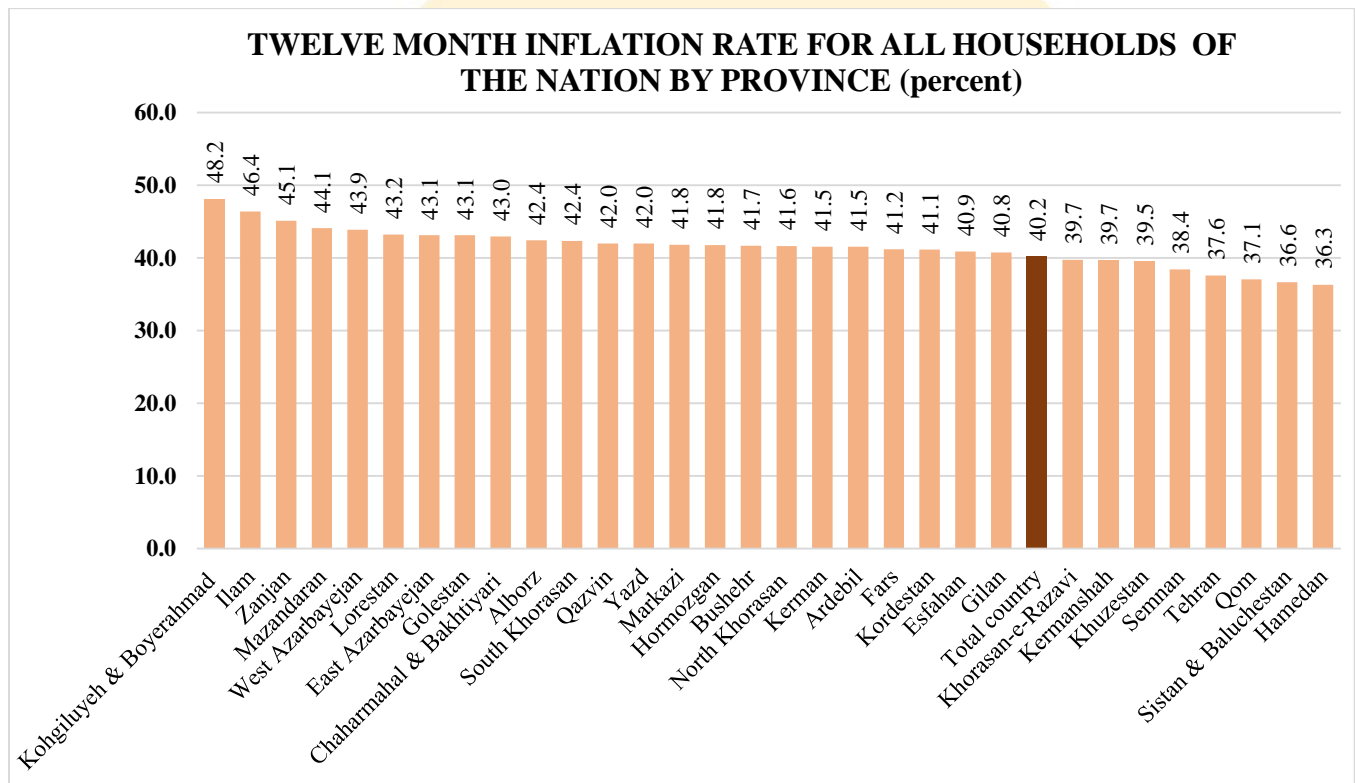
## CPI by Provinces in the Month of Esfand of the Year 1400

### All Households

In the month of Esfand of the year 1400, the households general index (1395=100) of the nation stood at 401.5 which increased by 1.3 percent compared to the previous month. During this month, the highest monthly inflation rate of the nationwide households was for Yazd province with 2.2 percent and the lowest monthly inflation rate went to Ardebil and Sistan & Baluchestan provinces with 0.6 percent

The percentage change in the general index for the households of the nation was 34.7 percent, in contrast to the corresponding month of the previous year (point-to-point inflation). The highest point-to-point inflation rate was for Mazandaran province with 41.8 percent and the lowest one was for Sistan & Baluchestan province with 26.8 percent.

The twelve-month inflation rate ending the month of Esfand of the year 1400 for the nationwide households stood at 40.2 percent. The highest twelve-month inflation rate went to Kohgiluyeh & Boyerahmad province with 48.2 percent and the lowest one was for Hamedan province with 36.3 percent.

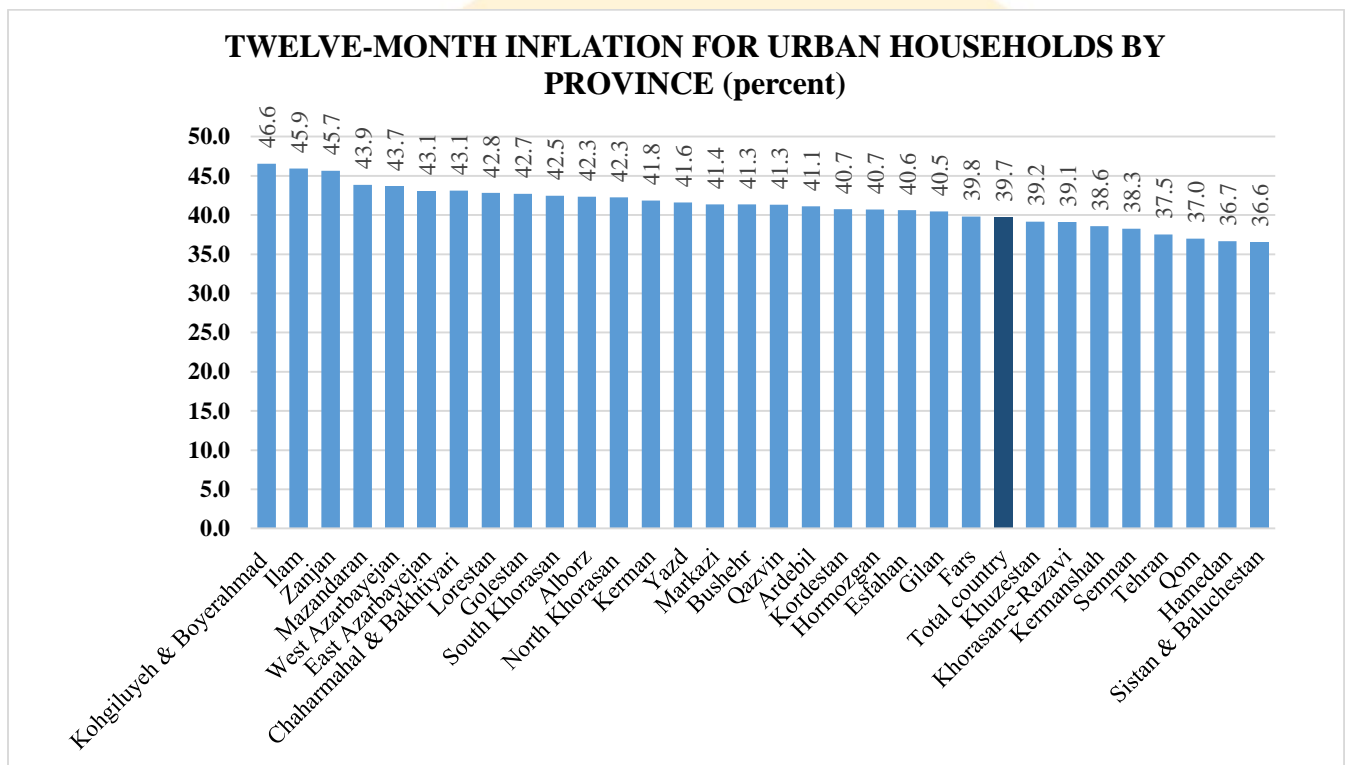


## Urban Households

In the month of Esfand of the year 1400, the urban households general index (1395=100) of the nation stood at 396.6 which increased by 1.2 percent compared to the previous month. During this month, Ilam and Yazd provinces saw the highest monthly inflation rate of the nationwide households with 2.3 percent and the lowest monthly inflation rate went to Sistan & Baluchestan province with 0.1 percent.

The percentage change in the general index for the urban households of the nation was 34.5 percent in contrast to the corresponding month of the previous year (point-to-point inflation). The highest point-to-point inflation rate was for Mazandaran province with 41.4 percent and the lowest one was for Sistan & Baluchestan province with 27.1 percent.

Also, the twelve-month inflation rate ending the month of Esfand of the year 1400 for the urban households of the nation stood at 39.7 percent. The highest twelve-month inflation rate went to Kohgiluyeh & Boyerahmad province with 46.6 percent and the lowest one was for Sistan & Baluchestan province with 36.6 percent.

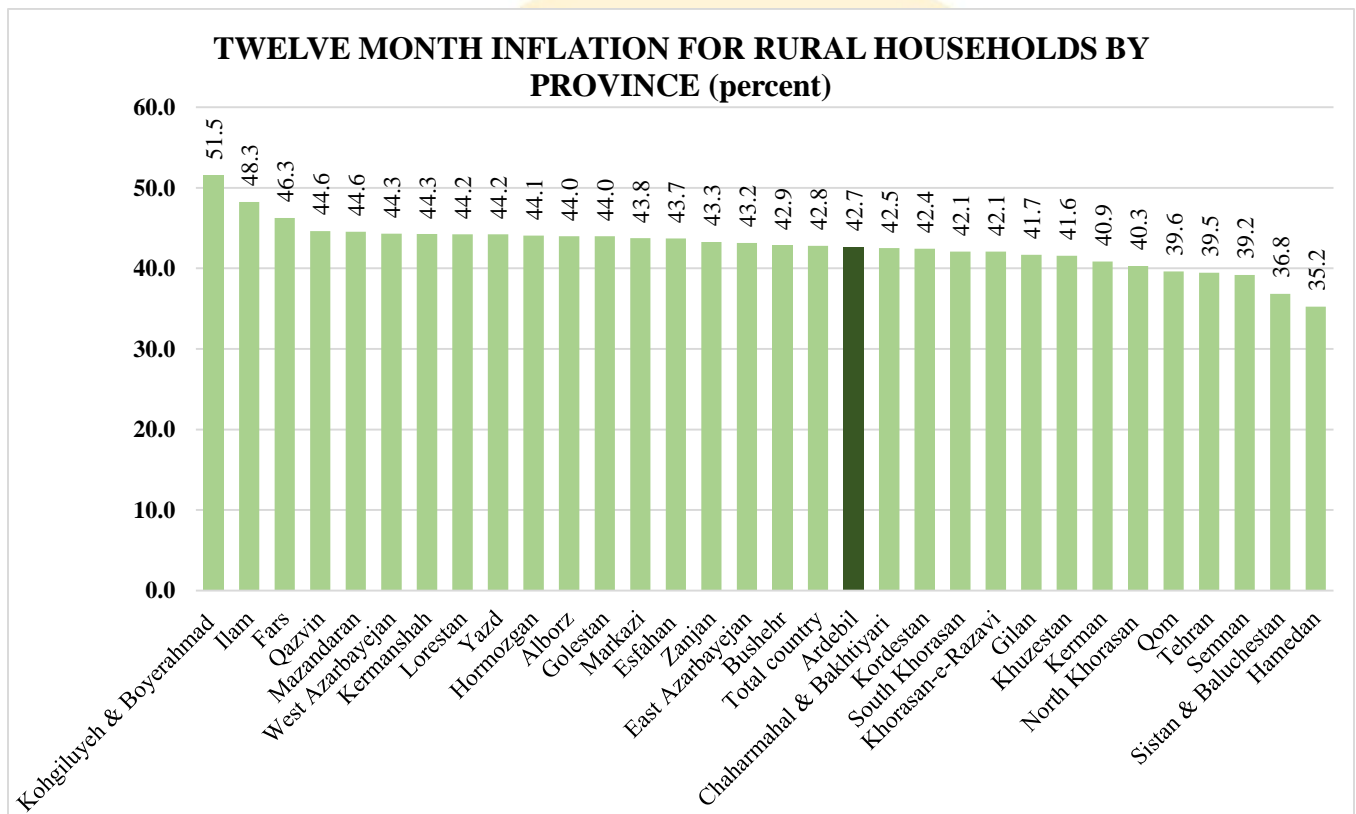


## Rural Households

In the month of Esfand of the year 1400, the rural households general index (1395=100) of the nation stood at 429.2 which increased by 1.6 percent compared with the previous month. During this month, Lorestan province saw the highest monthly inflation rate of the rural households of the nation with 2.8 percent and the lowest monthly inflation rate went to Gilan province with 0.1 percent.

The percentage change in the general index for rural households was 35.8 percent in contrast to the corresponding month of the previous year (point-to-point inflation). The highest point-to-point inflation rate of rural households was for Mazandaran and Kohgiluyeh & Boyerahmad provinces with 42.5 percent and the lowest one went to Hamedan province with 26.2 percent.

The twelve-month inflation rate ending the month of Esfand of the year 1400 for rural households stood at 42.8 percent. The highest twelve-month inflation rate went to Kohgiluyeh & Boyerahmad province with 51.5 percent, and the lowest one was for Hamedan province with 35.2 percent.





**Table 1. General Price Index of Goods and Services for Nationwide Households and Percentage Changes in Index by Province, Month: Esfand, Year: 1400**

**Base Year: 1395=100**

Province	General index				Food, beverages and tobacco					Non-food items and services				
	General index	Monthly inflation	Point-to-point inflation	Twelve month inflation rate	Weight	Index	Monthly inflation	Point-to-point inflation	Twelve month inflation rate	Weight	Index	Monthly inflation	Point-to-point inflation	Twelve-month inflation rate
<b>Total country</b>	401.5	1.3	34.7	40.2	27.24	542.2	1.7	40.7	51.5	72.76	348.9	1.1	31.4	34.6
Markazi	401.4	1.3	36.8	41.8	31.85	537.9	1.5	45.0	51.5	68.15	337.6	1.2	31.3	35.8
Gilan	388.1	0.8	38.3	40.8	25.01	513.6	0.8	51.1	50.8	74.99	346.2	0.8	32.8	36.7
Mazandaran	408.6	1.1	41.8	44.1	29.17	545.4	1.1	52.1	54.5	70.83	352.3	1.1	35.9	38.6
East Azarbayejan	428.9	1.1	36.0	43.1	30.00	544.3	1.0	42.5	52.1	70.00	379.5	1.1	32.3	38.3
West Azarbayejan	398.4	1.2	35.7	43.9	33.06	536.0	1.7	39.2	52.2	66.94	330.4	0.8	33.1	38.1
Kermanshah	419.5	1.8	34.5	39.7	31.62	565.5	1.8	37.0	47.4	68.38	351.9	1.9	32.6	34.6
Khuzestan	395.5	1.2	32.4	39.5	33.32	504.1	1.9	36.0	47.0	66.68	341.2	0.7	29.8	34.7
Fars	379.2	1.3	32.7	41.2	27.45	554.7	1.3	40.0	54.8	72.55	312.8	1.3	28.3	33.5
Kerman	392.3	2.1	35.6	41.5	33.88	524.6	2.9	40.7	51.2	66.12	324.6	1.5	31.5	34.6
Khorasan-e-Razavi	388.3	2.1	31.7	39.7	33.45	554.7	1.9	36.2	50.4	66.55	304.6	2.2	27.8	31.5
Esfahan	380.1	1.5	35.5	40.9	24.18	545.4	1.7	39.5	51.1	75.82	327.4	1.4	33.5	36.2
Sistan & Baluchestan	386.8	0.6	26.8	36.6	43.20	469.3	0.5	29.7	44.1	56.80	323.9	0.8	23.8	29.4
Kordestan	423.1	1.1	33.2	41.1	37.16	527.0	1.4	36.4	48.3	62.84	361.7	0.9	30.5	35.8
Hamedan	400.3	1.0	29.3	36.3	31.70	507.0	1.5	35.4	44.2	68.30	350.7	0.7	25.5	31.7
Chaharmahal & Bakhtiyari	457.2	1.6	34.8	43.0	37.03	562.0	2.3	36.1	50.0	62.97	395.6	1.0	33.7	37.7
Lorestan	459.8	1.2	37.0	43.2	34.63	568.6	1.4	39.4	50.8	65.37	402.2	1.1	35.3	38.2
Ilam	480.4	2.1	37.5	46.4	35.32	565.8	2.4	39.9	51.9	64.68	433.8	1.9	35.9	42.8
Kohgiluyeh & Boyerahmad	435.6	1.5	41.3	48.2	35.99	520.4	1.4	44.6	57.5	64.01	388.0	1.5	39.0	41.9
Bushehr	406.2	1.6	34.4	41.7	31.53	564.6	2.1	38.7	51.4	68.47	333.3	1.3	31.3	35.1
Zanjan	399.6	0.8	35.7	45.1	32.96	497.6	0.6	42.6	52.5	67.04	351.4	0.9	31.3	40.7
Semnan	376.8	1.7	32.9	38.4	31.81	511.0	1.9	44.3	50.8	68.19	314.2	1.5	25.4	30.9
Yazd	403.8	2.2	37.1	42.0	31.90	560.8	2.8	40.3	53.0	68.10	330.3	1.8	34.7	34.5
Hormozgan	401.4	1.6	36.1	41.8	28.90	593.0	0.9	39.7	51.3	71.10	323.5	2.1	33.5	35.6
Tehran	403.5	1.1	33.9	37.6	19.05	554.5	2.1	42.1	53.7	80.95	367.9	0.7	31.2	32.9
Ardebil	397.4	0.6	34.7	41.5	37.05	519.2	1.2	39.2	48.4	62.95	325.7	0.0	30.8	36.0
Qom	363.6	1.2	34.1	37.1	26.44	501.1	1.9	40.4	46.3	73.56	314.2	0.7	30.7	32.5
Qazvin	407.0	1.4	38.1	42.0	34.27	536.6	1.8	50.4	54.1	65.73	339.4	1.1	29.4	34.0
Golestan	430.7	1.5	37.8	43.1	30.21	579.4	2.0	44.5	54.7	69.79	366.3	1.2	33.5	36.4
North Khorasan	442.4	1.8	32.6	41.6	34.31	532.9	1.8	35.8	49.1	65.69	395.1	1.8	30.5	36.9
South Khorasan	432.4	1.3	36.0	42.4	36.90	500.9	0.4	36.6	45.5	63.10	392.4	1.9	35.6	40.1
Alborz	393.5	1.4	37.8	42.4	23.78	568.3	1.6	45.5	56.7	76.22	339.0	1.3	34.1	36.2



**Table 2. General Price Index of Goods and Services for Urban Households and Percentage Changes in Index by Province, Month: Esfand Year: 1400**

**Base Year:1395=100**

Province	General index				Food, beverages and tobacco					Non-food items and services				
	General index	Monthly inflation	Point-to-point inflation	Twelve month inflation rate	Weight	Index	Monthly inflation	Point-to-point inflation	Twelve month inflation rate	Weight	Index	Monthly inflation	Point-to-point inflation	Twelve-month inflation rate
<b>Total country</b>	396.6	1.2	34.5	39.7	25.03	545.1	1.7	40.9	52.1	74.97	347.0	1.0	31.4	34.2
Markazi	394.3	1.4	36.5	41.4	29.68	533.4	1.7	45.0	51.2	70.32	335.6	1.2	31.4	35.8
Gilan	384.0	1.0	37.3	40.5	22.06	518.8	1.3	48.1	51.1	77.94	345.8	0.9	33.2	36.7
Mazandaran	399.4	1.2	41.4	43.9	27.28	532.5	1.3	51.5	54.5	72.72	349.5	1.1	36.1	38.8
East Azarbajejan	425.0	1.0	36.0	43.1	27.20	562.7	0.9	43.4	54.2	72.80	373.5	1.0	32.2	37.8
West Azarbajejan	388.3	0.8	35.7	43.7	29.87	534.0	1.1	40.5	53.9	70.13	326.3	0.5	32.5	37.6
Kermanshah	408.9	1.9	33.7	38.6	29.49	552.7	2.1	35.8	46.4	70.51	348.8	1.8	32.4	34.0
Khuzestan	393.1	1.1	32.2	39.2	31.00	507.7	1.8	35.7	46.7	69.00	341.5	0.6	30.0	34.6
Fars	364.2	1.0	31.9	39.8	24.54	545.9	0.6	40.1	55.0	75.46	305.1	1.2	27.6	32.4
Kerman	392.4	2.1	34.4	41.8	30.59	562.8	2.9	42.4	54.9	69.41	317.3	1.4	28.7	33.4
Khorasan-e-Razavi	372.4	2.1	31.6	39.1	30.86	555.3	2.0	37.4	52.1	69.14	290.7	2.2	27.0	30.0
Esfahan	375.1	1.5	35.2	40.6	23.50	539.7	1.7	39.0	50.8	76.50	324.5	1.4	33.4	36.1
Sistan & Baluchestan	394.6	0.1	27.1	36.6	37.28	499.3	-0.4	30.1	44.1	62.72	332.3	0.6	24.5	30.6
Kordestan	416.0	1.0	32.6	40.7	34.99	537.6	1.4	36.4	49.6	65.01	350.6	0.7	29.6	34.4
Hamedan	396.9	0.9	30.4	36.7	27.99	520.5	1.3	39.1	46.5	72.01	348.9	0.6	25.8	31.9
Chaharmahal & Bakhtiyari	456.4	1.3	35.0	43.1	34.96	563.8	2.0	36.8	52.1	65.04	398.7	0.8	33.6	37.1
Lorestan	450.9	0.6	36.3	42.8	32.32	569.3	0.2	37.6	51.3	67.68	394.4	1.0	35.3	37.7
Ilam	480.8	2.3	37.7	45.9	33.01	570.9	3.0	40.6	51.7	66.99	436.4	1.8	35.9	42.6
Kohgiluyeh & Boyerahmad	432.1	1.4	40.8	46.6	32.46	533.0	1.6	45.3	56.7	67.54	383.7	1.2	37.9	40.6
Bushehr	397.0	1.7	34.4	41.3	29.95	563.3	2.2	38.5	51.4	70.05	325.9	1.3	31.5	34.9
Zanjan	399.8	0.9	35.4	45.7	29.97	500.8	0.8	41.6	53.4	70.03	356.5	1.0	31.9	41.6
Semnan	372.4	1.7	32.4	38.3	30.33	518.7	1.9	43.9	50.7	69.67	308.7	1.5	25.0	31.0
Yazd	395.4	2.3	37.1	41.6	32.04	554.8	2.8	39.9	52.6	67.96	320.2	1.9	34.8	34.0
Hormozgan	391.0	2.0	36.3	40.7	24.30	619.6	1.2	40.9	52.1	75.70	317.6	2.5	33.6	34.5
Tehran	403.3	1.1	34.0	37.5	18.84	553.9	2.2	42.3	53.6	81.16	368.4	0.7	31.3	32.9
Ardebil	387.4	0.7	35.2	41.1	34.35	516.1	1.7	40.1	48.7	65.65	320.0	-0.1	31.3	35.6
Qom	362.7	1.1	33.9	37.0	26.11	500.4	1.9	40.0	46.2	73.89	314.0	0.8	30.8	32.5
Qazvin	402.6	1.4	37.8	41.3	31.80	534.2	1.7	50.1	54.8	68.20	341.3	1.3	30.0	33.5
Golestan	430.4	1.3	39.0	42.7	27.05	586.6	1.6	46.0	54.5	72.95	372.5	1.1	35.2	36.9
North Khorasan	435.9	1.6	33.1	42.3	30.53	544.3	1.3	36.3	51.2	69.47	388.2	1.8	31.2	37.4
South Khorasan	431.1	1.3	35.9	42.5	34.71	506.2	0.6	36.7	46.5	65.29	391.3	1.9	35.3	39.9
Alborz	392.9	1.4	37.7	42.3	23.44	569.6	1.6	45.6	56.8	76.56	338.9	1.2	34.0	36.2



**Table 3. General Price Index of Goods and Services for Rural Households and Percentage Changes in Index by Province, Month: Esfand Year: 1400**

**Base Year: 1395=100**

Province	General index				Food, beverages and tobacco					Non-food items and services				
	General index	Monthly inflation	Point-to-point inflation	Twelve month inflation rate	Weight	Index	Monthly inflation	Point-to-point inflation	Twelve month inflation rate	Weight	Index	Monthly inflation	Point-to-point inflation	Twelve-month inflation rate
<b>Total country</b>	429.2	1.6	35.8	42.8	39.62	532.1	1.7	39.9	49.4	60.38	361.7	1.4	32.1	37.2
Markazi	435.4	1.2	38.1	43.8	42.30	552.9	1.0	45.1	52.2	57.70	349.3	1.4	30.8	35.7
Gilan	400.5	0.1	41.5	41.7	33.87	503.5	-0.4	57.5	50.0	66.13	347.8	0.5	31.6	36.8
Mazandaran	426.1	1.0	42.5	44.6	32.77	565.9	0.8	53.0	54.4	67.23	358.0	1.1	35.3	38.3
East Azarbayejan	442.6	1.4	35.8	43.2	39.80	500.2	1.3	39.9	46.8	60.20	404.6	1.5	32.5	40.4
West Azarbayejan	425.8	2.2	35.8	44.3	41.77	539.8	2.8	36.8	48.9	58.23	344.0	1.5	34.7	39.6
Kermanshah	467.9	1.6	37.6	44.3	41.41	607.4	0.9	41.0	50.5	58.59	369.4	2.5	33.8	37.8
Khuzestan	408.3	1.6	33.1	41.6	45.60	491.0	2.2	37.4	47.8	54.40	339.0	0.8	28.4	34.8
Fars	440.5	2.5	35.5	46.3	39.33	577.1	3.0	39.5	54.4	60.67	351.9	1.9	31.4	38.8
Kerman	392.2	2.3	38.4	40.9	41.71	457.8	2.8	37.4	43.8	58.29	345.2	1.7	39.5	38.1
Khorasan-e-Razavi	457.3	1.9	32.2	42.1	44.72	553.2	1.5	32.9	45.5	55.28	379.8	2.4	31.5	38.3
Esfahan	436.4	1.7	38.1	43.7	31.92	592.4	2.0	43.1	53.9	68.08	363.3	1.4	34.4	37.1
Sistan & Baluchestan	370.6	1.7	26.3	36.8	55.40	427.8	2.0	29.1	44.2	44.60	299.6	1.4	21.6	25.7
Kordestan	447.2	1.6	35.1	42.4	44.55	498.7	1.7	36.3	44.5	55.45	405.7	1.6	33.9	40.6
Hamedan	410.1	1.3	26.2	35.2	42.56	481.1	2.0	28.2	39.8	57.44	357.5	0.7	24.3	31.2
Chaharmahal & Bakhtiari	459.5	2.5	34.3	42.5	42.84	557.7	3.2	34.4	45.2	57.16	385.9	1.8	34.3	39.8
Lorestan	485.3	2.8	39.1	44.2	41.26	566.9	4.2	43.6	49.5	58.74	427.9	1.5	35.0	39.9
Ilam	478.7	1.3	36.8	48.3	44.98	549.9	0.5	37.6	52.3	55.02	420.4	2.2	35.9	44.2
Kohgiluyeh & Boyerahmad	443.0	1.7	42.5	51.5	43.38	500.6	1.1	43.6	58.9	56.62	398.8	2.3	41.5	45.1
Bushehr	442.4	1.4	34.7	42.9	37.71	568.4	1.7	39.4	51.6	62.29	366.1	1.1	30.6	35.8
Zanjan	399.2	0.6	36.8	43.3	42.65	490.5	0.3	44.9	50.3	57.35	331.2	0.9	28.9	36.9
Semnan	397.5	1.8	35.5	39.2	38.74	482.9	2.2	45.9	51.1	61.26	343.5	1.5	27.5	30.7
Yazd	464.2	2.1	37.6	44.2	30.92	605.1	2.8	43.2	55.6	69.08	401.2	1.6	34.0	37.7
Hormozgan	425.6	0.7	35.5	44.1	39.64	555.0	0.3	37.8	49.9	60.36	340.7	1.1	33.2	38.5
Tehran	409.0	1.0	32.3	39.5	26.74	569.8	1.3	37.2	55.3	73.26	350.2	0.8	29.5	31.9
Ardebil	425.8	0.2	33.5	42.7	44.68	526.0	0.1	37.1	47.9	55.32	344.9	0.2	29.2	37.1
Qom	396.1	1.9	39.3	39.6	38.45	517.9	3.6	50.7	48.4	61.55	320.0	0.2	29.3	32.4
Qazvin	424.2	1.3	39.4	44.6	44.04	543.7	2.0	51.2	52.1	55.96	330.2	0.3	26.6	36.8
Golestan	431.1	1.9	35.3	44.0	36.83	568.5	2.5	42.3	55.1	63.17	351.1	1.4	29.2	35.3
North Khorasan	457.6	2.3	31.5	40.3	43.15	514.0	2.5	34.9	45.6	56.85	414.7	2.0	28.4	35.8
South Khorasan	435.7	1.1	36.3	42.1	42.47	490.1	0.0	36.4	43.5	57.53	395.5	2.1	36.2	40.8
Alborz	404.0	1.2	38.7	44.0	29.93	549.9	0.8	44.0	55.1	70.07	341.6	1.5	35.3	37.5

Statistical Centre of Iran





**Table 4. General Price Index of Goods and Services for Nationwide Households by Province and Main Groups**

**Month: Esfand, Year: 1400**

**Base Year: 1395=100**

Province	Main groups	Foods and beverages	Tobacco	Clothing and footwear	Housing, water, electricity, gas and other fuels	Furnishings, household equipment and routine household maintenance	Health & medical services	Transport	Communication	Recreation and culture	Education	Restaurants and hotels	Miscellaneous goods and services
<b>Total country</b>		540.7	608.8	491.7	272.4	538.6	314.2	499.3	186.4	497.1	270.6	454.9	428.1
Markazi		534.8	629.2	426.4	236.1	537.0	292.8	464.3	169.1	493.1	236.0	456.8	412.4
Gilan		512.3	559.5	449.6	257.0	551.6	301.3	494.4	212.2	460.1	263.8	390.8	394.0
Mazandaran		543.4	645.8	477.7	230.7	567.4	319.2	549.4	200.7	485.3	306.4	416.8	391.4
East Azarbayejan		543.1	578.6	557.1	225.9	644.9	370.3	547.0	157.7	494.4	241.1	487.9	477.2
West Azarbayejan		534.9	567.1	583.5	205.7	588.4	378.9	413.6	170.2	519.7	290.4	381.8	398.0
Kermanshah		561.2	725.0	503.4	281.7	532.1	268.1	428.6	154.7	501.4	226.3	497.3	535.2
Khuzestan		501.5	622.6	401.4	239.1	474.4	295.8	565.6	201.6	413.1	268.4	332.1	385.3
Fars		550.2	785.5	507.4	207.5	543.2	307.8	465.0	206.7	483.2	266.9	450.4	408.8
Kerman		524.4	538.5	477.5	213.3	560.5	438.0	416.6	171.2	500.5	311.9	528.2	444.4
Khorasan-e-Razavi		554.9	545.0	592.2	191.6	578.8	282.6	418.4	177.0	471.9	281.9	474.7	466.0
Esfahan		541.3	717.8	466.0	241.5	566.7	344.1	382.4	193.5	530.1	250.5	466.7	418.9
Sistan & Baluchestan		470.0	431.8	422.8	189.7	438.5	252.5	614.3	152.9	390.7	151.9	379.4	351.4
Kordestan		524.3	605.8	609.0	207.9	588.7	297.6	421.3	178.3	575.7	213.7	446.6	563.3
Hamedan		505.4	547.8	475.1	255.3	575.3	264.5	478.0	217.1	479.9	257.6	503.6	335.0
Chaharmahal&Bakhtiyari		560.7	596.7	455.3	311.2	561.8	318.4	485.3	266.5	494.6	236.0	448.1	455.6
Lorestan		567.6	601.7	592.4	353.5	629.0	278.9	397.6	212.6	483.7	248.9	515.0	395.2
Ilam		565.6	578.3	572.4	287.5	659.0	407.1	513.8	245.0	649.0	224.9	506.4	542.1
Kohgiluyeh &Boyerahmad		520.1	591.8	483.1	262.5	539.9	296.4	425.5	199.9	503.6	232.6	426.9	509.5
Bushehr		564.5	565.0	494.7	235.1	572.3	283.2	488.6	160.3	465.1	258.4	471.3	443.0
Zanjan		495.0	603.2	630.0	218.8	534.5	314.3	446.5	137.1	593.4	255.2	457.2	433.2
Semnan		510.2	614.4	469.6	237.7	484.5	329.9	406.5	170.8	316.2	230.8	401.8	363.1
Yazd		556.6	769.3	490.8	248.0	639.6	317.1	393.7	168.3	559.8	289.8	486.2	412.4
Hormozgan		593.0	600.2	468.8	241.3	542.4	306.2	395.4	168.4	564.8	276.0	470.4	427.4
Tehran		554.2	571.0	427.8	329.9	454.9	308.8	562.6	189.0	507.4	280.4	502.5	425.1
Ardebil		515.5	623.1	415.4	246.6	514.6	277.6	379.7	148.5	412.8	223.5	441.4	435.0
Qom		500.2	547.3	422.3	264.9	461.2	270.3	426.7	200.7	384.0	261.5	443.5	350.5
Qazvin		532.4	686.8	435.1	216.6	577.4	303.9	504.6	158.9	531.3	284.0	466.0	456.2
Golestan		580.5	542.3	541.4	257.6	619.8	280.4	497.4	206.0	590.8	270.4	471.5	464.5
North Khorasan		527.5	719.8	652.5	237.1	659.7	338.1	497.1	198.6	532.3	260.2	477.5	499.4
South Khorasan		500.9	512.9	625.7	245.8	555.5	357.3	398.8	198.6	509.4	238.4	417.9	435.1
Alborz		568.6	556.0	510.2	275.6	506.6	322.0	525.5	142.8	525.6	290.8	324.7	430.9



**Table 5. Point-to-point inflation rate of Goods and Services for Nationwide Households by Province and Main Groups**

**Month: Esfand Year: 1400**

**Base Year:1395=100**

Province	Main groups	Foods and beverages	Tobacco	Clothing and footwear	Housing, water, electricity, gas and other fuels	Furnishings, household equipment and routine household maintenance	Health & medical services	Transport	Communication	Recreation and culture	Education	Restaurants and hotels	Miscellaneous goods and services
<b>Total country</b>		40.8	37.2	46.3	27.2	30.5	32.0	34.8	4.0	27.3	28.0	56.7	34.8
Markazi		45.4	35.7	44.0	30.0	27.3	27.4	34.0	0.9	28.4	19.6	51.2	36.5
Gilan		51.6	35.5	47.6	35.7	28.1	28.7	34.1	3.6	20.7	26.5	48.8	28.0
Mazandaran		52.0	55.0	45.0	32.4	35.7	32.0	41.3	6.3	36.5	36.9	50.6	33.1
East Azarbayejan		42.7	35.2	45.7	24.9	27.2	29.2	39.1	5.4	25.0	25.1	59.3	33.1
West Azarbayejan		39.5	32.1	54.2	21.8	34.5	44.0	30.4	3.2	32.6	31.3	48.8	38.2
Kermanshah		36.6	49.7	44.1	32.6	33.6	27.5	35.1	5.7	28.1	28.6	51.8	26.7
Khuzestan		36.2	30.7	38.4	21.5	23.9	31.0	41.8	4.6	25.9	31.4	38.2	29.1
Fars		40.1	34.4	49.1	16.9	32.8	28.6	34.1	6.3	31.6	27.5	48.7	36.8
Kerman		40.9	29.7	45.9	19.3	38.8	50.5	28.0	6.9	41.5	34.1	53.2	42.1
Khorasan-e-Razavi		36.3	27.6	48.9	16.0	31.1	32.2	28.4	3.5	25.5	31.6	53.7	38.9
Esfahan		39.1	53.2	50.1	34.5	31.2	38.1	30.2	0.8	18.4	37.0	49.9	34.0
Sistan & Baluchestan		29.9	18.3	36.6	11.5	27.5	22.8	28.4	1.5	30.8	14.1	40.6	29.7
Kordestan		36.1	44.5	48.2	20.1	31.0	28.6	34.1	3.8	30.0	16.1	45.4	30.2
Hamedan		35.6	32.1	38.5	15.8	22.5	31.1	34.2	3.6	30.0	20.0	45.7	25.8
Chaharmahal&Bakhtiyari		36.8	19.7	42.2	34.0	32.1	27.8	39.7	3.7	39.1	17.7	53.1	34.3
Lorestan		39.5	38.2	50.1	39.3	31.3	31.4	24.9	7.3	26.5	16.6	43.4	36.5
Ilam		40.0	32.7	46.0	30.3	36.9	37.2	35.1	10.8	36.6	23.0	50.9	38.4
Kohgiluyeh &Boyerahmad		44.7	39.3	55.2	31.0	37.2	44.6	34.1	4.4	25.8	23.1	56.9	44.9
Bushehr		38.8	27.9	46.6	28.1	32.4	29.8	32.0	3.5	32.4	34.9	45.0	34.0
Zanjan		42.8	36.1	53.0	22.3	27.4	29.7	33.2	1.8	38.8	29.0	54.8	31.0
Semnan		44.5	30.2	40.5	17.7	25.4	34.5	26.5	1.5	27.0	25.6	45.5	31.2
Yazd		40.1	49.4	46.9	37.2	33.7	38.6	26.7	2.0	31.4	31.0	55.8	31.7
Hormozgan		39.8	26.7	47.8	33.0	31.4	32.5	30.8	4.1	35.1	34.5	71.2	36.3
Tehran		42.2	36.6	43.6	28.2	31.9	30.8	35.6	4.1	26.8	24.6	70.7	38.6
Ardebil		38.8	47.7	28.9	33.7	27.9	24.1	28.6	1.3	26.7	13.3	50.6	40.4
Qom		40.6	31.2	44.0	33.1	29.9	29.4	28.8	0.7	23.7	15.9	47.9	26.9
Qazvin		50.2	56.4	39.9	24.8	23.0	25.0	36.8	2.1	26.0	37.7	44.3	26.5
Golestan		45.0	28.7	48.0	31.5	26.8	24.6	39.1	8.2	25.6	28.2	50.0	31.6
North Khorasan		36.4	22.8	49.5	21.1	29.9	25.9	33.2	2.7	27.8	16.8	50.9	31.8
South Khorasan		36.7	21.9	59.8	32.2	28.7	39.4	24.4	5.0	23.6	25.6	45.9	33.2
Alborz		45.5	43.6	54.4	30.2	33.4	34.3	36.5	3.2	33.0	38.6	46.4	39.2





**Table 6. Annual inflation rate of Goods and Services for Nationwide Households by Province and Main Groups**

Month: Esfand Year: 1400

Base Year:1395=100

Province	Main groups	Foods and beverages	Tobacco	Clothing and footwear	Housing, water, electricity, gas and other fuels	Furnishings, household equipment and routine household maintenance	Health & medical services	Transport	Communication	Recreation and culture	Education	Restaurants and hotels	Miscellaneous goods and services
<b>Total country</b>		51.9	35.9	51.3	26.8	46.5	38.7	37.5	6.4	39.9	25.0	61.6	40.8
Markazi		52.2	34.3	47.2	32.9	43.9	33.4	31.4	4.0	37.2	21.5	50.6	41.7
Gilan		51.5	31.7	52.3	35.2	43.6	37.7	36.8	3.7	37.4	23.8	43.9	30.7
Mazandaran		54.7	43.3	54.5	25.4	51.7	37.7	48.5	7.5	45.4	24.2	49.4	39.6
East Azarbayejan		52.9	31.6	52.2	26.1	45.7	42.5	40.2	5.8	35.2	21.1	67.9	41.4
West Azarbayejan		53.0	32.8	59.7	26.6	49.8	50.2	32.6	5.1	42.1	28.0	51.8	45.8
Kermanshah		47.6	42.3	48.5	31.2	47.4	31.6	36.9	7.7	37.9	21.3	56.2	28.2
Khuzestan		47.4	31.8	42.1	27.8	41.5	37.2	39.6	7.8	34.0	28.6	38.7	40.2
Fars		55.3	38.5	53.8	19.4	49.2	41.5	37.3	9.3	47.2	25.6	56.7	47.9
Kerman		51.4	37.1	55.8	19.0	53.6	52.7	33.2	8.6	53.0	31.0	60.4	44.5
Khorasan-e-Razavi		50.7	31.5	54.4	15.4	48.3	35.2	33.7	6.4	38.4	29.9	57.3	48.3
Esfahan		51.5	38.6	51.1	32.4	47.5	41.5	31.6	4.2	40.3	26.7	52.1	37.0
Sistan & Baluchestan		44.5	25.7	42.7	14.0	47.0	36.8	34.1	2.5	40.5	11.2	48.8	29.0
Kordestan		48.8	35.5	55.1	23.7	45.7	36.0	38.1	4.7	39.9	15.4	55.1	31.4
Hamedan		45.0	27.6	45.1	23.2	40.7	32.3	34.9	4.2	33.8	27.6	53.8	32.4
Chaharmahal&Bakhtiyari		51.5	21.4	42.2	30.4	49.2	36.9	41.2	9.0	45.0	18.1	58.3	42.1
Lorestan		51.1	38.9	55.9	35.2	46.1	34.8	31.7	9.2	33.9	23.5	54.2	42.6
Ilam		52.1	36.1	57.7	27.5	55.7	48.6	42.8	14.6	48.3	13.7	52.4	47.7
Kohgiluyeh &Boyerahmad		57.6	37.3	54.4	30.9	50.1	45.6	36.0	8.1	38.5	19.8	58.9	51.2
Bushehr		51.7	35.0	55.9	27.3	50.8	38.3	34.6	6.2	38.9	26.0	58.7	42.7
Zanjan		52.8	41.6	74.6	24.7	51.3	44.7	38.6	2.5	52.9	23.0	60.1	45.3
Semnan		51.0	30.1	44.2	26.6	40.5	33.8	30.6	3.5	35.3	21.8	47.7	35.1
Yazd		53.3	41.3	49.6	29.1	50.5	44.2	29.0	4.3	36.5	25.1	57.1	34.5
Hormozgan		51.5	30.7	53.7	27.6	43.9	41.9	31.9	4.8	44.2	28.5	64.3	47.0
Tehran		53.9	42.4	46.1	27.4	44.5	37.1	39.3	6.8	40.2	23.9	80.0	42.3
Ardebil		48.7	41.1	40.3	32.3	45.4	31.8	32.2	2.3	35.6	15.9	56.9	47.6
Qom		46.7	29.9	43.6	30.7	41.6	34.5	31.6	4.0	30.1	17.8	60.0	32.4
Qazvin		54.7	37.8	49.2	22.9	45.2	39.2	38.2	2.8	38.9	30.8	55.3	29.1
Golestan		55.3	37.0	57.5	28.7	43.3	35.8	35.8	11.7	39.3	26.7	54.0	45.4
North Khorasan		49.7	35.9	52.1	25.4	45.5	34.5	38.7	7.6	40.4	16.6	58.6	42.0
South Khorasan		45.5	27.5	57.6	31.5	47.9	46.3	30.1	4.5	39.2	23.0	49.8	40.0
Alborz		57.3	32.3	59.9	31.2	50.8	38.1	35.9	4.1	42.2	32.3	46.6	46.6

**Contact information:**

For more information on nationwide CPI in current month, time series of CPI for nationwide households and time series of nationwide CPI for expenditure deciles, please visit: [www.amar.org.ir](http://www.amar.org.ir)

**Address:**

Statistical Centre of Iran

No. 1, corner of Rahee Moayeri St., Dr. Fatemi Ave., Tehran 1414663111, I. R. Iran

Tel: +98 21 88958189

Email: [int@sci.org.ir](mailto:int@sci.org.ir)

The release of the report for the Month of Farvardin, the year 1401, May, 2022



Statistical Centre of Iran